

TDS PRODUCT IMAGE SHEET – CATEGORY >

BEARINGS, BUSHES & ROLLERS

Images	TDS Part Numbers & Description	OE References & (WHERE FITTED)
	<p>ASY001B BOTTOM BEARING ASSY - Ø22mm ROLLER</p>	<p>215311 <i>Peters</i></p> <p>33-11130 DP038157 DEP-00014 DEP-0007</p>
	<p>ASY002B BOTTOM BEARING ASSY - Ø25mm ROLLER</p>	<p>218065 <i>Peters</i></p> <p>108377 DEP-00388 DEP-00410</p>
	<p>ASY003B UNIVERSAL GUIDE SPINDLE LONG Ø30 ROLLER</p> <p># ADJUSTMENT 60mm MIN 73mm MAX</p>	<p>H102250 <i>Deans</i> H105408 <i>Deans</i> 216292-KIT <i>Peters</i></p> <p>DEP-00016 33-11134 DP038158</p>
	<p>ASY004B UNIVERSAL GUIDE SPINDLE SHORT Ø30 ROLLER</p> <p># ADJUSTMENT 48mm MIN 60mm MAX</p>	<p>216264-KIT <i>Peters</i> 0123268 <i>Deans</i> H102249, 106070 033889B-10A</p> <p>32450040 6690802N12 DEP-00066</p>
	<p>ASY005A BOTTOM BEARING ASSY – Ø32mm ROLLER</p>	<p>ASY005A <i>TDS</i></p>








	<p>ASY006B INLINE BOTTOM BEARING – Ø25mm ROLLER</p>	<p>75-22155 <i>Deans</i></p> <p><i>DED-0100A</i></p>
	<p>ASY007A INLINE BOTTOM BEARING – Ø22mm ROLLER</p>	<p>215144 <i>Peters</i></p> <p><i>117663</i></p>
	<p>ASY008A INLINE BOTTOM BEARING – Ø32mm ROLLER</p>	<p>D21059 <i>Deans</i></p>
	<p>ASY009B SOLO INLINE BOTTOM BEARING – Ø25mm ROLLER</p>	<p>ASY009B <i>TDS</i></p> <p><i>6690833N00</i> <i>16R0241</i></p>
	<p>ASY010A SOLO INLINE BOTTOM BEARING – Ø32mm ROLLER</p>	<p>032024+5 <i>Deans</i></p> <p><i>227681</i> <i>16R0016</i> <i>16R0017</i></p>
	<p>ASY011A M12x1.75 SPH PIVOT PLATE ASSY</p>	<p>022680 <i>Overton</i> 03717B-7 <i>Overton</i></p> <p><i>42-5093820</i></p>
	<p>ASY013A TRI BOTTOM BEARING – Ø25mm ROLLER</p>	<p>C25245 <i>Deans</i></p> <p><i>66900013</i> <i>DP038159</i></p>

	<p>ASY014A TRI BOTTOM BEARING – Ø32mm ROLLER</p>	<p>C23262 Deans C23632 Deans C44067 Deans</p> <p style="text-align: right;">DP038165 6690802F01</p>
	<p>ASY015A LONG INLINE BOTTOM BEARING – Ø22mm ROLLER</p>	<p>215957 Peters 215958 Peters</p> <p style="text-align: right;">69L0008 69L0009</p>
	<p>ASY018A M12x1.75 SPH PIVOT PLATE ASSY</p>	<p>024820 Overton</p>
	<p>ASY019A Ø 10 SPH BEARING PLATE ASSY</p>	<p>045470 Deans D34018 Deans 031821 Deans</p> <p style="text-align: right;">66132870 DP038168</p>
	<p>ASY020A M12x1.75 SPH PIVOT PLATE ASSY</p>	<p>100-0034-KIT Peters</p> <p style="text-align: right;">DP038194 DEP-00359 DEP-00046</p>
	<p>ASY023T SPINDLE ASSY LONG=97xM16 Ø32 ROLLER</p>	<p>026426 Assy Deans</p> <p style="text-align: right;">70-0066-000</p>








	<p>ASY024T SPINDLE ASSY SHORT =71xM16 Ø32 ROLLER</p>	<p>026425 Assy Deans</p>
	<p>ASY029A M14 SPH BOTTOM ASSY 35mm HGT</p>	<p>216760-ASY Peters DEP-00153</p>
	<p>ASY030A M14 SPH BOTTOM ASSY 24mm HGT</p>	<p>217631-ASY Peters</p>
	<p>ASY031 Ø22 BEARING HOUSING ASSY</p>	<p>205580+90 Peters</p>
	<p>ASY032T SPINDLE ASSY M12x64 Ø30 ROLLER # SEE SPL015 = SPINDLE SEPARATELY</p>	<p>022648= Overton ASY032T TDS</p>
	<p>ASY033 RH SIDE No1 DOOR MOUNTED BOTTOM BEARING ASSY Ø32 ROLLER</p>	<p>0101567 Deans 6601007N00</p>
	<p>ASY034 LH SIDE No2 DOOR MOUNTED BOTTOM BEARING ASSY Ø32 ROLLER</p>	<p>0101568 Deans 6601008N00</p>

	<p>AS Y035T DOOR GUIDE SPINDLE Ø30x 94mm. M10 FIXING OFF SET</p>	<p><i>Bode</i></p>
	<p>AS Y040 BOTTOM BEARING BRACKET Ø12 SPH BEARING (BRG046=12x22x7) KKT=Door System</p>	<p>H102923 <i>Deans</i> 6690803N13</p>
	<p>AS Y043 LH GUIDE BRKT+SPINDLE ASSY (LONG) - (BRK054+AS Y003)</p>	<p>0104967 <i>Deans</i></p>
	<p>AS Y044 RH GUIDE BRKT+SPINDLE ASSY (LONG) (BRK055+AS Y003)</p>	<p>0104968 <i>Deans</i></p>
	<p>AS Y065T SPINDLE ASSY LONG =97xM16 Ø32 ROLLER</p>	<p>ISAF (OPTARE VERSA)</p>
	<p>BRG001A PLAIN NYLON BEARING Ø22mm</p>	<p>205580 <i>Peters</i></p>
	<p>BRG002A TOP HAT NYLON FLANGE BEARING Ø22mm</p>	<p>200377 <i>Peters</i> DEP-00345 DP038178</p>

	<p>BRG003A PLAIN NYLON BEARING Ø25mm</p>	<p>201421 <i>Peters</i></p>
	<p>BRG004B OILTE BEARING BUSH I/D 3/4"x 7/8"x 1"</p>	<p>203327 <i>Peters</i></p>
	<p>BRG007B M12x1.25 RH FEMALE RODEND</p>	<p>BRG007B <i>TDS</i></p>
	<p>BRG008B M10x1.5 LH MALE RODEND</p>	<p>203280 <i>Peters</i> B128 <i>Ventura</i></p>
	<p>BRG009B M10x1.5 RH MALE SPH RODEND</p>	<p>203281 <i>Peters</i> B127 <i>Ventura</i></p>
	<p>BRG010B M12x1.75 RH MALE SPH RODEND</p>	<p>203286 <i>Peters</i> 049651 <i>Deans</i></p> <p style="text-align: right;">66903241 DEP-00015</p>
	<p>BRG011B M16x1.5 RH FEMALE SPH RODEND</p>	<p>BRG011B <i>TDS</i></p>

	<p>BRG012B-ASSY 1/2 UNF RH MALE SPH RODEND ASSY</p>	<p>E11311 <i>Deans</i></p> <p>66902760 DP038154 16R0032</p>
	<p>BRG013B-ASSY 7/16 UNF RH MALE SPH RODEND ASSY</p>	<p>E13306 <i>Deans</i></p> <p>DP038155</p>
	<p>BRG014B M12x1.75 LH MALE SPH RODEND</p>	<p>BRG014B <i>TDS</i></p>
	<p>BRG015B M14x2.0 RH MALE SPH RODEND</p>	<p>BRG015B <i>TDS</i></p> <p>6690819N00 16R0289</p>
	<p>BRG016B Ø10 X 8.0 DU BUSH</p>	<p>203323 <i>Peters</i></p>
	<p>BRG017B M16x2.0 RH MALE SPH RODEND</p>	<p>BRG017B <i>TDS</i></p>
	<p>BRG018B M14x2.0 LH MALE SPH RODEND</p>	<p>BRG018B <i>TDS</i></p>

	<p>BRG019B Ø 10mm SPH BEARING RACE O/D=26x10.5</p>	<p>041339 <i>Deans</i> 669003081</p>
	<p>BRG021B Ø14 SPH BEARING RACE O/D=34x13.5</p>	<p>216767 <i>Peters</i> DEP-00157</p>
	<p>BRG022B Ø25 FLANGED SPH NY-BEARING</p>	<p>0100559 <i>Deans</i> BRG022B <i>TDS</i> 6690802G01</p>
	<p>BRG023B Ø25 FLANGED SPH BEARING</p>	<p>216751 <i>Peters</i> DEP-00203</p>
	<p>BRG024B Ø12 FLANGED NY-BEARING</p>	<p>034616 <i>Deans</i></p>
	<p>BRG025B Ø12 x 12 OILITE FLANGED BUSH</p>	<p>203352 <i>Peters</i> 33-11137</p>
	<p>BRG026B Ø12 x 8 OILITE FLANGED BUSH</p>	<p>BRG026B <i>TDS</i> 22450046</p>

 <p>BRG027B</p>	<p>BRG027B Ø6 x 10 FLAP NY-FLANGED BUSH</p>	<p>BRG027B TDS</p>
	<p>BRG029B Ø16 x 20 x 18od NY-SLEEVE CLUTCH BEARING</p>	<p>BRG029B TDS</p>
	<p>BRG030B Ø12 x 20 x 14od NY-SLEEVE HINGE BEARING</p>	<p>BRG030B TDS</p>
	<p>BRG031B Ø1/2x1/2 DU BUSH</p>	<p>200362 Peters</p>
 <p>BRG035</p>	<p>BRG035 TOP NYLON BEARING</p>	<p>034641 Deans 66902825 DP038188 69F0505</p>
	<p>BRG036 Ø16 FLANGED NY-BEARING ID=16x6 (CYLINDER REAR)</p>	<p>BRG036 TDS (OPTARE OLYMPUS DD)</p>
	<p>BRG037 Ø14 SPH BEARING KGLM-14 OD=28x13.5 (Fits on ASY025)</p>	<p>0100605 Deans 6690823D177</p>

 <p>BRG040D</p>	<p>BRG040D RODEND - PDS CYLINDER</p>	<p>200362 Peters DEP-00036</p>
 <p>BRG045</p>	<p>BRG045 STEELBEARING SLEEVE Ø19-16x40 DEANS CYLINDER BRACKET</p>	<p>BRG045 TDS</p>
	<p>BRG046 Ø12 SPH BEARING EGLM-12 OD=22x7 (FITS INTO ASY040 & ASY027)</p>	<p>0100606 Deans 6690804N13 16R0228</p>
	<p>BRG048 NYLON SHELFPLATE BEARING</p>	<p>220137 Overton 053571B-5</p>
	<p>BRG050F RH BEARING PLATE PDS REPLACES OE EXTRUSION PART </p>	<p>200273 Peters DP038164 DEP-00344</p>
	<p>BRG051F LH BEARING PLATE PDS REPLACES OE EXTRUSION PART </p>	<p>200274 Peters DP038162 DP038171 DEP-00421</p>
	<p>BRG052 USED TO CONVERT TDS SPH BRG 25mm SHELFPLATE TO STD BRG TOP HAT TYPE 22mm BRG002 FIXING CNTRE=76 x 8.5slots</p>	<p>BRG052 TDS (ELECTRIC FOLDERS)</p>

	<p>BRG055 M14x1.5 MALE xSTUD M10x1.0 FINE THREAD</p>	<p>80071 <i>Deans</i> POST-1995</p>
	<p>BRG056 M18 MALE x STUD=M10x1.5 MALE FINE THREAD B10B</p>	<p>80073 <i>Deans</i> PRE-1995</p> <p style="text-align: right;">DED-00113</p>
	<p>BRG057B M6x1.0 RH SPH FEMALE RODEND</p>	<p>D26185 <i>Deans</i> <i>Rodend Only</i> 0103479 <i>Deans</i> (IG)</p>
	<p>BRG058 Ø6 PLUG SLIDER LOWER SHAFT GUIDE RADIAL BEARING OD=19x6</p>	<p>0102265 <i>Deans</i> (E200 DEANS PS)</p>
	<p>BRG061B M8 x 1.25 RH MALE SPH RODEND</p>	<p>BRG061B <i>TDS</i></p>
	<p>BRG062B M8 x 1.25 LH MALE SPH RODEND</p>	<p>BRG062B <i>TDS</i></p>
	<p>BRG063B M12 X 1.75 RH FEMALE SPH RODEND</p>	<p>BRG063B <i>TDS</i></p>

	<p>BRG064 Ø16mm DIA SPH BEARING RACE</p>	<p>0100287 <i>Deans</i></p>
	<p>BRG065 CLOSED SLIDE CARRIAGE BEARING</p>	<p>048492 <i>Deans</i> (E200 DEANS PS)</p>
	<p>BRG066 OPEN SLIDE CARRIAGE BEARING</p>	<p>H110116-010675 <i>Deans</i> (E200 DEANS PS)</p>
	<p>BRG068B Ø10 x 6 x 12od NY-SLEEVE</p>	<p>0101454 <i>Deans</i> <i>Plug slider lower arm</i></p>
	<p>BRG070-01-KIT DOUBLE LINK TRANSVERSE LINK ASSY</p>	<p>H102623 <i>Deans</i> (E200 DEANS PS)</p>
	<p>BRG071 M14 X 1.5 FEMALE TO Ø16 SPH ROD END DEANS USED REDUCER TO Ø16 TO Ø12</p>	<p>0108269 <i>Deans</i> <i>NOW GO TO BRG080</i> M14 X 1.5 FEMALE TO Ø12 SPH ROD END</p>
	<p>BRG072 Ø20 ROLLER BEARING OD=42x12</p>	<p>048484 <i>Deans</i> (E200 DEANS PS ROLLER CARRIAGE)</p>

	<p>BRG073-KIT-01 M16x2 to M12x1.75 MALE SPH ROD END WITH FIXINGS (UNIVERSAL PART - PLAG DOOR PIVOT ARMS)</p>	<p>BRG073-KIT-01 TDS</p> <p># SEE ALSO BRK070-28, RUB045, SAB040</p>
	<p>BRG073-KIT-02 M16x2 to M12x1.75 MALE SPH ROD END WITH FIXINGS (UNIVERSAL PART - PLAG DOOR PIVOT ARMS)</p>	<p>BRG073-KIT-02 TDS</p>
	<p>BRG074 7/16"UNF LH MALE SPH RODEND</p>	<p>E13307 Deans</p>
	<p>BRG075B M12 X 1.75 LH FEMALE SPH RODEND</p>	<p>BRG075B TDS</p>
	<p>BRG076 ALTERNATIVE LINKBALL JOINT FOR TBS12</p>	<p>BRG076 TDS</p>
	<p>BRG077B M10x1.5 RH FEMALE SPH ROD END</p>	<p>BRG077 TDS</p>
	<p>BRG078B M10 X 1.5 LH FEMALE SPH ROD END</p>	<p>BRG078B TDS</p>

	<p>BRG080 M14x1.5 RH FEMALE THREAD TO Ø12 SPH ROD END (Ø16 SPH ROD END WITH REDUCER TO Ø12 SPH)</p>	<p>0108268 Deans</p>
	<p>BRG081B Ø16 x 20 x 22od NY-SLEEVE (CENTRE CRANK ARMS)</p>	<p>BRG081B TDS</p>
	<p>BRG082 M14x1.5 RH MALE TRACK RODEND M10x1.5 STUD</p>	<p>B400007 BCE</p>
	<p>BRG083 M14x1.5 LH MALE TRACK RODEND M10x1.5 STUD</p>	<p>B400024 BCE</p>
	<p>BRG085 M10 IGUBALL FEMALE RODEND</p>	<p>218058 Peters</p>
	<p>BRG086 BCE PIVOT ARM BALL JOINT ASSY</p>	<p>B600216 BCE</p>
	<p>BRG090 PIVOT BRACKET & BEARING POST</p>	<p>B705073 BCE</p>








	<p>BRG091 Ø10xØ33.5x39 BEARING BUSH For spring=SPG024 For bearing pin=BRG092</p>	<p>372138A0 Masats</p>
	<p>BRG092 Ø10xØ33.5x39 BEARING PIN For spring=SPG024 For bearing bush=BRG091</p>	<p>870137C0 Masats</p>
	<p>BRG096 M16x2 BODY-M12x1.75 STUD BALL JOINT</p>	<p>10050.04.0 ISAF (OPTARE VERSA – ISAF DOOR) 29455026</p>
	<p>BRG100 FEMALE BEARING BUSH</p>	<p>473124B0 Masats</p>
	<p>DS-H101747 PS BOTTOM BEARING ASSY LH</p>	<p>H101747 Deans (ADL E400 OLDER)</p>
	<p>DS-H101750 PS BOTTOM BEARING ASSY RH</p>	<p>H101750 Deans (ADL E400 OLDER)</p>
	<p>KIT015 IG 3 HOLE DOOR GUIDE BRACKET SPINDLE KIT</p>	<p>200285/288 Peters</p>

	<p>KIT016 IG 4 HOLE DOOR GUIDE BRACKET SPINDLE KIT</p>	<p>200298 <i>Peters</i></p>
	<p>L500-05-ASSY-01 IG Ø14 UPPER BEARING BRACKET ASSY</p>	<p>L500-05-ASSY-01 <i>TDS</i> (ALL OPTARE – TDS DOOR)</p> <p>DP0383826</p>
	<p>L500-09-ASSY-01 IG Ø14 LOWER BEARING BRACKET ASSY</p>	<p>L500-09-ASSY-01 <i>TDS</i> (ALL OPTARE – TDS DOOR)</p> <p>6690832N00</p>
	<p>RLR001A Ø22mm O/DIA X 17mm Ø 12.75mm I/DIA NYLON ROLLER FOR BOTTOM BEARING</p>	<p>205606 <i>Peters</i></p> <p>66902499 DEM-00068</p>
	<p>RLR002A Ø25mm O/DIA X 17mm Ø 12.75mm I/DIA NYLON ROLLER FOR BOTTOM BEARING</p>	<p>200435/200547 <i>Peters</i> E22156 <i>Deans</i></p> <p>66902177</p>
	<p>RLR003A Ø32mm O/DIA X 17mm Ø 12.75mm I/DIA NYLON ROLLER FOR DEANS BOTTOM BEARING</p>	<p>026437 <i>Deans</i></p> <p>66902213</p>
	<p>RLR004A Ø30mm O/DIA X 16mm Ø 12.75mm I/DIA (NYLON ROLLER FOR EARLY PETERS GUIDE SPINDLES)</p>	<p>205751 <i>Peters</i> 215593 <i>Peters</i></p> <p>DP038161 DEM-00068 DAE550</p>

	<p>RLR005A Ø32mm O/DIA X 17mm Ø 9.65mm I/DIA (NYLON ROLLER FOR DEANS GUIDE SPINDLES)</p>	<p>E32682 Deans 126847</p>
	<p>ROD002-290-01 M12x360CTRS SPH LINK ROD ASSY KIT # OTHER SIZE/RODEND OPTIONS AVAILABLE</p>	<p>ROD002-290-01 TDS</p>
	<p>A441</p>	<p>A441 Ventura 6690812L010</p>
	<p>A841 Ø10 BEARING ROLLER 6000 LLU. OD=26x8</p>	<p>A841 Ventura DED-00178 42-5145-133</p>
	<p>A925 GUIDE ROLLER LR 202 2RSR</p>	<p>A925 Ventura DED-00187 669082D237</p>
	<p>A937 Ø10 DOOR SPACER ID=10.0x15. OD=15.0 F= Ø20x4</p>	<p>A937 Ventura DED-00177 DP039835</p>
	<p>B253 Ø16 NYLON BEARING BUSH ID=16x22. OD=22 F= Ø30x2.5 (DOORSHAFT TOP ARM)</p>	<p>B253 Ventura DEV-00006 42-5145-715 6690807N00</p>




	<p>B688 PS PIVOT BOLT 16xM10 <i>(BOTTOM SUPPORT ASSY)</i></p>	<p>B688 <i>Ventura</i></p> <p>DED-00205 6690818D31 42-5145-688</p>
	<p>B689 PS SHAFT BEARING BUSH ID=16.5. OD=21-23 LG=24. F= Ø 30x3.0 <i>(ALL PS/RS DOORSHAFTS)</i></p>	<p>B689 <i>Ventura</i></p> <p>DED-00204 6690800N33</p>
	<p>B708 Ø12 BEARING BUSH MFM-1216-10 ID=12.5x10. OD=16.25 F=22x2 <i>(RS DOOR MECHANISM)</i></p>	<p>B708 <i>Ventura</i></p>
	<p>B711 M8x1.25 RH MALE SPH RODEND (BRONZE BUSH) <i>(PS CONNECTOR RODS)</i></p>	<p>B711 <i>Ventura</i> BRG061 <i>TDS</i></p> <p>DED-00199 42-5145-169</p>
	<p>B712 M8x1.25 LH MALE SPH RODEND (BRONZE BUSH) <i>(PS CONNECTOR RODS)</i></p>	<p>B712 <i>Ventura</i> BRG062 <i>TDS</i></p> <p>DED-00200 42-5145-168</p>
	<p>C395 IG RUBBER BUSH 50mm NBR 65 <i>(CYLINDER REAR BRKT)</i></p>	<p>C395 <i>Ventura</i></p> <p>6690803F75</p>

	<p>C519 CONNECTING ROD M8x50</p>	<p>C519 <i>Ventura</i> (PLAXTON PRESIDENT DD PS) 42-5145-167</p>
	<p>D105 GUIDE ROLLER Ø12 ROLLER BEARING OD=30x8</p>	<p>D105 <i>Ventura</i> 42-5145-D105</p>
	<p>D107 Ø12 BEARING BUSH ID=12x7. OD=14 F=19.75x1.0</p>	<p>D107 <i>Ventura</i> DED-00318 6690804D31</p>
	<p>D112 Ø 25 BEARING BLOCK FLCTEY (IG3 DOORSHAFT ASSYS) # FIXINGS = H425 BOLT, A808 NUT & D870 LOCK DISC</p>	<p>D112 <i>Ventura</i> DEV-00073 6690801N39</p>
	<p>D552 Ø24 ROLLER ASSY ID=14x12 (DOORSHAFT ROLLER ASSY LOWER ARM)</p>	<p>D552 <i>Ventura</i> 42-5145-552A</p>
	<p>D760 SPACER 16/10 L23.5</p>	<p>D760 <i>Ventura</i> (BLUEBIRD & MELLOR ORION) DED-00262 6690816D31 42-5145-760</p>

	<p>D803 LOCATING BUSH (PS BOTTOM SUPPORT ASSY)</p>	<p>D803 <i>Ventura</i> DEV-00162 DP733705</p>
	<p>E456 Ø25 GUIDE ROLLER OD=25x6.75. ID=18</p>	<p>E456 <i>Ventura</i> DEV-00148</p>
	<p>E464 Ø16 HYLON BEARING ID=16x9. OD=18 F=23.75x1</p>	<p>E464 <i>Ventura</i> DEV-00157</p>
	<p>E515 PS CONNECTING ROD M8x50 ASSY</p>	<p>E515 <i>Ventura</i> WRIGHTBUS ECLIPSE SD PS + STREETCAR PS, ADL E200 SD PS, PLAXTON PRESIDENT DD PS, OPTARE SD TEMPO PS, POLISH SCANIA OMNICITY DD PS, MCV DD EVOSETI PS2 42-5145-515 DED-00335</p>
	<p>E529 PS Ø10 GUIDE ROLLER LR 200 2RSR PS OD=30x9</p>	<p>E529 <i>Ventura</i> WRIGHTBUS NBFL DD DED-00336 6690836D177</p>
	<p>F169 PS CONNECTING ROD M8x75 ASSY</p>	<p>F169 <i>Ventura</i> WRIGHTBUS GEMINI DD</p>
	<p>F170 PS CONNECTING ROD M8x120 ASSY</p>	<p>F170 <i>Ventura</i> WRIGHTBUS GEMINI DD</p>







	<p>F230 PS CONNECTING ROD M8x90 ASSY</p>	<p>F230 <i>Ventura</i> WRIGHTBUS GEMINI DD</p>
	<p>F640 FLANGED BEARING BUSH Ø8x10 OD=10 (IG3 FLAPS)</p>	<p>F640 <i>Ventura</i> DEV-00355 669082221L013</p>
	<p>F681 IG Ø14 PLAIN SPH BEARING DIN648 GE14 ID=14. OD=28x13.35 (TOP DOORSHAFT ARMS)</p>	<p>F681 <i>Ventura</i> DEV-00007 6690813F75</p>
	<p>G215 BEARING BUSH 15</p>	<p>G215 <i>Ventura</i></p>
	<p>G951 PIVOT BOLT 21DIA M10</p>	<p>G951 <i>Ventura</i> DEV-00034 DED-00471 6690824N33</p>
	<p>G968 BUSH DIA 16-10 L=14</p>	<p>G968 <i>Ventura</i> WRIGHTBUS IG4 DEV-00160 6690822D237</p>
	<p>H072 IG3 SHAFT BEARING BUSH IB=21. OD=29.25-30 LG=30. F= Ø 38x5 (ALL IG3 DOORSHAFTS)</p>	<p>H072 <i>Ventura</i> DEV-00008 6690804N00</p>

	<p>H074 Ø12.4 NYLON BEARING BUSH Bore =12.4 OD=16.25 LG=10, F= Ø22 x 2.0 thk (IG3 DOORSHAFT LOWER BRACKET)</p>	<p>H074 <i>Ventura</i></p> <p>DEV-00546 6690805N00</p>
	<p>H080 CONNECTING ROD END M8</p>	<p>H080 <i>Ventura</i> WRIGHTBUS PS2</p> <p>DEV-00405</p>
	<p>H096 PIVOT BOLT M12</p>	<p>H096 <i>Ventura</i></p>
	<p>H119 SPACER BUSH 30</p>	<p>H119 <i>Ventura</i></p> <p>DED-00511 6690801F75 6690800N127</p>
	<p>H706 BUSH 10-6,5 L=12</p>	<p>H706 <i>Ventura</i></p> <p>DED-00506 6690809N00</p>
	<p>H750 Ø 26mm PSP ROLLER ASSY OD=26x10. ID=21x8 (D755+D758)</p> <p># ASSOCIATED PARTS: D760 SPACER, B706 BOLT</p>	<p>H750 <i>Ventura</i></p> <p>DED-00257 42-5145-755A 66903320</p>

	<p>H780 GUIDE RING – SPIRAL CABLE</p>	<p>H780 <i>Ventura</i></p>
	<p>H818 LINEAR BEARING - RS</p>	<p>H818 <i>Ventura</i> BLUEBIRD ORION RS</p>
	<p>I120 RS Connection Rod M8 (1210L)</p>	<p>I120 <i>Ventura</i></p>
	<p>I162 IG4 SHAFT BEARING BUSH IB=21. OD=32-33 LG=30. F=Ø38x5</p>	<p>I162 <i>Ventura</i> ADL IG3 DOORSHAFTS ALL IG4 DOORSHAFTS (2010>) NBFL IG4 PLAT, NBFL IG4 PS</p> <p>DEV-00185 6690817F75</p>
	<p>I220 PIVOT POINT BOLT SHORT (IG3)</p> <p># BEARING BUSH = H074</p>	<p>I220 <i>Ventura</i></p> <p>DEV-00544 6690813N00</p>
	<p>I221 RING</p>	<p>I221 <i>Ventura</i></p> <p>DED-00517 6690806N00</p>
	<p>I261 BEARING BUSH bore Ø16x16.88xØ18 Flange Ø24 x 1.0 thk</p>	<p>I261 <i>Ventura</i> WRIGHTBUS PS</p>

	<p>I274 BUSH DIA o/d=12, i/d=9, L=9.5</p>	<p>I274 <i>Ventura</i> WRIGHTBUS PS2</p> <p>DEV-00418</p>
	<p>I653 bore Ø8.0x5.5 x Ø10 Flange Ø15.0 x 0.87 thick</p>	<p>I653 <i>Ventura</i></p>
	<p>I714 GUIDING SHAFT ASSY 106 Lg -96ctr x Ø28 with CABLE ENTRY</p> <p># ROLLER ASSY = J301</p>	<p>I714 <i>Ventura</i> EAST LANCS SD/DD IG3, MCV SD IG4, ADL E200 SD IG4 + E400 DD IG4 (SENS EDGE CABLE ENTRY ONLY)</p> <p>6690809D177</p>
	<p>I830 PS CONNECTOR ROD M8 x 58 ASSY</p>	<p>I830 <i>Ventura</i> ADL E200 SD PS + E400 DD PS, OPTARE SD VERSA PS, POLISH SCANIA OMNICITY DD PS</p> <p>6690800N223</p>
	<p>I893 GUIDING SHAFT ASSY 99 Lg-89ctr x Ø28 with CABLE ENTRY</p> <p># ROLLER ASSY = J301</p>	<p>I893 <i>Ventura</i> ADL E400 DD IG3, POLISH SCANIA OMNICITY DD IG3</p>
	<p>I989 GUIDING SHAFT ASSY 87 Lg-78ctr x Ø28 with CABLE ENTRY</p> <p># ROLLER ASSY = J301</p>	<p>I989 <i>Ventura</i> WRIGHTBUS DD DUBLIN + GEMINI DD IG4 + NBFL DD IG4/IG4 PLAT, ADL E300 SD IG3 + DD E400+500 IG3 DUBLIN, TEMSA SD IG4, MCV DD EVOSETI (SENS EDGE CABLE ENTRY)</p> <p>66903314 DEV-00085 DEV-00047</p>

	<p align="center">J015 CONNECTING ROD M8 X 735 RS ASSY</p>	<p align="center">J015 <i>Ventura</i></p> <p align="right">6690827D237</p>
	<p align="center">J301 Ø28mm IG GUIDE ROLLER ASSY (E503+504) (ALL VS GUIDING SHAFT ASSYS)</p>	<p align="center">J301 <i>Ventura</i></p> <p align="right">DEV-00013 DEV-00364 DEV-00365 6690803N33 6690810D177</p>
	<p align="center">J405 CATCH BLOCK BOTTOM SUPPORT PS</p>	<p align="center">J405 <i>Ventura</i> ADL E200 (MAY11-DEC13)</p> <p align="right">6690803D252</p>
	<p align="center">J796 PS CABLE ROLLER ASSY (A841+B471)</p>	<p align="center">J796 <i>Ventura</i></p> <p align="right">DEV-00396 66908070 42-5145-132</p>
	<p align="center">K437 PS SPINDLE ROLLER ASSY (D134+D136)</p>	<p align="center">K437 <i>Ventura</i></p>
	<p align="center">K581 CONNECTING ROD END M8</p>	<p align="center">K581 <i>Ventura</i> WRIGHTBUS PS2</p>

	<p>K651 LINEAR BEARING 30mm KS30-B-PP</p>	<p>K651 <i>Ventura</i> WRIGHTBUS PS2</p> <p>DEV-00392 6690802S005</p>
	<p>K992 Ø30 PS ROLLER ASSY OD=30x15. ID=10 (A841+B442)</p>	<p>K992 <i>Ventura</i></p>
	<p>L067 (J302) GUIDE ROLLER ASSY 85Lg-75ctrs x Ø28</p> <p># ROLLER ASSY = J301</p>	<p>L067 <i>Ventura</i></p> <p>WRIGHTBUS ECLIPSE SD IG3 + GEMINI DD IG4, E300 SD IG3, ADL E400 DD IG3, EAST LANCS SD & DD IG3, MCV SD 112/124RLE IG4 (NO CABLE ENTRANCE)</p> <p>DED-00422 6690800N26</p>
	<p>L535 BUSH DIA12-8 L=86</p>	<p>L535 <i>Ventura</i> WRIGHTBUS IG4</p> <p>DEV-00305 6690814S01</p>
	<p>L538 PLATE PLAIN BEARING</p>	<p>L538 <i>Ventura</i></p> <p>6690831D237</p>
	<p>L559 CONNECTING ROD M8x700 RS ASSY</p>	<p>L559 <i>Ventura</i> WRIGHTBUS NBFL DD IG4/IG4 PLAT</p> <p>DEV-00099</p>

	<p>L560 CONNECTING ROD RS 700</p>	<p>L560 <i>Ventura</i> WRIGHTBUS NBFL DD IG4 PLAT</p>
	<p>L744 IG4 FLAP BEARING POINT <i>(ALL IG4 DOOR FLAPS)</i></p>	<p>L744 <i>Ventura</i> DEV-00136 6690823D177</p>
	<p>L745 Ø8 BEARING BUSH ID=8.25x12. OD=9.12 F=13x0.42 <i>(ALL IG4 DOOR FLAPS)</i></p>	<p>L745 <i>Ventura</i> DEV-00333 6690818D177</p>
	<p>L782 Ø12.35 NYLON BEARING BUSH MFM ID=12.35x8 OD=18.0 F= Ø23.75x2.9</p>	<p>L782 <i>Ventura</i> DEV-00179 6690816F75</p>
	<p>L805 BEARING LOCK FLCTEY</p>	<p>L805 <i>Ventura</i> DEV-00177 6690812F75</p>
	<p>L886 IG4 PIVOT POINT BOLT SHORT <i># BEARING BUSH = H074</i></p>	<p>L886 <i>Ventura</i> DEP-00459</p>

	<p>M117 CONNECTING ROD M8x955 RS ASSY</p>	<p>M117 <i>Ventura</i> BLUEBIRD SD RS</p>
	<p>M195 BUSH DIA=20-16 L=25 POM</p>	<p>M195 <i>Ventura</i> WRIGHTBUS IG4</p> <p>DEV-00175 6690824D177</p>
	<p>M236 SPACER POM L=20</p>	<p>M236 <i>Ventura</i></p> <p>DEV-00175 6690802F75</p>
	<p>O101 BEARING BUSH POTENTIOMETER</p>	<p>O101 <i>Ventura</i></p> <p>6690833E001</p>
	<p>O102 POTENTIOMETER BUSH IG4</p>	<p>O102 <i>Ventura</i></p> <p>6690812L013</p>
	<p>O731 GUIDE BLOCK</p>	<p>O731 <i>Ventura</i> NBFL IG PLATFORM</p>

	<p>P261 CATCH BLOCK BOTTOM SUPPORT</p>	<p>P261 <i>Ventura</i> WRIGHTBUS PS2</p> <p>DEV-00102 6616803L120</p>
	<p>S878 CONNECTING ROD M8</p>	<p>S878 <i>Ventura</i> WRIGHTBUS PS2</p> <p>DEV-00403</p>
	<p>T500 CONNECTING ROD M8x41 ASSY</p>	<p>T500 <i>Ventura</i> WRIGHTBUS PS2</p> <p>DEV-00397 6690808L010</p>
	<p>T896 CONNECTING ROD M8x50 ASSY</p>	<p>T896 <i>Ventura</i> WRIGHTBUS NBFL DD PS</p> <p>DEV-00766</p>
	<p>VA0317 GUIDING SHAFT ASS. 98mm LG x M10</p> <p># ROLLER ASSY = J301</p>	<p>VA0317 <i>Ventura</i> ADL E200/E400 EV</p> <p>6690815E001</p>
	<p>VA0633 ROLLER GUIDING SHAFT</p>	<p>VA0633 <i>Ventura</i></p> <p>6690846L002</p>
	<p>VA0634 BEARING BUSH GSM</p>	<p>VA0634 <i>Ventura</i></p> <p>6690801S005</p>

	<p>VA0946 PSE SHAFT COUPLER 10-12</p>	<p>VA0946 <i>Ventura</i> ADL E200 EV 6690821E001</p>
	<p>VA0948 PSE SPINDLE NUT</p>	<p>VA0948 <i>Ventura</i> ADL E200/E400 EV PSE</p>
	<p>VA1107 PSE SPRING SPACER BUSH</p>	<p>VA1107 <i>Ventura</i></p>
	<p>VA1108 PSE SPRING BUSH</p>	<p>VA1108 <i>Ventura</i></p>
	<p>VA1617 BUSH 12-05 L=16</p>	<p>VA1617 <i>Ventura</i> 6690849L002</p>
	<p>VA2778 BEARING BUSGH GFM</p>	<p>VA2778 <i>Ventura</i> 6690834L013 6690804S005</p>