

Image	TDS Part Number & Description	OE & Alternative Part References
 <p>CRK003A R2</p>	<p>CRK003A CRANK ARM R72 PIN</p>	<p>CRK003A TDS</p>
	<p>CRK006A CRANK ARM R57 PIN</p>	<p>214972 Peters</p>
	<p>CRK007A CRANK ARM SPLINED ASSY BRG004B (203327)=BEARING BUSH IF REQUIRED</p> 	<p>217722 Peters</p>
 <p>CRK008A</p>	<p>CRK008A CRANK ARM R57 HOLE 10</p>	<p>214654 Peters</p>
 <p>CRK014A</p>	<p>CRK014A CRANK ARM R75 PIN Ø16mm</p>	<p>CRK014A TDS</p>




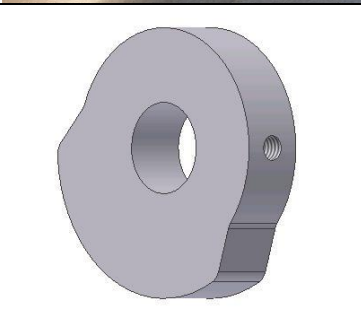


TDS PRODUCT IMAGE SHEET – CATEGORY > **CRANK ARM/STUBSHAFTS**

 <p>CRK016</p>	<p>CRK016A CRANK ARM DOG CLUTCH</p>	<p>214195 <i>Peters</i></p>
 <p>CRK017</p>	<p>CRK017A CRANK ARM LOWER COLLAR</p>	<p>214196 <i>Peters</i></p>
 <p>CRK018A</p>	<p>CRK018A CRANK ARM R54 HOLE 10</p>	<p>214944 <i>Peters</i></p>
 <p>CRK019A</p>	<p>CRK019A CRANK ARM R87 HOLE 10</p>	<p>201456 <i>Peters</i></p>
 <p>CRK020</p>	<p>CRK020A CRANK ARM R57 TAP M12x1.75</p>	<p>CRK020A <i>TDS</i></p>
 <p>CRK022</p>	<p>CRK022A CRANK ARM R59 HOLE</p>	<p>D25189 <i>Deans</i></p>
 <p>CRK202 R88</p>	<p>CRK202A CRANK ARM R88 HOLE</p>	<p>D24169 <i>Deans</i></p>

 <p>CRK023A</p>	<p>CRK023A CENTRE CRANK ARM WELD ASSY BRG004B (203327)=BEARING BUSH IF REQUIRED</p> 	<p>214656 <i>Peters</i></p>
 <p>CRK026 R65</p>	<p>CRK026 CRANK ARM R65 WELD ASSY LH</p>	<p>360316 <i>Overton</i></p>
 <p>CRK027 R65</p>	<p>CRK027 CRANK ARM R65 WELD ASSY RH</p>	<p>360315 <i>Overton</i> 360625</p>
 <p>AW</p>	<p>CRK031 CLEVIS CRANK ARM Fitted with bushes BRG030x2</p>	<p>212773 <i>Peters</i></p>
	<p>CRK031R CLEVIS CRANK ARM Fitted with bushes BRG030x2</p>	<p>212773R <i>Peters</i></p>
	<p>CRK108 BEARING COLLAR – OVERTON (SEE BRG048)</p>	<p><i>Overton</i> <i>See 220137</i></p>
 <p>CRK202 R88</p>	<p>CRK202 CRANK ARM R88 DEANS</p>	<p>D24169 <i>Deans</i></p>

	<p>STB001A STUBSHAFT ASSY-GLIDER 64mm Ø22 From underside of arm to Top of splines</p>	<p>200328 <i>Peters</i></p>
	<p>STB002A STUBSHAFT ASSY-GLIDER 92mm From underside of arm to Top of splines</p>	<p>215572 <i>Peters</i> 214647 <i>Peters</i></p>
	<p>STB003A STUBSHAFT ASSY-GLIDER 98mm Ø22 From underside of arm to Top of splines</p>	<p>217495 <i>Peters</i></p>
	<p>STB004A STUBSHAFT ASSY-FOLDER 84mm Ø22 From underside of arm to Top of splines</p>	<p>200327 <i>Peters</i></p>
	<p>STB005A STUBSHAFT ASSEMBLY Ø22 RH ELECTRIC FLUSH GLIDER</p>	<p>215357 <i>Peters</i></p>
	<p>STB007A STUBSHAFT ASSY- FOLDER & GLIDER 105mm Ø22 From underside of arm to Top of splines</p>	<p>214448 <i>Peters</i></p>

	<p>STB008A STUBSHAFT ASSY-GLIDER 115mm Ø22 From underside of arm to Top of splines</p>	<p>***** <i>Peters</i></p>
	<p>STB009A STUBSHAFT ASSY-FOLDER 76mm Ø22 & Ø25 From underside of arm to Top of splines</p>	<p>200510 <i>Peters</i></p>
	<p>STB010A Ø25 STUBSHAFT ASSY</p>	<p>STB010A <i>TDS</i></p>
	<p>STB011A DOOR GUIDE SHAFT</p>	<p>200879 <i>Peters</i></p>
	<p>STB012A STUBSHAFT D/SPLINED Ø22-25-22</p>	<p>217717 <i>Peters</i></p>
	<p>STB013A Ø25 DRIVE SHAFT PLAIN</p>	<p>STB013A <i>TDS</i></p>
	<p>STB014A 120mm Ø22 DRIVE SHAFT PLAIN</p>	<p>200872 <i>Peters</i></p>

	<p>STB015 DRIVE SHAFT</p>	<p>H102186 <i>Deans</i></p>
	<p>STB016 DRIVE SHAFT CLAMP PLATE</p>	<p>H102189 <i>Deans</i></p>
	<p>STB017A STUBSHAFT ASSY Ø22 RH ELECTRIC FOLDER</p>	<p>214430 <i>Peters</i></p>
	<p>B470 SWITCH CAM SHAFT 15mm</p>	<p>B470 <i>Ventura</i></p>
	<p>C215 LEVER SHAFT LH</p>	<p>C215 <i>Ventura</i></p>
	<p>C258 CLASP LEVER</p>	<p>C258 <i>Ventura</i></p>

	<p>E420 SPACER ARM MOUNTED</p>	<p>E420 <i>Ventura</i></p>
	<p>O677 CENTRAL LEVER ASSY</p>	<p>O677 <i>Ventura</i></p>
	<p>VA1588 SWITCH CAM SHAFT 12mm # SECURING SCREW = A210</p>	<p>VA1588 <i>Ventura</i> WB GEMINI DD PS2</p>