

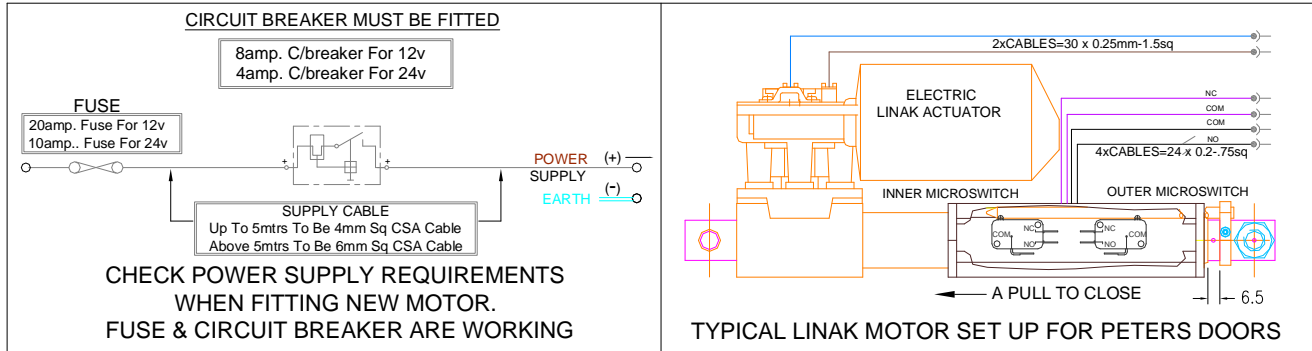
# EWL211-04D

## LINAK Electric Drive Microswitch Guide

### SET UP FOR PETERS, DEAN, OVERTON DRIVE UNITS

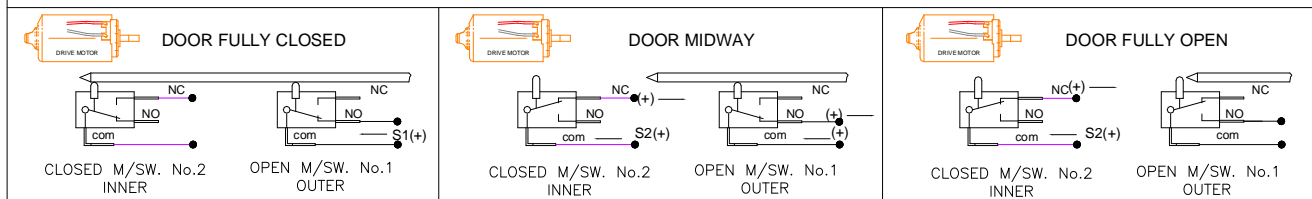


EWL211-04D

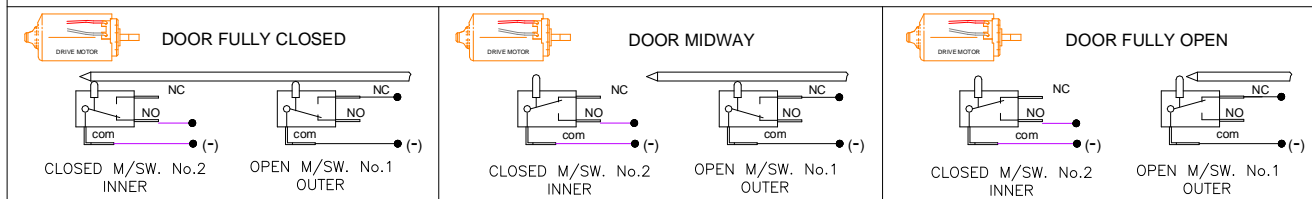


MICRO-SWITCH SET UP'S. ALL SHOWN THE RAM AS A PULL TO CLOSE ACTION  
 S1= SIGNAL FROM OPEN CONTROL BUTTON. S2= SIGNAL FROM CLOSE CONTROL BUTTON

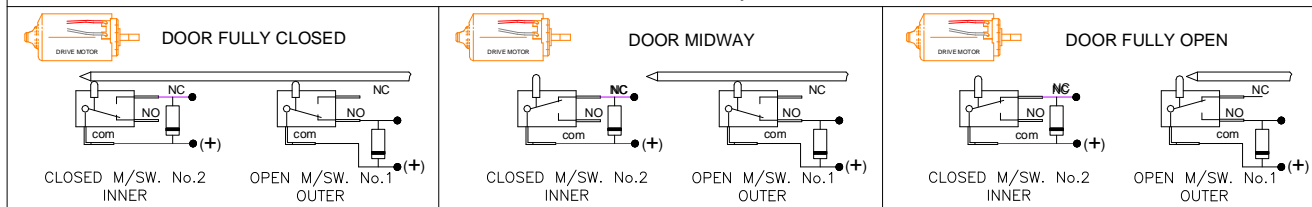
#### PETERS With a 3-Relay (PCRB) & DEANS With a 2-Relay Systems.



#### PETERS With a PCD Control Box 216774 System.



#### DEANS With a PC Control Box Unit System.



#### NOTE

SEE ALSO **EWL211-04E** AS ABOVE BUT WITH TYPICAL WIRING DIAGRAMS AND DOOR CONTROL UNITS FOR PETERS AND DEANS DOOR SYSTEMS



MICRO SWITCH  
 ELE028H



MOTOR  
 ELE004A=12v  
 ELE005A=24v



SPINDLE=STROKE  
 ELE006A=100 Braked  
 ELE007A=200 None braked  
 ELE034A=150 None braked



M-SWITCHES + HOUSING  
 ELE001A=100  
 ELE002A=200  
 ELE003A=150