

TDS PRODUCT IMAGE SHEET >

**VENTURA – PLUG SLIDER – DOOR MECHANISM & CONTROLS**

Image	TDS Part Number & Description	OE Part Numbers (WHERE FITTED)
	<p><b>A155</b> MICROSWITCH K5 (FITTED TO A159/A160)</p>	<p><b>A155</b> <i>Ventura</i> PART OF A159/A160</p>
	<p><b>A159</b> OBSTRUCTION DETECTION VALVE</p>	<p><b>A159</b> <i>Ventura</i> WRIGHTBUS GEMINI DD</p>
	<p><b>A160</b> OBSTRUCTION DETECTION VALVE</p>	<p><b>A160</b> <i>Ventura</i> WRIGHTBUS ECLIPSE SD + STREETCAR + STREETLITE SD + NBFL DD, ADL E200 SD + E400 DD, PLAXTON PRESIDENT DD, EAST LANCS SD, OPTARE SD VERSA + TEMPO, MCV SD EVOLUTION, BLUEBIRD SD RS</p>
	<p><b>A358</b> PRESSURE SWITCH</p>	<p><b>A358</b> <i>Ventura</i> WRIGHTBUS GEMINI DD, POLISH SCANIA OMNICITY DD</p>
	<p><b>A368</b> MICROSWITCH HARTMANN # SECURING SCREW - B396</p>	<p><b>A368</b> <i>Ventura</i> WRIGHTBUS ECLIPSE SD + GEMINI DD + STREETCAR + STREETLITE SD + NBFL DD, ADL E200 SD + E400 DD, PLAXTON PRESIDENT DD, EAST LANCS SD + OLYMPUS DD, OPTARE SD TEMPO + VERSA, MCV SD EVOLUTION, BLUEBIRD SD RS</p>

 <p>A517</p>	<p><b>A517</b> 5/2 VDMA 24VDC G1/8</p>	<p><b>A517</b> Ventura WRIGHTBUS GEMINI DD</p>
	<p><b>A751</b> T CONNECTOR DIA 4mm</p>	<p><b>A751</b> Ventura WRIGHTBUS PS2</p>
 <p>A757</p>	<p><b>A757</b> RETAINING RING (BEARING HOUSING CARRIAGE)</p>	<p><b>A757</b> Ventura</p>
 <p>A760</p>	<p><b>A760</b> BOLT M6x16 ZP</p>	<p><b>A760</b> Ventura</p>
 <p>A775</p>	<p><b>A775</b> BOLT M10x20 ZP</p>	<p><b>A775</b> Ventura</p>
	<p><b>A925</b> GUIDE ROLLER LR202 2RSR</p>	<p><b>A925</b> Ventura</p>
 <p>A976</p>	<p><b>A976</b> CONNECTOR DIN B WITH VARISTOR24 (WABCO SOLENOID)</p>	<p><b>A976</b> Ventura</p>

 <p><b>FIT052B</b></p>	<p><b>B158</b> <b>FIT052B</b> ELBOW 6mm PUSHFIT x M5</p>	<p><b>FIT052B</b> TDS <b>B158</b> Ventura</p>
	<p><b>B309</b> 4/2 EMERGENCY VALVE M10x1</p>	<p><b>B309</b> Ventura PART OF F184</p>
	<p><b>B310</b> ROTARY GRIP FOR 4/2 EMERG. VALVE</p>	<p><b>B310</b> Ventura PART OF F184</p>
 <p>B 4 7 0 SWITCH CAM</p>	<p><b>B470</b> SWITCH CAM SHAFT</p>	<p><b>B470</b> Ventura ALL PLUG SLIDERS</p>
 <p>B680</p>	<p><b>B680</b> END PLATE RH</p>	<p><b>B680</b> Ventura</p>
 <p><b>B711</b></p>	<p><b>B711</b> M8 x 1.25 RH RODEND</p>	<p><b>B711</b> Ventura PART OF CONNECTOR ROD ASSYS</p>
 <p><b>B712</b></p>	<p><b>B712</b> M8 x 1.25 LH RODEND</p>	<p><b>B712</b> Ventura PART OF CONNECTOR ROD ASSYS</p>

 <p><b>B969</b></p>	<p><b>B969</b> BOLT M10x25 ZP</p>	<p><b>B969</b> <i>Ventura</i></p>
 <p><b>C215</b></p>	<p><b>C215</b> LEVER SHAFT LEFT</p>	<p><b>C215</b> <i>Ventura</i></p>
 <p><b>C247</b></p>	<p><b>C247</b> PNEUMATIC <b>BASE</b> CONTROL UNIT WABCO MTS</p>	<p><b>C247</b> <i>Ventura</i> BASE UNIT FOR &gt; F060, F070, F689, G926, I883</p>
 <p><b>C248</b></p>	<p><b>C248</b> ELECTRIC CONTROL UNIT MTS PX</p>	<p><b>C248</b> <i>Ventura</i> POLISH SCANIA OMNICITY DD (OLDER)</p>
 <p><b>C250</b></p>	<p><b>C250</b> ELECTRIC PUSH BUTTON N/O</p>	<p><b>C250</b> <i>Ventura</i> POLISH SCANIA OMNICITY DD</p>
	<p><b>C251</b> BRASS PLUG M12x1.5 (WABCO BLOCK)</p>	<p><b>C251</b> <i>Ventura</i></p>
 <p><b>C258</b></p>	<p><b>C258</b> CLASP LEVER</p>	<p><b>C258</b> <i>Ventura</i></p>

	<p><b>C290</b> FORK JOINT</p>	<p><b>C290</b> <i>Ventura</i></p>
 <p><b>C334</b></p>	<p><b>C334</b> PRESSURE SWITCH NC 4BAR</p>	<p><b>C334</b> <i>Ventura</i> BLUEBIRD SD RS</p>
	<p><b>C434</b> BASE PS RODLESS CYLINDER 32x730 (used for D622/F168)</p>	<p><b>C434</b> <i>Ventura</i></p>
	<p><b>C519</b> CONNECTING ROD M8x50</p>	<p><b>C519</b> <i>Ventura</i> PLAXTON PRESIDENT DD</p>
 <p><b>C592</b></p>	<p><b>C592</b> CATERPILLAR CABLE SUPPORT BRACKET</p>	<p><b>C592</b> <i>Ventura</i></p>
 <p><b>C714</b></p>	<p><b>C714</b> TOOTHED BELT PULLEY HTD36- 3M-15</p>	<p><b>C714</b> <i>Ventura</i></p>
 <p><b>C715</b></p>	<p><b>C715</b> TOOTHED BELT HTD 225-3M (75)</p>	<p><b>C715</b> <i>Ventura</i></p>



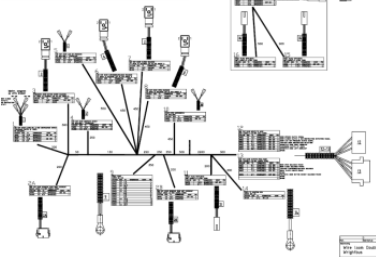




	<p><b>C731</b> KEY DIN 6885 A 3x3x16</p>	<p><b>C731</b> <i>Ventura</i></p>
	<p><b>C943</b> CABLE LOOM SENSITIVE EDGES</p>	<p><b>C943</b> <i>Ventura</i> <b>POLISH SCANIA OMNICITY DD</b></p>
	<p><b>D102</b> CAM ROLLER BRACKET</p>	<p><b>D102</b> <i>Ventura</i></p>
	<p><b>D105</b> GUIDE ROLLER Ø12 ROLLER BEARING OD=30x8</p>	<p><b>D105</b> <i>Ventura</i></p>
	<p><b>D107</b> Ø12 BEARING BUSH ID=12x7. OD=14 F=19.75x1.0</p>	<p><b>D107</b> <i>Ventura</i></p>
	<p><b>D172</b> CABLE 1314mm</p>	<p><b>D172</b> <i>Ventura</i> <b>WRIGHTBUS STREETCAR</b></p>
	<p><b>D325</b> CUSHIONING RUBBER RING 6MM</p>	<p><b>D325</b> <i>Ventura</i></p>

	<p><b>D326</b> SPACER RING D=21 POM</p>	<p><b>D326</b> <i>Ventura</i> <b>WRIGHTBUS PS2</b></p>
 <p>D 333</p>	<p><b>D333</b> DISABLED BLUE ILLUMINATED BUTTON (SINGLE GLAZE)</p>	<p><b>D333</b> <i>Ventura</i> <b>EAST LANCS SD + OLYMPUS DD</b></p>
 <p>D340</p>	<p><b>D340</b> POTENTIOMETER 180 DEG.</p>	<p><b>D340</b> <i>Ventura</i> <b>POLISH SCANIA OMNICITY DD</b></p>
 <p>D527</p>	<p><b>D527</b> DOOR HEIGHT ADJ BRACKET RH <b>D528</b> (SHOWN) DOOR HEIGHT ADJ BRACKET LH</p>	<p><b>D527</b> <i>Ventura</i> <b>D528</b> <i>Ventura</i></p>
 <p>D535</p>	<p><b>D535</b> CABLE 1214mm</p>	<p><b>D535</b> <i>Ventura</i> <b>ADL E200 SD + E400 DD, PLAXTON PRESIDENT DD, EAST LANCS SD + OLYMPUS DD, MCV SD EVOLUTION, POLISH SCANIA OMNICITY DD</b></p>
	<p><b>D548</b> ENDPLATE LH</p>	<p><b>D548</b> <i>Ventura</i></p>
	<p><b>D549</b> ENDPLATE RH</p>	<p><b>D549</b> <i>Ventura</i></p>


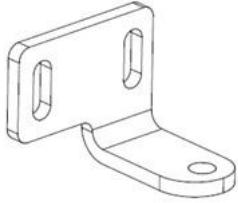
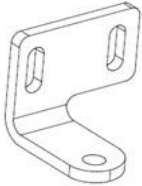




	<p><b>D622</b> RODLESS CYLINDER (PS) 1170 ASSY</p>	<p><b>D622</b> <i>Ventura</i> PLAXTON PRESIDENT DD</p>
 <p>ELE096</p>	<p><b>ELE096A</b> SOLENOID COIL 24V DC WABCO BASE BLOCK</p>	<p><b>ELE096A</b> <i>Ventura</i> ALL PLUG SLIDERS</p>
 <p>E114</p>	<p><b>E114</b> OR VALVE G1/8/6 ASSY</p>	<p><b>E114</b> <i>Ventura</i> EAST LANCS SD</p>
	<p><b>E234</b> LUBRICATOR NIPPLE M6-180</p>	<p><b>E234</b> <i>Ventura</i> WRIGHTBUS PS2</p>
	<p><b>E286</b> PS1 SPIRAL CABLE ASSY</p>	<p><b>E286</b> <i>Ventura</i> WRIGHTBUS GEMINI DD, ADL E200 SD + E400 DD, PLAXTON PRESIDENT DD, EAST LANCS OLYMPUS DD, MCV SD EVOLUTION, POLISH SCANIA OMNICITY DD</p>
	<p><b>E321</b> CYLINDER ISO-VDMA 32x100</p>	<p><b>E321</b> <i>Ventura</i> ADL E200 EV PSE2</p>
	<p><b>E328</b> Ø32x895 BASE RODLESS CYLINDER (E820/VA3604)</p>	<p><b>E328</b> <i>Ventura</i> WRIGHTBUS ECLIPSE SD PS + GEMINI DD PS (LATER) + STREETLITE SD PS + STREETCAR PS, NBFL RS OPTARE TEMPO SD PS</p>



 <p>E 3 6 9</p>	<p><b>E369</b> 5/2 DUMP VALVE FOR WABCO  (REPLACED BY U174)</p>	<p><b>E369</b> <i>Ventura</i> WRIGHTBUS STREETCAR</p>
 <p>E398</p>	<p><b>E398</b> 24V DOOR BUZZER (85dB @ 30cm)</p>	<p><b>E398</b> <i>Ventura</i></p>
 <p>E420</p>	<p><b>E420</b> PS SPACER ARM</p>	<p><b>E420</b> <i>Ventura</i></p>
 <p>E 4 6 9</p>	<p><b>E469</b> 5/2 VALVE 24VDC G1/8  (REPLACED BY P985-KIT)</p>	<p><b>E469</b> <i>Ventura</i> WRIGHTBUS ECLIPSE SD PS + GEMINI DD PS + STREETCAR PS, ADL E300 SD IG3 + E400 DD IG3/PS, EAST LANCS SD IG3/PS, MCV SD EVOLUTION PS</p>
	<p><b>E470</b> 5/2 INTERLOCK VALVE  (REPLACED BY Q003-KIT)</p>	<p><b>E470</b> <i>Ventura</i> WRIGHTBUS ECLIPSE SD PS + GEMINI DD PS + STREETLITE SD PS, ADL E200 SD PS + E300 SD IG3 + E400 DD IG3/PS, PLAXTON PRESIDENT DD PS, EAST LANCS SD IG3/PS + OLYMPUS DD IG3/PS, OPTARE SD VERSA PS + TEMPO PS, MCV SD EVOLUTION PS</p>
	<p><b>E508</b> END PLATE LEFT WELD ASSY</p>	<p><b>E508</b> <i>Ventura</i></p>
 <p>E 5 1 5</p>	<p><b>E515</b> CONNECTING ROD M8x50 ASSY</p>	<p><b>E515</b> <i>Ventura</i> WRIGHTBUS ECLIPSE SD + STREETCAR, ADL E200 SD, PLAXTON PRESIDENT DD, OPTARE SD TEMPO, POLISH SCANIA OMNICITY DD</p>

	<p><b>E529</b>  <b>Ø10 GUIDE ROLLER</b>  <b>LR 200 2RSR PS</b>  <b>OD=30x9</b></p>	<p><b>E529</b> <i>Ventura</i>  <b>WRIGHTBUS NBFL DD PS</b></p>
	<p><b>E820</b>  <b>Ø32x895 ASSY</b>  <b>RODLESS CYLINDER (PS)</b>  <b>TDS REFURB SERVICE = E820-RK</b></p> <p># BASE CYLINDER = E328          # SEAL REPAIR KIT = K586</p>	<p><b>E820</b> <i>Ventura</i>  <b>WRIGHTBUS ECLIPSE SD PS + GEMINI DD PS (LATER) + STREETLITE SD PS + STREETCAR PS, OPTARE TEMPO SD PS</b></p>
	<p><b>E875</b>  <b>CABLE LOOM DD WRIGHT</b></p>	<p><b>E875</b> <i>Ventura</i>  <b>WRIGHTBUS GEMINI DD</b></p>
	<p><b>E971</b>  <b>TUBE RESTRICTOR</b>  <b>6&gt;4 (1.5mm)</b></p>	<p><b>E971</b> <i>Ventura</i>  <b>ADL E400 DD, PLAXTON PRESIDENT DD, POLISH SCANIA OMNICITY DD</b></p>
	<p><b>F017</b>  <b>CABLE CHT46</b>  <b>(FOR CAPTRON BUTTONS)</b></p> <p><b>SUPPLIED WITH Q149-KIT</b></p>	<p><b>F017</b> <i>Ventura</i></p>
	<p><b>F070</b>  <b>WABCO PNEUMATIC CONTROL ASSY MTS</b></p>	<p><b>F070</b> <i>Ventura</i>  <b>WRIGHTBUS ECLIPSE SD + GEMINI DD + STREETCAR, OPTARE SD VERSA + TEMPO</b></p>
	<p><b>F168</b>  <b>RODLESS CYLINDER (PS)</b>  <b>32x730 ASSY</b></p> <p><b>TDS REFURB SERVICE = F168-RK</b>  <b># SEAL REPAIR KIT = K587</b></p>	<p><b>F168</b> <i>Ventura</i>  <b>WRIGHTBUS GEMINI DD</b></p>






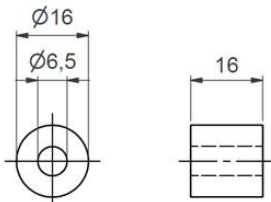

	<p><b>F169</b> CONNECTING ROD M8x75 ASSY</p>	<p><b>F169</b> <i>Ventura</i> WRIGHTBUS GEMINI DD</p>
	<p><b>F170</b> CONNECTING ROD M8x120 ASSY</p>	<p><b>F170</b> <i>Ventura</i> WRIGHTBUS GEMINI DD</p>
	<p><b>F230</b> CONNECTING ROD M8x90 ASSY</p>	<p><b>F230</b> <i>Ventura</i> WRIGHTBUS GEMINI DD</p>
	<p><b>F184</b> EMERGENCY VALVE ASSY 6mm Push in Con's</p>	<p><b>F184</b> <i>Ventura</i> WRIGHTBUS ECLIPSE SD + GEMINI DD, ADL E400 DD, PLAXTON PRESIDENT DD, EAST LANCS SD + OLYMPUS DD, MCV SD EVOLUTION, POLISH SCANIA OMNICITY DD</p>
	<p><b>F316</b> TUBE RESTRICTOR 8&gt;6 (1.3mm)</p>	<p><b>F316</b> <i>Ventura</i> WRIGHTBUS GEMINI DD</p>
	<p><b>F406</b> 6PIN CONNECTOR MALE</p>	<p><b>F406</b> <i>Ventura</i></p>
	<p><b>F407</b> 6PIN CONNECTOR FEMALE</p>	<p><b>F407</b> <i>Ventura</i></p>
	<p><b>F424</b> CABLE LOOM PS WABCO</p>	<p><b>F424</b> <i>Ventura</i> WRIGHTBUS ECLIPSE SD + STREETCAR + NBFL DD, OPTARE SD VERSA + TEMPO</p>
	<p><b>F586</b> TUBE RESTRICTOR 6&gt;4 (1.3mm)</p>	<p><b>F586</b> <i>Ventura</i> WRIGHTBUS ECLIPSE SD + NBFL DD, ADL E200 SD + E400 DD, EAST LANCS OLYMPUS DD, OPTARE SD VERSA, MCV SD EVOLUTION, NFBL PS</p>

	<p><b>F689</b> WABCO PNEUMATIC CONTROL ASSY MTS ASSY</p>	<p><b>F689</b> <i>Ventura</i> POLISH SCANIA OMNICITY DD</p>
	<p><b>F913</b> DOORSHAFT ADJ BRKT LH</p>	<p><b>F913</b> <i>Ventura</i></p>
	<p><b>F914</b> DOORSHAFT ADJ BRKT RH</p>	<p><b>F914</b> <i>Ventura</i></p>
	<p><b>F922</b> RODLESS CYLINDER (PS) 32x795 ASSY  TDS REFURB SERVICE = F922-RK # SEAL REPAIR KIT = K585</p>	<p><b>F922</b> <i>Ventura</i> POLISH SCANIA OMNICITY DD</p>
 <p style="text-align: center;">F975</p>	<p><b>F975</b> DISABLED BLUE ILLUMINATED BUTTON (DOUBLE GLAZE)</p>	<p><b>F975</b> <i>Ventura</i> WRIGHTBUS STREETCAR</p>
 <p style="text-align: center;">F995</p>	<p><b>F995</b> MICROSWITCH N31075</p>	<p><b>F995</b> <i>Ventura</i> WRIGHTBUS STREETCAR</p>
 <p style="text-align: center;">G020</p>	<p><b>G020</b> OPEN GREEN ILLUMINATED BUTTON (SINGLE GLAZE)</p>	<p><b>G020</b> <i>Ventura</i> WRIGHTBUS STREETCAR</p>

	<p><b>G208</b> CABLE LOOM PS WABCO MTS</p>	<p><b>G208</b> <i>Ventura</i> POLISH SCANIA OMNICITY DD</p>
	<p><b>G525</b> WABCO VALVE ASSY</p>	<p><b>G525</b> <i>Ventura</i> PLAXTON PRESIDENT DD</p>
	<p><b>G528</b> CABLE LOOM PS WABCO DD</p>	<p><b>G528</b> <i>Ventura</i> EAST LANCS OLYMPUS DD</p>
	<p><b>G714</b> Y CONNECTOR 6mm</p>	<p><b>G714</b> <i>Ventura</i> WRIGHTBUS PS2</p>
	<p><b>G811</b> OR-VALVE</p>	<p><b>G811</b> <i>Ventura</i> WRIGHTBUS STREETLITE SD, BLUEBIRD SD RS</p>
	<p><b>G907</b> EMERGENCY OPEN RAISED BUTTON PNEUMATIC</p>	<p><b>G907</b> <i>Ventura</i> OPTARE SD VERSA + TEMPO</p>
	<p><b>G914</b> OR VALVE G1/8/4 ASSY</p>	<p><b>G914</b> <i>Ventura</i> ADL E400 DD, OPTARE SD VERSA + TEMPO</p>
	<p><b>G920</b> RODLESS CYLINDER ASSY</p>	<p><b>G920</b> <i>Ventura</i></p>

	<p><b>G926 (F060)</b> WABCO PNEUMATIC CONTROL ASSY MTS ASSY STEEL FITTINGS</p>	<p><b>G926 (F060)</b> <i>Ventura</i> WRIGHTBUS GEMINI DD PS, POLISH SCANIA OMNICITY DD IG3</p>
	<p><b>H036</b> DRIVE BRACKET ASSY  # BEARING BUSH = D107</p>	<p><b>H036</b> <i>Ventura</i></p>
	<p><b>H080</b> CONNECTING ROD END M8</p>	<p><b>H080</b> <i>Ventura</i> WRIGHTBUS PS2</p>
	<p><b>H110</b> PIN</p>	<p><b>H110</b> <i>Ventura</i></p>
	<p><b>H132</b> POTENTIOMETER PLATE</p>	<p><b>H132</b> <i>Ventura</i></p>
	<p><b>H227</b> DOORSHAFT ADJ BRACKET RH</p>	<p><b>H227</b> <i>Ventura</i></p>


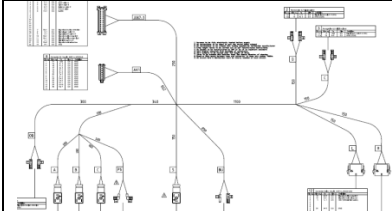
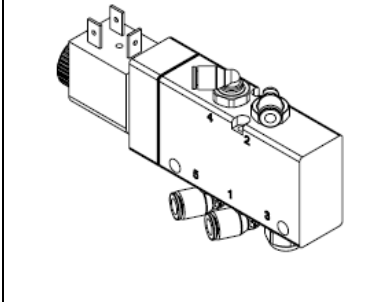
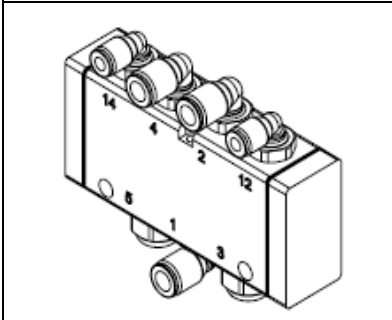

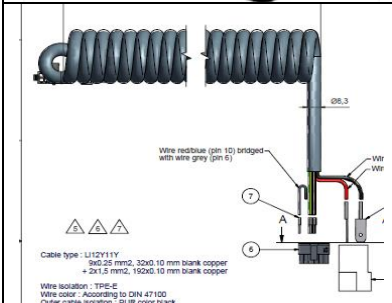
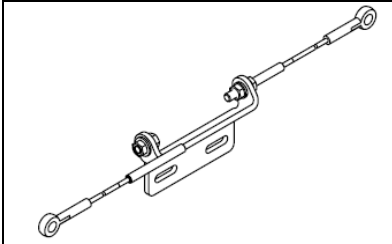
	<p><b>H228</b> DOORSHAFT ADJ BRACKET LH</p>	<p><b>H228</b> <i>Ventura</i></p>
	<p><b>H549</b> DOOR ARM LEFT PS</p>	<p><b>H549</b> <i>Ventura</i> EASTLANCS SD</p>
	<p><b>H618</b> WIRING LOOM IG3 WRIGHT</p>	<p><b>H618</b> <i>Ventura</i> POLISH SCANIA OMNICITY DD, NBFL IG4</p>
	<p><b>H694</b> DRIVERS DOUBLE FLUSH BUTTON PNEUMATIC</p>	<p><b>H694</b> <i>Ventura</i> WRIGHTBUS NBFL DD, OPTARE SD VERSA, NBFL DD IG4, NBFL IG4 PLAT, NBFL IG4 PS</p>
	<p><b>H877</b> 5/2 BI-STABLE VALVE JMFH-5-1/8-B ASSY</p>	<p><b>H877</b> <i>Ventura</i> WRIGHTBUS DD KMB</p>
	<p><b>H895</b> MINI CYLINDER ESN-25-25-P</p>	<p><b>H895</b> <i>Ventura</i></p>
	<p><b>H902</b> CABLE LOOM SHELF PLATE SPOTLIGHT</p>	<p><b>H902</b> <i>Ventura</i> WRIGHTBUS NBFL DD</p>

 <p style="text-align: center;"><b>I026</b></p>	<p style="text-align: center;"><b>I026</b> TUBE RESTRICTOR 6&gt;4 (1.7mm)</p>	<p style="text-align: center;"><b>I026</b> <i>Ventura</i> BLUEBIRD SD RS</p>
	<p style="text-align: center;"><b>I226</b> ELECTRIC PUSHBUTTON NO</p>	<p style="text-align: center;"><b>I226</b> <i>Ventura</i> WRIGHTBUS STREETLITE IGE ADL E200 EV</p>
	<p style="text-align: center;"><b>I366</b> DOOR ARM LEFT PS</p>	<p style="text-align: center;"><b>I366</b> <i>Ventura</i> ADL E400</p>
	<p style="text-align: center;"><b>I367</b> DOOR ARM RIGHT PS</p>	<p style="text-align: center;"><b>I367</b> <i>Ventura</i> ADL E400</p>
 <p style="text-align: center;"><b>I371</b></p>	<p style="text-align: center;"><b>I371</b> OVERCENTRE SOFT STOPPER ASSEMBLY</p>	<p style="text-align: center;"><b>I371</b> <i>Ventura</i></p>
	<p style="text-align: center;"><b>I369</b> SOFT STOP BUSH PU Ø16Ø6,5 L=16</p>	<p style="text-align: center;"><b>I369</b> <i>Ventura</i></p>
	<p style="text-align: center;"><b>I470</b> EMERGENCY OPEN RAISED BUTTON PNEU (N/O) # VALVE = L169  &lt; EARLIER VERSION</p>	<p style="text-align: center;"><b>I470</b> <i>Ventura</i> POLISH SCANIA OMNICITY DD IG3/PS</p>



	<p><b>I486</b>          RODLESS CYLINDER (PS)          32x795 ASSY</p> <p>TDS REFURB SERVICE = I486-RK          # SEAL REPAIR KIT = K585</p>	<p><b>I486</b> <i>Ventura</i>          ADL E200 SD + E400 DD, EAST LANCS          SD, OPTARE VERSA SD, MCV          EVOLUTION SD</p>
	<p><b>I500</b>          CONTROL PLATE (REV 8)</p>	<p><b>I500</b> <i>Ventura</i></p>
	<p><b>I523</b>          CABLE LOOM PS          ADL E200</p>	<p><b>I523</b> <i>Ventura</i>          ADL E200 SD, E400 DD</p>
	<p><b>I662</b>          MINI CYLINDER          R1012-0025 RB</p>	<p><b>I662</b> <i>Ventura</i>          POLISH SCANIA OMNICITY DD</p>
	<p><b>I741</b>          ADAPTER BRACKET ASSY LH</p>	<p><b>I741</b> <i>Ventura</i></p>
	<p><b>I801</b>          ADAPTER BRACKET ASSY RH</p>	<p><b>I801</b> <i>Ventura</i></p>
	<p><b>I823</b>          EMERGENCY OPEN FLUSH BUTTON          ELECTRIC &amp; PNEUMATIC</p>	<p><b>I823</b> <i>Ventura</i>          ADL E400 DD</p>

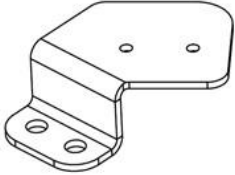
	<p><b>1824</b> DOUBLE BUTTON – ELECTRIC &amp; PNEUMATIC OPEN/CLOSE</p>	<p><b>1824</b> <i>Ventura</i> ADL E400 DD, OPTARE SD VERSA + TEMPO</p>
	<p><b>1826</b> FILTER REGULATOR ASSY 8mm Push in Con's</p>	<p><b>1826</b> <i>Ventura</i> <i>Replaced by Q066</i> ADL E400 DD, OPTARE SD TEMPO</p>
	<p><b>1830</b> PS CONNECTOR ROD</p>	<p><b>1830</b> <i>Ventura</i> ADL E200 SD + E400 DD, OPTARE SD VERSA, POLISH SCANIA OMNICITY DD</p>
	<p><b>1835</b> BUTTON CAPTRON BLUE DISABLED (WALL MOUNT)</p>	<p><b>1835</b> <i>Ventura</i></p>
	<p><b>1883</b> WABCO PNEUMATIC ASSY - MTS</p>	<p><b>1883</b> <i>Ventura</i> WRIGHTBUS NBFL DD, ADL E200 SD + E400 DD, MCV SD EVOLUTION</p>
	<p><b>1898</b> INTERNAL EMERGENCY BUTTON PNEUMATIC</p>	<p><b>1898</b> <i>Ventura</i></p>
	<p><b>1994</b> BUTTON EAO 1 SIDE GREY WC  # OCT14 - REPLACED BY Q149-KIT</p>	<p><b>1994</b> <i>Ventura</i> MCV SD EVOLUTION PS</p>

	<p><b>Q149-KIT</b>  <b>BUTTON CAPTRON 1 SIDE</b>  <b>GREY WC</b></p> <p># REPLACES I994</p>	<p><b>Q149+F017</b> <i>Ventura</i>  <b>MCV SD EVOLUTION PS</b></p>
	<p><b>J087</b>  <b>CABLE LOOM</b></p>	<p><b>J087</b> <i>Ventura</i>  <b>MCV SD EVOLUTION</b></p>
	<p><b>J089</b>  <b>5/2 VALVE 24VDC G1/8 SUB</b></p>	<p><b>J089</b> <i>Ventura</i>  <b>POLISH SCANIA OMINCITY DD</b></p>
	<p><b>J090</b>  <b>5/2 VALVE BI-STABLE PNEU. ASSY</b></p>	<p><b>J090</b> <i>Ventura</i>  <b>POLISH SCANIA OMINCITY DD</b></p>
	<p><b>J097</b>  <b>12V SOLENOID COIL MSFG-12-OD</b></p>	<p><b>J097</b> <i>Ventura</i></p>
 <p>Wire red/blue (pin 1) bridged with wire grey (pin 5)</p> <p>Cable type - U12Y11Y      9x0.25 mm<sup>2</sup>, 32x0.10 mm blank copper      + 2x1.5 mm<sup>2</sup>, 192x0.10 mm blank copper</p> <p>Wire isolation - TPE-E      Wire color - According to DIN 47100      Outer cable isolation - PURH color black</p>	<p><b>J278</b>  <b>SPIRAL CABLE ASSY</b></p>	<p><b>J278</b> <i>Ventura</i>  <b>BLUEBIRD SD RS</b></p>
	<p><b>J400</b>  <b>CABLE 1314mm ASSY</b></p>	<p><b>J400</b> <i>Ventura</i>  <b>WRIGHTBUS ECLIPSE SD +</b>  <b>STREETCAR, OPTARE SD TEMPO</b></p>

 <p>J407</p>	<p><b>J407</b> CABLE 1214mm ASSY</p>	<p><b>J407</b> <i>Ventura</i> OPTARE SD VERSA</p>
 <p>J463</p>	<p><b>J463</b> SLOW-START VALVE (8mm con) to 2x6mm Fittings</p>	<p><b>J463</b> <i>Ventura</i> BLUEBIRD SD RS</p>
 <p>J618</p>	<p><b>J618</b> DOUBLE FLUSH BUTTON PNEUMATIC</p>	<p><b>J618</b> <i>Ventura</i> WRIGHTBUS NBFL DD</p>
	<p><b>J684</b> SUPERSEAL TOP BRUSH (F416-1500)</p>	<p><b>J684</b> <i>Ventura</i> ADL E400 PS</p>
	<p><b>J796</b> PS CABLE ROLLER ASSY (A841+B471)</p>	<p><b>J796</b> <i>Ventura</i></p>
	<p><b>J995</b> CABLE LOOM PS SCANIA</p>	<p><b>J995</b> <i>Ventura</i> POLISH SCANIA OMNICITY DD</p>
 <p>K437</p>	<p><b>K437</b> ROLLER ASSY RODLESS CYL (D134+D136)</p>	<p><b>K437</b> <i>Ventura</i></p>

	<p><b>K581</b> CONNECTING ROD END M8</p>	<p><b>K581</b> <i>Ventura</i> WRIGHTBUS PS2</p>
	<p><b>K585, K586, K587</b> REPAIR KIT – VS PKR RODLESS CYLINDERS 32x795, 32x895, 32x730 I486/F922, E820, F168</p>	<p><b>K585, K586, K587</b> <i>Ventura</i></p>
	<p><b>K651</b> LINEAR BEARING 30mm KS30-B-PP</p>	<p><b>K651</b> <i>Ventura</i> WRIGHTBUS PS2</p>
	<p><b>K962-001</b> DOOR SEAL MIDDLE L=2200mm</p>	<p><b>K962-001</b> <i>Ventura</i> WRIGHTBUS PS2</p>
	<p><b>K962-002</b> DOOR SEAL <b>LEFT</b> L=2200mm</p>	<p><b>K962-002</b> <i>Ventura</i> WRIGHTBUS PS2</p>
	<p><b>K962-003</b> DOOR SEAL <b>RIGHT</b> L=2200mm</p>	<p><b>K962-003</b> <i>Ventura</i> WRIGHTBUS PS2</p>
	<p><b>K992</b> Ø30 PS ROLLER ASSY OD=30x15. ID=10 (A841+B442)</p>	<p><b>K992</b> <i>Ventura</i></p>

	<p><b>L062</b> EMERGENCY BUTTON EXTERIOR COVER</p>	<p><b>L062</b> <i>Ventura</i> BLUEBIRD SD RS, NBFL RS</p>
 <p>L063</p>	<p><b>L063</b> EMERGENCY BUTTON INTERIOR COVER</p>	<p><b>L063</b> <i>Ventura</i> BLUEBIRD SD RS</p>
	<p><b>L312</b> MICROSWITCH ELEC</p>	<p><b>L312</b> <i>Ventura</i> BLUEBIRD RS &amp; WRIGHTBUS NBFL PLAT, NBFL PS, NBFL RS</p>
	<p><b>L317</b> CABLE LOOM ADAPTER 2-12 POLE</p>	<p><b>L317</b> <i>Ventura</i> WRIGHTBUS PS2, NBFL RS</p>
	<p><b>L538</b> PLATE PLAIN BEARING</p>	<p><b>L538</b> <i>Ventura</i></p>
	<p><b>L876</b> EMERGENCY BUTTON</p>	<p><b>L876</b> <i>Ventura</i> BLUEBIRD SD RS</p>
	<p><b>M001</b></p>	<p><b>M001</b> <i>Ventura</i></p>

	<p><b>M049</b> MICROSWITCH BRACKET</p>	<p><b>M049</b> <i>Ventura</i></p>
	<p><b>M466</b> 5/2 BI-STABLE 12VDC</p>	<p><b>M466</b> <i>Ventura</i> BLUEBIRD SD RS</p>
	<p><b>M468</b> CABLE LOOM</p>	<p><b>M468</b> <i>Ventura</i> BLUEBIRD SD RS</p>
	<p><b>M491</b> PUSHBUTTON + RUBBER SEAL</p>	<p><b>M491</b> <i>Ventura</i> BLUEBIRD SD RS</p>
	<p><b>M492</b> COVER OUTSIDE BUTTON (GREEN)</p>	<p><b>M492</b> <i>Ventura</i> BLUEBIRD SD RS</p>
	<p><b>M494</b> PUSHBUTTON GREEN ELECTRIC</p>	<p><b>M494</b> <i>Ventura</i> BLUEBIRD SD RS</p>
	<p><b>M756</b> CONNECTOR BRACKET 22 POLE</p>	<p><b>M756</b> <i>Ventura</i> WRIGHTBUS PS2</p>

	<p><b>M691</b> ELBOW CONNECTOR 6-1/4 (LATER RODLESS CYLINDERS)</p> <p><b>* UPGRADE TO PART G915</b></p>	<p><b>M691</b> <i>Ventura</i></p>
	<p><b>M971 (M979)</b> EMERGENCY OPEN BUTTON N/C PNEUMATIC/ELECTRIC</p>	<p><b>M971</b> <i>Ventura</i> WRIGHTBUS NBFL DD, NBFL IG4, NBFL IG4 PLAT, NBFL PS</p>
	<p><b>M979</b> BUTTON EMERGENCY YELLOW PNEU NC + ELEC</p>	<p><b>M979</b> <i>Ventura</i> WRIGHTBUS NBFL DD, NBFL IG4, NBFL IG4 PLAT, NBFL PS</p>
	<p><b>N427</b> PIVOT POINT</p>	<p><b>N427</b> <i>Ventura</i> WRIGHTBUS PS2</p>
	<p><b>N670</b> SPIRAL CABLE D-40 14 COILS IG4 ASSY</p>	<p><b>N670</b> <i>Ventura</i> WRIGHTBUS GEMINI DD PS2.1, NBFL DD IG4 PLAT, STREETLITE, NBFL PS</p>
	<p><b>O500</b> SPIRAL CABLE ASSY</p>	<p><b>O500</b> <i>Ventura</i> WRIGHTBUS + ADL PS2 (Later Models)</p>
	<p><b>O574</b> CABLE 1234mm ASSY</p>	<p><b>O574</b> <i>Ventura</i> WRIGHTBUS NBFL DD, NBFL PS</p>





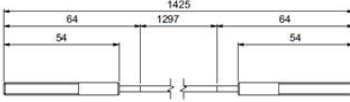

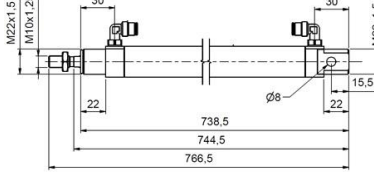
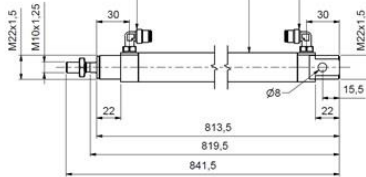



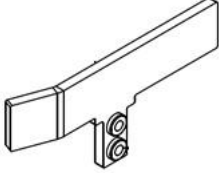


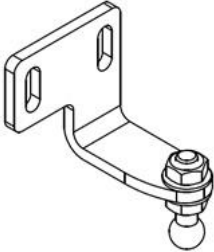
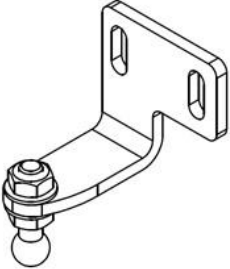
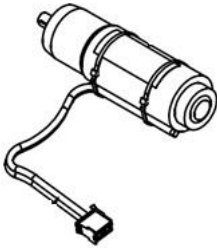
	<p align="center"><b>O578</b> CYLINDER 32 x 815 RODLESS SUB</p>	<p align="center"><b>O578</b> <i>Ventura</i> WRIGHTBUS NBFL DD, NBFL PS</p>
	<p align="center"><b>O699</b> SOFT STOPPER ASSY</p>	<p align="center"><b>O699</b> <i>Ventura</i></p>
	<p align="center"><b>P532</b> ELBOW CONNECTOR DIA 6 G1-8</p>	<p align="center"><b>P532</b> <i>Ventura</i> WRIGHTBUS PS2</p>
	<p align="center"><b>P535</b> SOLENOID 24VDC DIN B U77</p>	<p align="center"><b>P535</b> <i>Ventura</i> WRIGHTBUS PS2</p>
	<p align="center"><b>P563 (K005/K006)</b> FILTER REGULATOR ASSY 6mm CONNECTIONS</p>	<p align="center"><b>P563</b> <i>Ventura</i> <b>PNE303UG-07</b> <i>TDS</i> WRIGHTBUS NBFL DD, OPTARE SD VERSA, BLUEBIRD SD RS</p>
	<p align="center"><b>P985</b> 5/2 VALVE MONO-STABLE (&gt;2013) REPLACES E469 NEEDS CONV KIT S061</p>	<p align="center"><b>P985</b> <i>Ventura</i> WRIGHTBUS ECLIPSE SD PS + GEMINI DD PS + STREETCAR PS, ADL E300 SD IG3 + E400 DD IG3/PS, EAST LANCS SD IG3/PS, MCV SD EVOLUTION PS</p>
	<p align="center"><b>Q003</b> 5/2 VALVE MONO-STABLE KM/H INTERLOCK (&gt;2013) REPLACING E470 NEEDS CONV KIT S061</p>	<p align="center"><b>Q003</b> <i>Ventura</i> WRIGHTBUS NBFL DD IG4 PLAT, NBFL PS, NBFL RS</p>

	<p><b>Q066</b>          FILTER REGULATOR ASSY          8mm CONNECTIONS</p>	<p><b>Q066</b> <i>Ventura</i>  <b>PNE303UG-08</b> TDS          ADL &amp; OPTARE PS</p>
	<p><b>Q160</b>          FILTER REGULATOR ASSY          (NO FITTINGS)          # PART OF Q066</p>	<p><b>Q160</b> <i>Ventura</i>  <b>PNE303U-01</b> TDS          ADL &amp; OPTARE PS</p>
	<p><b>Q149-KIT (P661)</b>          BUTTON CAPTRON 1 SIDE          GREY WC          # REPLACES I994</p>	<p><b>P661</b> <i>Ventura</i>          MCV SD EVOLUTION PS</p>
	<p><b>Q330</b>          5/2 VALVE 24V DC ASSY          (2x4mm &amp; 2x 6mm elbow)</p>	<p><b>Q330</b> <i>Ventura</i>          CAETANO IG4          ADL E200 EV</p>
	<p><b>Q632</b>          Elec Actuator 32x1065</p>	<p><b>Q632</b> <i>Ventura</i></p>
	<p><b>R643</b>          CYLINDER 32-RS1100 LH</p>	<p><b>R643</b> <i>Ventura</i>          BLUEBIRD SD RS</p>

	<p><b>S061</b> RETRO FIXING KIT FOR ADDING VALVE Q003 (P985) TO OR REPLACING E470 (E469)</p>	<p><b>S061</b> <i>Ventura</i></p>
	<p><b>S878</b> CONNECTING ROD M8</p>	<p><b>S878</b> <i>Ventura</i> WRIGHTBUS PS2</p>
	<p><b>S882</b> CYLINDER 27M2A032A0105</p>	<p><b>S882</b> <i>Ventura</i> WRIGHTBUS PS2</p>
	<p><b>S930</b> CYLINDER BRACKET</p>	<p><b>S930</b> <i>Ventura</i></p>
	<p><b>S933</b> SIDE PLATE L</p>	<p><b>S933</b> <i>Ventura</i> WRIGHTBUS PS2</p>
	<p><b>S957</b> PS2 CYLINDER 25x604</p>	<p><b>S957</b> <i>Ventura</i></p>
	<p><b>T129</b> DOOR CONTROLLER</p>	<p><b>T129</b> <i>Ventura</i></p>

	<p><b>T500</b> CONNECTION ROD M8</p>	<p><b>T500</b> <i>Ventura</i> WRIGHTBUS PS2</p>
	<p><b>T778</b> GUIDE SHAFT END STOP</p>	<p><b>T778</b> <i>Ventura</i></p>
	<p><b>T896</b> CONNECTING ROD M8x50 ASSY</p>	<p><b>T896</b> <i>Ventura</i> WRIGHTBUS NBFL DD</p>
	<p><b>U839</b> CABLE LOOM ADAPTER PS</p>	<p><b>U839</b> <i>Ventura</i> WRIGHTBUS PS2</p>
	<p><b>VA0134</b> OVERCENTRE SOFT STOPPER</p>	<p><b>VA0134</b> <i>Ventura</i></p>
	<p><b>VA0203</b> LH END PIECE</p>	<p><b>VA0203</b> <i>Ventura</i></p>
	<p><b>VA0204</b> RH END PIECE</p>	<p><b>VA0204</b> <i>Ventura</i></p>

	<p><b>VA0739</b> PS2 SPIRAL CABLE ASSY</p>	<p><b>VA0571</b> <i>Ventura</i> <b>WRIGHTBUS &amp; ADL PS2</b></p>
	<p><b>VA0912</b> PS ROLLER BRACKET</p> <p># USED WITH ROLLER E529 # ROLLER BOLT = VA0557</p>	<p><b>VA0912</b> <i>Ventura</i></p>
	<p><b>VA0946</b> SHAFT COUPLER 10-12 (PSE)</p>	<p><b>VA0946</b> <i>Ventura</i> <b>ADL E200 EV</b></p>
	<p><b>VA0948</b> SPINDLE NUT</p>	<p><b>VA0948</b> <i>Ventura</i></p>
	<p><b>VA1035</b> PS2 CABLE 1425</p>	<p><b>VA1035</b> <i>Ventura</i></p>
	<p><b>VA1109</b> MOUNTING PLATE SPINDLE NUT</p>	<p><b>VA1109</b> <i>Ventura</i></p>
	<p><b>VA1280</b> PS2 CYLINDER ASSY 1200 STROKE 625</p>	<p><b>VA1280</b> <i>Ventura</i> <b>ADL E200 EV &amp; MMC</b></p>
	<p><b>VA1283</b> PS2 CYLINDER ASSY 1350 STROKE 700</p>	<p><b>VA1283</b> <i>Ventura</i> <b>MCV EVOSSETI</b></p>

	<p><b>VA1588</b> SWITCH CAM SHAFT 12mm</p>	<p><b>VA1588</b> <i>Ventura</i></p>
	<p><b>VA3038</b> SWITCH PLATE ASSY</p>	<p><b>VA3038</b> <i>Ventura</i></p>
	<p><b>VA3191</b> DOORSHAFT BRKT LH ASSY 28MM</p>	<p><b>VA3191</b> <i>Ventura</i></p>
	<p><b>VA3192</b> DOORSHAFT BRKT RH ASSY 28MM</p>	<p><b>VA3192</b> <i>Ventura</i></p>
	<p><b>VA3289</b> DOORSHAFT ADJ BRKT LH ASSY</p>	<p><b>VA3289</b> <i>Ventura</i></p>
	<p><b>VA3290</b> DOORSHAFT ADJ BRKT RH ASSY</p>	<p><b>VA3290</b> <i>Ventura</i></p>
	<p><b>VA3594</b> PSE DRIVE UNIT PERFORMAX 52.1 24V</p>	<p><b>VA3594</b> <i>Ventura</i> <b>ADL E200 EV</b></p>

	<p><b>VA6346</b> 12V LATCHING RELAY</p>	<p><b>VA6346</b> <i>Ventura</i> <b>MELLOR ORION RS</b></p>
	<p><b>VA7226</b> DOOR CONTROLLER – ADL IGE <b>VA7228</b> DOOR CONTROLLER – ADL PSE</p>	<p><b>VA7226</b> <i>Ventura</i> <b>VA7228</b> <i>Ventura</i> <b>ADL E200 EV</b></p>
	<p><b>VA7269</b> ELBOW CONNECTOR 6-1/4 (LATEST RODLESS CYLINDERS)  * SEP16 &gt;REPLACEMENT FOR M691/G915</p>	<p><b>VA7269</b> <i>Ventura</i></p>
	<p><b>VA8529</b> PLATE SPINDLE NUT</p>	<p><b>VA8529</b> <i>Ventura</i></p>
	<p><b>VA8634</b> PS2 CABLE 1560</p>	<p><b>VA8634</b> <i>Ventura</i> <b>WB DD PS2, ADL E200EV</b></p>
	<p><b>VA8946</b> PS2 CYLINDER ASSY 1270</p>	<p><b>VA8946</b> <i>Ventura</i></p>
	<p><b>VB2107</b> ELECTROMOTOR 24VDC  # REPLACES S996</p>	<p><b>VB2107</b> <i>Ventura</i> <b>ADL E200 EV PSE</b></p>
	<p><b>VB2226</b></p>	<p><b>VB2226</b> <i>Ventura</i></p>

	<p><b>BUTTON COVER GREY INTERNAL</b></p>	
	<p><b>VB2533</b> LH END PIECE</p>	<p><b>VB2533</b> <i>Ventura</i></p>
	<p><b>VB2568</b> RH END PIECE</p>	<p><b>VB2568</b> <i>Ventura</i></p>
	<p><b>VC0950</b> OBSTRUCT TEST TOOL</p>	<p><b>VC0950</b> <i>Ventura</i></p>
	<p><b>VC1128</b> POTENTIOMETER</p>	<p><b>VC1128</b> <i>Ventura</i></p>