

TDS PRODUCT IMAGE SHEET >

VENTURA – PLUG SLIDER – DOOR MECHANISM & CONTROLS

Image	TDS Part Number & Description	OE Part Numbers (WHERE FITTED)
	<p>A155 MICROSWITCH K5 (FITTED TO A159/A160)</p>	<p>A155 <i>Ventura</i> PART OF A159/A160</p>
	<p>A159 OBSTRUCTION DETECTION VALVE</p>	<p>A159 <i>Ventura</i> WRIGHTBUS GEMINI DD</p>
	<p>A160 OBSTRUCTION DETECTION VALVE</p>	<p>A160 <i>Ventura</i> WRIGHTBUS ECLIPSE SD + STREETCAR + STREETLITE SD + NBFL DD, ADL E200 SD + E400 DD, PLAXTON PRESIDENT DD, EAST LANCS SD, OPTARE SD VERSA + TEMPO, MCV SD EVOLUTION, BLUEBIRD SD RS</p>
	<p>A358 PRESSURE SWITCH</p>	<p>A358 <i>Ventura</i> WRIGHTBUS GEMINI DD, POLISH SCANIA OMNICITY DD</p>
	<p>A368 MICROSWITCH HARTMANN # SECURING SCREW - B396</p>	<p>A368 <i>Ventura</i> WRIGHTBUS ECLIPSE SD + GEMINI DD + STREETCAR + STREETLITE SD + NBFL DD, ADL E200 SD + E400 DD, PLAXTON PRESIDENT DD, EAST LANCS SD + OLYMPUS DD, OPTARE SD TEMPO + VERSA, MCV SD EVOLUTION, BLUEBIRD SD RS</p>

 <p>A517</p>	<p>A517 5/2 VDMA 24VDC G1/8</p>	<p>A517 Ventura WRIGHTBUS GEMINI DD</p>
	<p>A751 T CONNECTOR DIA 4mm</p>	<p>A751 Ventura WRIGHTBUS PS2</p>
 <p>A757</p>	<p>A757 RETAINING RING (BEARING HOUSING CARRIAGE)</p>	<p>A757 Ventura</p>
 <p>A760</p>	<p>A760 BOLT M6x16 ZP</p>	<p>A760 Ventura</p>
 <p>A775</p>	<p>A775 BOLT M10x20 ZP</p>	<p>A775 Ventura</p>
	<p>A925 GUIDE ROLLER LR202 2RSR</p>	<p>A925 Ventura</p>
 <p>A976</p>	<p>A976 CONNECTOR DIN B WITH VARISTOR24 (WABCO SOLENOID)</p>	<p>A976 Ventura</p>

 <p>FIT052B</p>	<p>B158 FIT052B ELBOW 6mm PUSHFIT x M5</p>	<p>FIT052B TDS B158 Ventura</p>
	<p>B309 4/2 EMERGENCY VALVE M10x1</p>	<p>B309 Ventura PART OF F184</p>
	<p>B310 ROTARY GRIP FOR 4/2 EMERG. VALVE</p>	<p>B310 Ventura PART OF F184</p>
 <p>B 4 7 0 SWITCH CAM</p>	<p>B470 SWITCH CAM SHAFT</p>	<p>B470 Ventura ALL PLUG SLIDERS</p>
 <p>B680</p>	<p>B680 END PLATE RH</p>	<p>B680 Ventura</p>
 <p>B711</p>	<p>B711 M8 x 1.25 RH RODEND</p>	<p>B711 Ventura PART OF CONNECTOR ROD ASSYS</p>
 <p>B712</p>	<p>B712 M8 x 1.25 LH RODEND</p>	<p>B712 Ventura PART OF CONNECTOR ROD ASSYS</p>

 <p>B969</p>	<p>B969 BOLT M10x25 ZP</p>	<p>B969 <i>Ventura</i></p>
 <p>C215</p>	<p>C215 LEVER SHAFT LEFT</p>	<p>C215 <i>Ventura</i></p>
 <p>C247</p>	<p>C247 PNEUMATIC BASE CONTROL UNIT WABCO MTS</p>	<p>C247 <i>Ventura</i> BASE UNIT FOR > F060, F070, F689, G926, 1883</p>
 <p>C248</p>	<p>C248 ELECTRIC CONTROL UNIT MTS PX</p>	<p>C248 <i>Ventura</i> POLISH SCANIA OMNICITY DD (OLDER)</p>
	<p>C250 ELECTRIC PUSH BUTTON N/O</p>	<p>C250 <i>Ventura</i> POLISH SCANIA OMNICITY DD</p>
	<p>C251 BRASS PLUG M12x1.5 (WABCO BLOCK)</p>	<p>C251 <i>Ventura</i></p>
 <p>C258</p>	<p>C258 CLASP LEVER</p>	<p>C258 <i>Ventura</i></p>



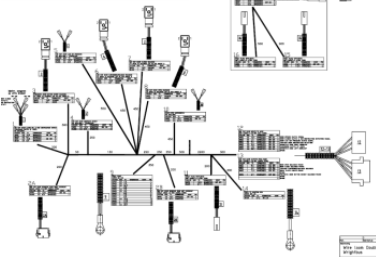




	<p>C290 FORK JOINT</p>	<p>C290 <i>Ventura</i></p>
 <p>C334</p>	<p>C334 PRESSURE SWITCH NC 4BAR</p>	<p>C334 <i>Ventura</i> BLUEBIRD SD RS</p>
	<p>C434 BASE PS RODLESS CYLINDER 32x730 (used for D622/F168)</p>	<p>C434 <i>Ventura</i></p>
	<p>C519 CONNECTING ROD M8x50</p>	<p>C519 <i>Ventura</i> PLAXTON PRESIDENT DD</p>
 <p>C592</p>	<p>C592 CATERPILLAR CABLE SUPPORT BRACKET</p>	<p>C592 <i>Ventura</i></p>
 <p>C714</p>	<p>C714 TOOTHED BELT PULLEY HTD36- 3M-15</p>	<p>C714 <i>Ventura</i></p>
 <p>C715</p>	<p>C715 TOOTHED BELT HTD 225-3M (75)</p>	<p>C715 <i>Ventura</i></p>

	<p>C731 KEY DIN 6885 A 3x3x16</p>	<p>C731 <i>Ventura</i></p>
	<p>C943 CABLE LOOM SENSITIVE EDGES</p>	<p>C943 <i>Ventura</i> POLISH SCANIA OMNICITY DD</p>
	<p>D102 CAM ROLLER BRACKET</p>	<p>D102 <i>Ventura</i></p>
	<p>D105 GUIDE ROLLER Ø12 ROLLER BEARING OD=30x8</p>	<p>D105 <i>Ventura</i></p>
	<p>D107 Ø12 BEARING BUSH ID=12x7. OD=14 F=19.75x1.0</p>	<p>D107 <i>Ventura</i></p>
	<p>D172 CABLE 1314mm</p>	<p>D172 <i>Ventura</i> WRIGHTBUS STREETCAR</p>
	<p>D325 CUSHIONING RUBBER RING 6MM</p>	<p>D325 <i>Ventura</i></p>


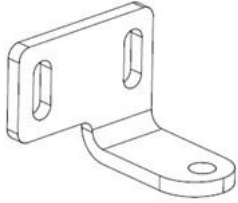
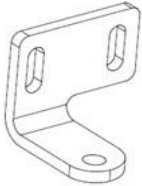




	<p>D326 SPACER RING D=21 POM</p>	<p>D326 <i>Ventura</i> WRIGHTBUS PS2</p>
 <p>D 333</p>	<p>D333 DISABLED BLUE ILLUMINATED BUTTON (SINGLE GLAZE)</p>	<p>D333 <i>Ventura</i> EAST LANCS SD + OLYMPUS DD</p>
 <p>D340</p>	<p>D340 POTENTIOMETER 180 DEG.</p>	<p>D340 <i>Ventura</i> POLISH SCANIA OMNICITY DD</p>
 <p>D527</p>	<p>D527 DOOR HEIGHT ADJ BRACKET RH D528 (<i>SHOWN</i>) DOOR HEIGHT ADJ BRACKET LH</p>	<p>D527 <i>Ventura</i> D528 <i>Ventura</i></p>
 <p>D535</p>	<p>D535 CABLE 1214mm</p>	<p>D535 <i>Ventura</i> ADL E200 SD + E400 DD, PLAXTON PRESIDENT DD, EAST LANCS SD + OLYMPUS DD, MCV SD EVOLUTION, POLISH SCANIA OMNICITY DD</p>
	<p>D548 ENDPLATE LH</p>	<p>D548 <i>Ventura</i></p>
	<p>D549 ENDPLATE RH</p>	<p>D549 <i>Ventura</i></p>

	<p>D622 RODLESS CYLINDER (PS) 1170 ASSY</p>	<p>D622 <i>Ventura</i> PLAXTON PRESIDENT DD</p>
 <p>ELE096</p>	<p>ELE096A SOLENOID COIL 24V DC WABCO BASE BLOCK</p>	<p>ELE096A <i>Ventura</i> ALL PLUG SLIDERS</p>
 <p>E114</p>	<p>E114 OR VALVE G1/8/6 ASSY</p>	<p>E114 <i>Ventura</i> EAST LANCS SD</p>
	<p>E234 LUBRICATOR NIPPLE M6-180</p>	<p>E234 <i>Ventura</i> WRIGHTBUS PS2</p>
	<p>E286 PS1 SPIRAL CABLE ASSY</p>	<p>E286 <i>Ventura</i> WRIGHTBUS GEMINI DD, ADL E200 SD + E400 DD, PLAXTON PRESIDENT DD, EAST LANCS OLYMPUS DD, MCV SD EVOLUTION, POLISH SCANIA OMNICITY DD</p>
	<p>E321 CYLINDER ISO-VDMA 32x100</p>	<p>E321 <i>Ventura</i> ADL E200 EV PSE2</p>
	<p>E328 Ø32x895 BASE RODLESS CYLINDER (E820/VA3604)</p>	<p>E328 <i>Ventura</i> WRIGHTBUS ECLIPSE SD PS + GEMINI DD PS (LATER) + STREETLITE SD PS + STREETCAR PS, NBFL RS OPTARE TEMPO SD PS</p>

 <p>E 3 6 9</p>	<p>E369 5/2 DUMP VALVE FOR WABCO (REPLACED BY U174)</p>	<p>E369 <i>Ventura</i> WRIGHTBUS STREETCAR</p>
 <p>E398</p>	<p>E398 24V DOOR BUZZER (85dB @ 30cm)</p>	<p>E398 <i>Ventura</i></p>
 <p>E420</p>	<p>E420 PS SPACER ARM</p>	<p>E420 <i>Ventura</i></p>
 <p>E 4 6 9</p>	<p>E469 5/2 VALVE 24VDC G1/8 (REPLACED BY P985-KIT)</p>	<p>E469 <i>Ventura</i> WRIGHTBUS ECLIPSE SD PS + GEMINI DD PS + STREETCAR PS, ADL E300 SD IG3 + E400 DD IG3/PS, EAST LANCS SD IG3/PS, MCV SD EVOLUTION PS</p>
	<p>E470 5/2 INTERLOCK VALVE (REPLACED BY Q003-KIT)</p>	<p>E470 <i>Ventura</i> WRIGHTBUS ECLIPSE SD PS + GEMINI DD PS + STREETLITE SD PS, ADL E200 SD PS + E300 SD IG3 + E400 DD IG3/PS, PLAXTON PRESIDENT DD PS, EAST LANCS SD IG3/PS + OLYMPUS DD IG3/PS, OPTARE SD VERSA PS + TEMPO PS, MCV SD EVOLUTION PS</p>
	<p>E508 END PLATE LEFT WELD ASSY</p>	<p>E508 <i>Ventura</i></p>
 <p>E 5 1 5</p>	<p>E515 CONNECTING ROD M8x50 ASSY</p>	<p>E515 <i>Ventura</i> WRIGHTBUS ECLIPSE SD + STREETCAR, ADL E200 SD, PLAXTON PRESIDENT DD, OPTARE SD TEMPO, POLISH SCANIA OMNICITY DD</p>

	<p>E529 Ø10 GUIDE ROLLER LR 200 2RSR PS OD=30x9</p>	<p>E529 <i>Ventura</i> WRIGHTBUS NBFL DD PS</p>
	<p>E820 Ø32x895 ASSY RODLESS CYLINDER (PS) TDS REFURB SERVICE = E820-RK</p> <p># BASE CYLINDER = E328 # SEAL REPAIR KIT = K586</p>	<p>E820 <i>Ventura</i> WRIGHTBUS ECLIPSE SD PS + GEMINI DD PS (LATER) + STREETLITE SD PS + STREETCAR PS, OPTARE TEMPO SD PS</p>
	<p>E875 CABLE LOOM DD WRIGHT</p>	<p>E875 <i>Ventura</i> WRIGHTBUS GEMINI DD</p>
	<p>E971 TUBE RESTRICTOR 6>4 (1.5mm)</p>	<p>E971 <i>Ventura</i> ADL E400 DD, PLAXTON PRESIDENT DD, POLISH SCANIA OMNICITY DD</p>
	<p>F017 CABLE CHT46 (FOR CAPTRON BUTTONS)</p> <p>SUPPLIED WITH Q149-KIT</p>	<p>F017 <i>Ventura</i></p>
	<p>F070 WABCO PNEUMATIC CONTROL ASSY MTS</p>	<p>F070 <i>Ventura</i> WRIGHTBUS ECLIPSE SD + GEMINI DD + STREETCAR, OPTARE SD VERSA + TEMPO</p>
	<p>F168 RODLESS CYLINDER (PS) 32x730 ASSY</p> <p>TDS REFURB SERVICE = F168-RK # SEAL REPAIR KIT = K587</p>	<p>F168 <i>Ventura</i> WRIGHTBUS GEMINI DD</p>






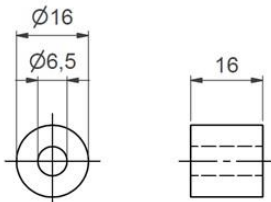

	<p>F169 CONNECTING ROD M8x75 ASSY</p>	<p>F169 <i>Ventura</i> WRIGHTBUS GEMINI DD</p>
	<p>F170 CONNECTING ROD M8x120 ASSY</p>	<p>F170 <i>Ventura</i> WRIGHTBUS GEMINI DD</p>
	<p>F230 CONNECTING ROD M8x90 ASSY</p>	<p>F230 <i>Ventura</i> WRIGHTBUS GEMINI DD</p>
	<p>F184 EMERGENCY VALVE ASSY 6mm Push in Con's</p>	<p>F184 <i>Ventura</i> WRIGHTBUS ECLIPSE SD + GEMINI DD, ADL E400 DD, PLAXTON PRESIDENT DD, EAST LANCS SD + OLYMPUS DD, MCV SD EVOLUTION, POLISH SCANIA OMNICITY DD</p>
	<p>F316 TUBE RESTRICTOR 8>6 (1.3mm)</p>	<p>F316 <i>Ventura</i> WRIGHTBUS GEMINI DD</p>
	<p>F406 6PIN CONNECTOR MALE</p>	<p>F406 <i>Ventura</i></p>
	<p>F407 6PIN CONNECTOR FEMALE</p>	<p>F407 <i>Ventura</i></p>
	<p>F424 CABLE LOOM PS WABCO</p>	<p>F424 <i>Ventura</i> WRIGHTBUS ECLIPSE SD + STREETCAR + NBFL DD, OPTARE SD VERSA + TEMPO</p>
	<p>F586 TUBE RESTRICTOR 6>4 (1.3mm)</p>	<p>F586 <i>Ventura</i> WRIGHTBUS ECLIPSE SD + NBFL DD, ADL E200 SD + E400 DD, EAST LANCS OLYMPUS DD, OPTARE SD VERSA, MCV SD EVOLUTION, NFBL PS</p>

	<p>F689 WABCO PNEUMATIC CONTROL ASSY MTS ASSY</p>	<p>F689 <i>Ventura</i> POLISH SCANIA OMNICITY DD</p>
	<p>F913 DOORSHAFT ADJ BRKT LH</p>	<p>F913 <i>Ventura</i></p>
	<p>F914 DOORSHAFT ADJ BRKT RH</p>	<p>F914 <i>Ventura</i></p>
	<p>F922 RODLESS CYLINDER (PS) 32x795 ASSY</p> <p>TDS REFURB SERVICE = F922-RK # SEAL REPAIR KIT = K585</p>	<p>F922 <i>Ventura</i> POLISH SCANIA OMNICITY DD</p>
 <p>F975</p>	<p>F975 DISABLED BLUE ILLUMINATED BUTTON (DOUBLE GLAZE)</p>	<p>F975 <i>Ventura</i> WRIGHTBUS STREETCAR</p>
 <p>F995</p>	<p>F995 MICROSWITCH N31075</p>	<p>F995 <i>Ventura</i> WRIGHTBUS STREETCAR</p>
 <p>G020</p>	<p>G020 OPEN GREEN ILLUMINATED BUTTON (SINGLE GLAZE)</p>	<p>G020 <i>Ventura</i> WRIGHTBUS STREETCAR</p>

	<p>G208 CABLE LOOM PS WABCO MTS</p>	<p>G208 <i>Ventura</i> POLISH SCANIA OMNICITY DD</p>
	<p>G525 WABCO VALVE ASSY</p>	<p>G525 <i>Ventura</i> PLAXTON PRESIDENT DD</p>
	<p>G528 CABLE LOOM PS WABCO DD</p>	<p>G528 <i>Ventura</i> EAST LANCS OLYMPUS DD</p>
	<p>G714 Y CONNECTOR 6mm</p>	<p>G714 <i>Ventura</i> WRIGHTBUS PS2</p>
	<p>G811 OR-VALVE</p>	<p>G811 <i>Ventura</i> WRIGHTBUS STREETLITE SD, BLUEBIRD SD RS</p>
	<p>G907 EMERGENCY OPEN RAISED BUTTON PNEUMATIC</p>	<p>G907 <i>Ventura</i> OPTARE SD VERSA + TEMPO</p>
	<p>G914 OR VALVE G1/8/4 ASSY</p>	<p>G914 <i>Ventura</i> ADL E400 DD, OPTARE SD VERSA + TEMPO</p>
	<p>G920 RODLESS CYLINDER ASSY</p>	<p>G920 <i>Ventura</i></p>


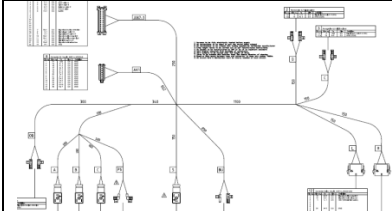
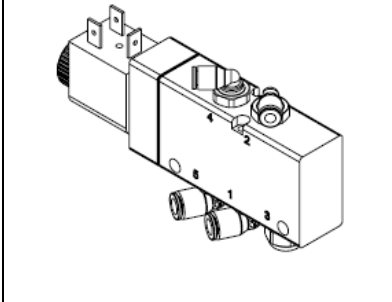
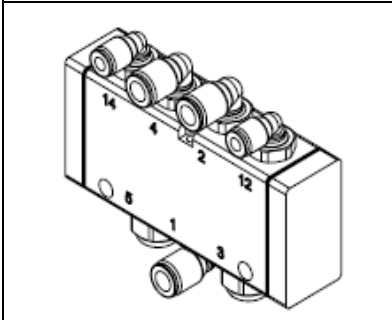

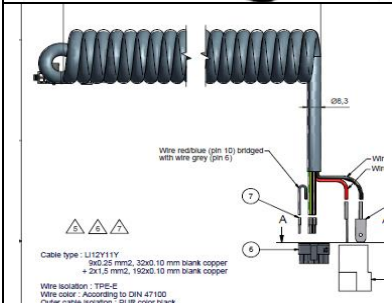
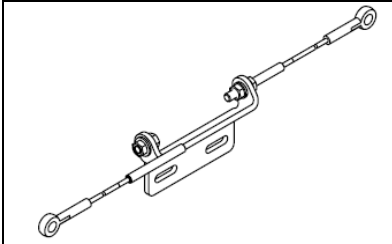
	<p>G926 (F060) WABCO PNEUMATIC CONTROL ASSY MTS ASSY STEEL FITTINGS</p>	<p>G926 (F060) <i>Ventura</i> WRIGHTBUS GEMINI DD PS, POLISH SCANIA OMNICITY DD IG3</p>
	<p>H036 DRIVE BRACKET ASSY # BEARING BUSH = D107</p>	<p>H036 <i>Ventura</i></p>
	<p>H080 CONNECTING ROD END M8</p>	<p>H080 <i>Ventura</i> WRIGHTBUS PS2</p>
	<p>H110 PIN</p>	<p>H110 <i>Ventura</i></p>
	<p>H132 POTENTIOMETER PLATE</p>	<p>H132 <i>Ventura</i></p>
	<p>H227 DOORSHAFT ADJ BRACKET RH</p>	<p>H227 <i>Ventura</i></p>

	<p>H228 DOORSHAFT ADJ BRACKET LH</p>	<p>H228 <i>Ventura</i></p>
	<p>H549 DOOR ARM LEFT PS</p>	<p>H549 <i>Ventura</i> EASTLANCS SD</p>
	<p>H618 WIRING LOOM IG3 WRIGHT</p>	<p>H618 <i>Ventura</i> POLISH SCANIA OMNICITY DD, NBFL IG4</p>
	<p>H694 DRIVERS DOUBLE FLUSH BUTTON PNEUMATIC</p>	<p>H694 <i>Ventura</i> WRIGHTBUS NBFL DD, OPTARE SD VERSA, NBFL DD IG4, NBFL IG4 PLAT, NBFL IG4 PS</p>
	<p>H877 5/2 BI-STABLE VALVE JMFH-5-1/8-B ASSY</p>	<p>H877 <i>Ventura</i> WRIGHTBUS DD KMB</p>
	<p>H895 MINI CYLINDER ESN-25-25-P</p>	<p>H895 <i>Ventura</i></p>
	<p>H902 CABLE LOOM SHELF PLATE SPOTLIGHT</p>	<p>H902 <i>Ventura</i> WRIGHTBUS NBFL DD</p>

 <p style="text-align: center;">I026</p>	<p style="text-align: center;">I026 TUBE RESTRICTOR 6>4 (1.7mm)</p>	<p style="text-align: center;">I026 <i>Ventura</i> BLUEBIRD SD RS</p>
	<p style="text-align: center;">I226 ELECTRIC PUSHBUTTON NO</p>	<p style="text-align: center;">I226 <i>Ventura</i> WRIGHTBUS STREETLITE IGE ADL E200 EV</p>
	<p style="text-align: center;">I366 DOOR ARM LEFT PS</p>	<p style="text-align: center;">I366 <i>Ventura</i> ADL E400</p>
	<p style="text-align: center;">I367 DOOR ARM RIGHT PS</p>	<p style="text-align: center;">I367 <i>Ventura</i> ADL E400</p>
 <p style="text-align: center;">I371</p>	<p style="text-align: center;">I371 OVERCENTRE SOFT STOPPER ASSEMBLY</p>	<p style="text-align: center;">I371 <i>Ventura</i></p>
	<p style="text-align: center;">I369 SOFT STOP BUSH PU $\phi 16 \phi 6,5$ L=16</p>	<p style="text-align: center;">I369 <i>Ventura</i></p>
	<p style="text-align: center;">I470 EMERGENCY OPEN RAISED BUTTON PNEU (N/O) # VALVE = L169 < EARLIER VERSION</p>	<p style="text-align: center;">I470 <i>Ventura</i> POLISH SCANIA OMNICITY DD IG3/PS</p>

	<p>I486 RODLESS CYLINDER (PS) 32x795 ASSY</p> <p>TDS REFURB SERVICE = I486-RK # SEAL REPAIR KIT = K585</p>	<p>I486 <i>Ventura</i> ADL E200 SD + E400 DD, EAST LANCS SD, OPTARE VERSA SD, MCV EVOLUTION SD</p>
	<p>I500 CONTROL PLATE (REV 8)</p>	<p>I500 <i>Ventura</i></p>
	<p>I523 CABLE LOOM PS ADL E200</p>	<p>I523 <i>Ventura</i> ADL E200 SD, E400 DD</p>
	<p>I662 MINI CYLINDER R1012-0025 RB</p>	<p>I662 <i>Ventura</i> POLISH SCANIA OMNICITY DD</p>
	<p>I741 ADAPTER BRACKET ASSY LH</p>	<p>I741 <i>Ventura</i></p>
	<p>I801 ADAPTER BRACKET ASSY RH</p>	<p>I801 <i>Ventura</i></p>
	<p>I823 EMERGENCY OPEN FLUSH BUTTON ELECTRIC & PNEUMATIC</p>	<p>I823 <i>Ventura</i> ADL E400 DD</p>

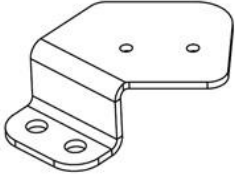

	<p>I824 DOUBLE BUTTON – ELECTRIC & PNEUMATIC OPEN/CLOSE</p>	<p>I824 <i>Ventura</i> ADL E400 DD, OPTARE SD VERSA + TEMPO</p>
	<p>I826 FILTER REGULATOR ASSY 8mm Push in Con's</p>	<p>I826 <i>Ventura</i> <i>Replaced by Q066</i> ADL E400 DD, OPTARE SD TEMPO</p>
	<p>I830 PS CONNECTOR ROD</p>	<p>I830 <i>Ventura</i> ADL E200 SD + E400 DD, OPTARE SD VERSA, POLISH SCANIA OMNICITY DD</p>
	<p>I835 BUTTON CAPTRON BLUE DISABLED (WALL MOUNT)</p>	<p>I835 <i>Ventura</i></p>
	<p>I883 WABCO PNEUMATIC ASSY - MTS</p>	<p>I883 <i>Ventura</i> WRIGHTBUS NBFL DD, ADL E200 SD + E400 DD, MCV SD EVOLUTION</p>
	<p>I898 INTERNAL EMERGENCY BUTTON PNEUMATIC</p>	<p>I898 <i>Ventura</i></p>
	<p>I994 BUTTON EAO 1 SIDE GREY WC # OCT14 - REPLACED BY Q149-KIT</p>	<p>I994 <i>Ventura</i> MCV SD EVOLUTION PS</p>

	<p>Q149-KIT BUTTON CAPTRON 1 SIDE GREY WC</p> <p># REPLACES I994</p>	<p>Q149+F017 <i>Ventura</i> MCV SD EVOLUTION PS</p>
	<p>J087 CABLE LOOM</p>	<p>J087 <i>Ventura</i> MCV SD EVOLUTION</p>
	<p>J089 5/2 VALVE 24VDC G1/8 SUB</p>	<p>J089 <i>Ventura</i> POLISH SCANIA OMINCITY DD</p>
	<p>J090 5/2 VALVE BI-STABLE PNEU. ASSY</p>	<p>J090 <i>Ventura</i> POLISH SCANIA OMINCITY DD</p>
	<p>J097 12V SOLENOID COIL MSFG-12-OD</p>	<p>J097 <i>Ventura</i></p>
 <p>Wire red/blue (pin 1) bridged with wire grey (pin 5)</p> <p>Cable type - U12Y11Y 9x0.25 mm², 32x0.10 mm blank copper + 2x1.5 mm², 192x0.10 mm blank copper</p> <p>Wire isolation - TPE-E Wire color - According to DIN 47100 Outer cable isolation - PURH color black</p>	<p>J278 SPIRAL CABLE ASSY</p>	<p>J278 <i>Ventura</i> BLUEBIRD SD RS</p>
	<p>J400 CABLE 1314mm ASSY</p>	<p>J400 <i>Ventura</i> WRIGHTBUS ECLIPSE SD + STREETCAR, OPTARE SD TEMPO</p>

 <p>J407</p>	<p>J407 CABLE 1214mm ASSY</p>	<p>J407 <i>Ventura</i> OPTARE SD VERSA</p>
 <p>J463</p>	<p>J463 SLOW-START VALVE (8mm con) to 2x6mm Fittings</p>	<p>J463 <i>Ventura</i> BLUEBIRD SD RS</p>
 <p>J618</p>	<p>J618 DOUBLE FLUSH BUTTON PNEUMATIC</p>	<p>J618 <i>Ventura</i> WRIGHTBUS NBFL DD</p>
	<p>J684 SUPERSEAL TOP BRUSH (F416-1500)</p>	<p>J684 <i>Ventura</i> ADL E400 PS</p>
	<p>J796 PS CABLE ROLLER ASSY (A841+B471)</p>	<p>J796 <i>Ventura</i></p>
	<p>J995 CABLE LOOM PS SCANIA</p>	<p>J995 <i>Ventura</i> POLISH SCANIA OMNICITY DD</p>
 <p>K437</p>	<p>K437 ROLLER ASSY RODLESS CYL (D134+D136)</p>	<p>K437 <i>Ventura</i></p>

	<p>K581 CONNECTING ROD END M8</p>	<p>K581 <i>Ventura</i> WRIGHTBUS PS2</p>
	<p>K585, K586, K587 REPAIR KIT – VS PKR RODLESS CYLINDERS 32x795, 32x895, 32x730 I486/F922, E820, F168</p>	<p>K585, K586, K587 <i>Ventura</i></p>
	<p>K651 LINEAR BEARING 30mm KS30-B-PP</p>	<p>K651 <i>Ventura</i> WRIGHTBUS PS2</p>
	<p>K962-001 DOOR SEAL MIDDLE L=2200mm</p>	<p>K962-001 <i>Ventura</i> WRIGHTBUS PS2</p>
	<p>K962-002 DOOR SEAL LEFT L=2200mm</p>	<p>K962-002 <i>Ventura</i> WRIGHTBUS PS2</p>
	<p>K962-003 DOOR SEAL RIGHT L=2200mm</p>	<p>K962-003 <i>Ventura</i> WRIGHTBUS PS2</p>
	<p>K992 Ø30 PS ROLLER ASSY OD=30x15. ID=10 (A841+B442)</p>	<p>K992 <i>Ventura</i></p>

	<p>L062 EMERGENCY BUTTON EXTERIOR COVER</p>	<p>L062 <i>Ventura</i> BLUEBIRD SD RS, NBFL RS</p>
 <p>L063</p>	<p>L063 EMERGENCY BUTTON INTERIOR COVER</p>	<p>L063 <i>Ventura</i> BLUEBIRD SD RS</p>
	<p>L312 MICROSWITCH ELEC</p>	<p>L312 <i>Ventura</i> BLUEBIRD RS & WRIGHTBUS NBFL PLAT, NBFL PS, NBFL RS</p>
	<p>L317 CABLE LOOM ADAPTER 2-12 POLE</p>	<p>L317 <i>Ventura</i> WRIGHTBUS PS2, NBFL RS</p>
	<p>L538 PLATE PLAIN BEARING</p>	<p>L538 <i>Ventura</i></p>
	<p>L876 EMERGENCY BUTTON</p>	<p>L876 <i>Ventura</i> BLUEBIRD SD RS</p>
	<p>M001</p>	<p>M001 <i>Ventura</i></p>

	<p>M049 MICROSWITCH BRACKET</p>	<p>M049 <i>Ventura</i></p>
	<p>M466 5/2 BI-STABLE 12VDC</p>	<p>M466 <i>Ventura</i> BLUEBIRD SD RS</p>
	<p>M468 CABLE LOOM</p>	<p>M468 <i>Ventura</i> BLUEBIRD SD RS</p>
	<p>M491 PUSHBUTTON + RUBBER SEAL</p>	<p>M491 <i>Ventura</i> BLUEBIRD SD RS</p>
	<p>M492 COVER OUTSIDE BUTTON (GREEN)</p>	<p>M492 <i>Ventura</i> BLUEBIRD SD RS</p>
	<p>M494 PUSHBUTTON GREEN ELECTRIC</p>	<p>M494 <i>Ventura</i> BLUEBIRD SD RS</p>
	<p>M756 CONNECTOR BRACKET 22 POLE</p>	<p>M756 <i>Ventura</i> WRIGHTBUS PS2</p>

	<p>M691 ELBOW CONNECTOR 6-1/4 (LATER RODLESS CYLINDERS)</p> <p>* UPGRADE TO PART G915</p>	<p>M691 <i>Ventura</i></p>
	<p>M971 (M979) EMERGENCY OPEN BUTTON N/C PNEUMATIC/ELECTRIC</p>	<p>M971 <i>Ventura</i> WRIGHTBUS NBFL DD, NBFL IG4, NBFL IG4 PLAT, NBFL PS</p>
	<p>M979 BUTTON EMERGENCY YELLOW PNEU NC + ELEC</p>	<p>M979 <i>Ventura</i> WRIGHTBUS NBFL DD, NBFL IG4, NBFL IG4 PLAT, NBFL PS</p>
	<p>N427 PIVOT POINT</p>	<p>N427 <i>Ventura</i> WRIGHTBUS PS2</p>
	<p>N670 SPIRAL CABLE D-40 14 COILS IG4 ASSY</p>	<p>N670 <i>Ventura</i> WRIGHTBUS GEMINI DD PS2.1, NBFL DD IG4 PLAT, STREETLITE, NBFL PS</p>
	<p>O101 BEARING BUSH POTENTIOMETER</p>	<p>O101 <i>Ventura</i></p>
	<p>O102 POTENTIOMETER BUSH IG4</p>	<p>O102 <i>Ventura</i></p>


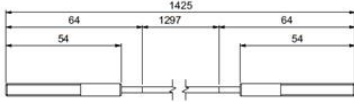

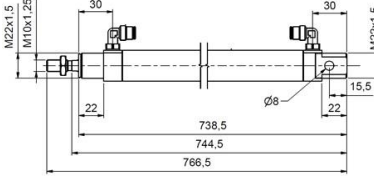
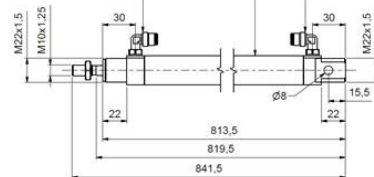



	<p>O500 SPIRAL CABLE ASSY</p>	<p>O500 <i>Ventura</i> WRIGHTBUS + ADL PS2 (Later Models)</p>
	<p>O574 CABLE 1234mm ASSY</p>	<p>O574 <i>Ventura</i> WRIGHTBUS NBFL DD, NBFL PS</p>
	<p>O578 CYLINDER 32 x 815 RODLESS SUB</p>	<p>O578 <i>Ventura</i> WRIGHTBUS NBFL DD, NBFL PS</p>
	<p>O697 SOFT STOP ASSY</p>	<p>O697 <i>Ventura</i></p>
	<p>O699 SOFT STOPPER ASSY</p>	<p>O699 <i>Ventura</i></p>
	<p>P532 ELBOW CONNECTOR DIA 6 G1-8</p>	<p>P532 <i>Ventura</i> WRIGHTBUS PS2</p>
	<p>P535 SOLENOID 24VDC DIN B U77</p>	<p>P535 <i>Ventura</i> WRIGHTBUS PS2</p>

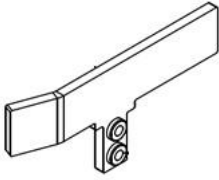


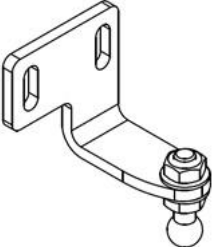
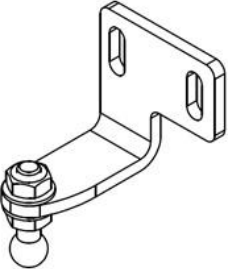
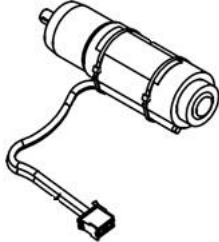

	<p>P563 (K005/K006) FILTER REGULATOR ASSY 6mm CONNECTIONS</p>	<p>P563 <i>Ventura</i> PNE303UG-07 <i>TDS</i> WRIGHTBUS NBFL DD, OPTARE SD VERSA, BLUEBIRD SD RS</p>
	<p>P985 5/2 VALVE MONO-STABLE (>2013) REPLACES E469 NEEDS CONV KIT S061</p>	<p>P985 <i>Ventura</i> WRIGHTBUS ECLIPSE SD PS + GEMINI DD PS + STREETCAR PS, ADL E300 SD IG3 + E400 DD IG3/PS, EAST LANCS SD IG3/PS, MCV SD EVOLUTION PS</p>
	<p>Q003 5/2 VALVE MONO-STABLE KM/H INTERLOCK (>2013) REPLACING E470 NEEDS CONV KIT S061</p>	<p>Q003 <i>Ventura</i> WRIGHTBUS NBFL DD IG4 PLAT, NBFL PS, NBFL RS</p>
	<p>Q066 FILTER REGULATOR ASSY 8mm CONNECTIONS</p>	<p>Q066 <i>Ventura</i> PNE303UG-08 <i>TDS</i> ADL & OPTARE PS</p>
	<p>Q160 FILTER REGULATOR ASSY (NO FITTINGS) # PART OF Q066</p>	<p>Q160 <i>Ventura</i> PNE303U-01 <i>TDS</i> ADL & OPTARE PS</p>
	<p>Q149-KIT (P661) BUTTON CAPTRON 1 SIDE GREY WC # REPLACES I994</p>	<p>P661 <i>Ventura</i> MCV SD EVOLUTION PS</p>
	<p>Q330 5/2 VALVE 24V DC ASSY (2x4mm & 2x 6mm elbow)</p>	<p>Q330 <i>Ventura</i> CAETANO IG4 ADL E200 EV</p>

	<p>Q632 Elec Actuator 32x1065</p>	<p>Q632 <i>Ventura</i></p>
	<p>R643 CYLINDER 32-RS1100 LH</p>	<p>R643 <i>Ventura</i> BLUEBIRD SD RS</p>
	<p>S061 RETRO FIXING KIT FOR ADDING VALVE Q003 (P985) TO OR REPLACING E470 (E469)</p>	<p>S061 <i>Ventura</i></p>
	<p>S878 CONNECTING ROD M8</p>	<p>S878 <i>Ventura</i> WRIGHTBUS PS2</p>
	<p>S882 CYLINDER 27M2A032A0105</p>	<p>S882 <i>Ventura</i> WRIGHTBUS PS2</p>
	<p>S930 CYLINDER BRACKET</p>	<p>S930 <i>Ventura</i></p>
	<p>S933 SIDE PLATE L</p>	<p>S933 <i>Ventura</i> WRIGHTBUS PS2</p>

	<p>S957 PS2 CYLINDER 25x604</p>	<p>S957 <i>Ventura</i></p>
	<p>T129 DOOR CONTROLLER</p>	<p>T129 <i>Ventura</i></p>
	<p>T500 CONNECTION ROD M8</p>	<p>T500 <i>Ventura</i> WRIGHTBUS PS2</p>
	<p>T778 GUIDE SHAFT END STOP</p>	<p>T778 <i>Ventura</i></p>
	<p>T896 CONNECTING ROD M8x50 ASSY</p>	<p>T896 <i>Ventura</i> WRIGHTBUS NBFL DD</p>
	<p>U839 CABLE LOOM ADAPTER PS</p>	<p>U839 <i>Ventura</i> WRIGHTBUS PS2</p>
	<p>VA0134 OVERCENTRE SOFT STOPPER</p>	<p>VA0134 <i>Ventura</i></p>

	<p>VA0203 LH END PIECE</p>	<p>VA0203 <i>Ventura</i></p>
	<p>VA0204 RH END PIECE</p>	<p>VA0204 <i>Ventura</i></p>
	<p>VA0633 Roller Guiding Shaft</p>	<p>VA0633 <i>Ventura</i></p>
	<p>VA0634 Bearing Bush GSM</p>	<p>VA0634 <i>Ventura</i></p>
	<p>VA0739 PS2 SPIRAL CABLE ASSY</p>	<p>VA0571 <i>Ventura</i> WRIGHTBUS & ADL PS2</p>
	<p>VA0772 Guide Ring Spiral Cable</p>	<p>VA0772 <i>Ventura</i></p>
	<p>VA0912 PS ROLLER BRACKET</p> <p># USED WITH ROLLER E529 # ROLLER BOLT = VA0557</p>	<p>VA0912 <i>Ventura</i></p>
	<p>VA0946 SHAFT COUPLER 10-12 (PSE)</p>	<p>VA0946 <i>Ventura</i> ADL E200 EV</p>

	<p>VA0948 SPINDLE NUT</p>	<p>VA0948 <i>Ventura</i></p>
	<p>VA1035 PS2 CABLE 1425</p>	<p>VA1035 <i>Ventura</i></p>
	<p>VA1109 MOUNTING PLATE SPINDLE NUT</p>	<p>VA1109 <i>Ventura</i></p>
	<p>VA1280 PS2 CYLINDER ASSY 1200 STROKE 625</p>	<p>VA1280 <i>Ventura</i> ADL E200 EV & MMC</p>
	<p>VA1283 PS2 CYLINDER ASSY 1350 STROKE 700</p>	<p>VA1283 <i>Ventura</i> MCV EVOSETI</p>
	<p>VA1588 SWITCH CAM SHAFT 12mm # SECURING SCREW = A210</p>	<p>VA1588 <i>Ventura</i> WB GEMINI DD PS2</p>
	<p>VA1617 Bush 12-05 L=16</p>	<p>VA1617 <i>Ventura</i></p>
	<p>VA2778 Bearing Bush GFM</p>	<p>VA2778 <i>Ventura</i></p>

	<p>VA3038 SWITCH PLATE ASSY</p>	<p>VA3038 <i>Ventura</i></p>
	<p>VA3191 DOORSHAFT BRKT LH ASSY 28MM</p>	<p>VA3191 <i>Ventura</i></p>
	<p>VA3192 DOORSHAFT BRKT RH ASSY 28MM</p>	<p>VA3192 <i>Ventura</i></p>
	<p>VA3289 DOORSHAFT ADJ BRKT LH ASSY</p>	<p>VA3289 <i>Ventura</i></p>
	<p>VA3290 DOORSHAFT ADJ BRKT RH ASSY</p>	<p>VA3290 <i>Ventura</i></p>
	<p>VA3594 PSE DRIVE UNIT PERFORMAX 52.1 24V</p>	<p>VA3594 <i>Ventura</i> ADL E200 EV</p>
	<p>VA6346 12V LATCHING RELAY</p>	<p>VA6346 <i>Ventura</i> MELLOR ORION RS</p>

	<p>VA7226 DOOR CONTROLLER – ADL IGE</p> <p>VA7228 DOOR CONTROLLER – ADL PSE</p>	<p>VA7226 <i>Ventura</i></p> <p>VA7228 <i>Ventura</i></p> <p>ADL E200 EV</p>
	<p>VA7269 ELBOW CONNECTOR 6-1/4 (LATEST RODLESS CYLINDERS)</p> <p>* SEP16 >REPLACEMENT FOR M691/G915</p>	<p>VA7269 <i>Ventura</i></p>
	<p>VA8529 PLATE SPINDLE NUT</p>	<p>VA8529 <i>Ventura</i></p>
	<p>VA8634 PS2 CABLE 1560</p>	<p>VA8634 <i>Ventura</i></p> <p>WB DD PS2, ADL E200EV</p>
	<p>VA8946 PS2 CYLINDER ASSY 1270</p>	<p>VA8946 <i>Ventura</i></p>
	<p>VB2107 ELECTROMOTOR 24VDC</p> <p># REPLACES S996</p>	<p>VB2107 <i>Ventura</i></p> <p>ADL E200 EV PSE</p>
	<p>VB2226 BUTTON COVER GREY INTERNAL</p>	<p>VB2226 <i>Ventura</i></p>

	<p>VB2533 LH END PIECE</p>	<p>VB2533 <i>Ventura</i></p>
	<p>VB2568 RH END PIECE</p>	<p>VB2568 <i>Ventura</i></p>
	<p>VC0950 OBSTRUCT TEST TOOL</p>	<p>VC0950 <i>Ventura</i></p>
	<p>VC1128 POTENTIOMETER</p>	<p>VC1128 <i>Ventura</i></p>