

TDS PRODUCT IMAGE SHEET >

**VENTURA – PLUG SLIDER – DOOR LEAVES & SHAFTS**

Image	TDS Part Number & Description	OE Part Numbers (WHERE FITTED)
	<p><b>A441</b></p>	<p><b>A441</b> Ventura</p>
	<p><b>A764</b> NUT DIN 934 M6 ZP</p>	<p><b>A764</b> Ventura</p>
	<p><b>A889</b></p>	<p><b>A889</b> Ventura</p>
	<p><b>B688</b> PIVOT BOLT 16xM10 (PS)</p>	<p><b>B688</b> Ventura</p>
	<p><b>B689</b> SHAFT BEARING BUSH IB=16.5. OD=21-23 LG=24. F= Ø 30x3.0</p>	<p><b>B689</b> Ventura (PS DOORSHAFT)</p>



	<p><b>B706</b> BOLT M10x40 ZP</p>	<p><b>B706</b> <i>Ventura</i></p>
	<p><b>B750-372</b> VERTICAL DOOR PROFILE PS ELC</p>	<p><b>B750-372</b> <i>Ventura</i></p>
	<p><b>C199</b> PLASTIC HANDLE</p>	<p><b>C199</b> <i>Ventura</i></p>
	<p><b>C363</b> <i>Ventura</i> <b>FIT015B</b> 6mm EQUAL TEE</p>	<p><b>203731</b> <i>Peters</i> <b>060010</b> <i>Deans</i> <b>C363</b> <i>Ventura</i></p>
	<p><b>C492</b> VIBRATION DAMPER 20x15</p>	<p><b>C492</b> <i>Ventura</i></p>
	<p><b>C670</b> GLASS SEALING TAPE 3x9 BLACK</p>	<p><b>C670</b> <i>Ventura</i></p>
	<p><b>C924</b> PS CATCH PIN</p>	<p><b>C924</b> <i>Ventura</i> <b>WRIGHTBUS GEMINI DD (OLDER)</b></p>

<p>C965</p>	<p><b>C965</b> CATCH BLOCK (OLD PS)</p>	<p><b>C965</b> <i>Ventura</i></p>
	<p><b>D251-002</b> PS U-FRAME RUBBER PROFILE TOP &amp; SIDE</p>	<p><b>D251-002</b> <i>Ventura</i></p>
	<p><b>D273-001</b> DOOR SEAL MIDDLE (PS) 2200L NO CUTOUT</p>	<p><b>D273-001</b> <i>Ventura</i></p>
	<p><b>D273-002</b> DOOR SEAL MIDDLE (PS) 2200L LEFT CUTOUT</p>	<p><b>D273-002</b> <i>Ventura</i></p>
	<p><b>D273-003</b> DOOR SEAL MIDDLE (PS) 2200L RIGHT CUTOUT</p>	<p><b>D273-003</b> <i>Ventura</i></p>
	<p><b>D331-???</b> SENSITIVE EDGE STRIPS</p> <p># SEE CATEGORY ELECTRICAL SHEET FOR VEHICLE SPECIFIC SIZES &amp; P/Ns</p>	<p><b>D331-???</b> <i>Ventura</i></p>
	<p><b>D373</b> BRUSH HOLDER ASSY 544x50 PREDRILLED</p>	<p><b>D373</b> <i>Ventura</i> WRIGHTBUS GEMINI DD</p>

 <p>D452</p>	<p><b>D452</b> BOLT DIN 933 M8x12 ZP</p>	<p><b>D452</b> <i>Ventura</i></p>
 <p>D525</p>	<p><b>D525</b> BOTTOM SUPPORT LEFT</p>	<p><b>D525</b> <i>Ventura</i></p>
 <p>D526</p>	<p><b>D526</b> BOTTOM SUPPORT RIGHT</p>	<p><b>D526</b> <i>Ventura</i></p>
 <p>D528</p>	<p><b>D528</b> DOORSAFT ADJUST BRACKET LEFT 28mm</p>	<p><b>D528</b> <i>Ventura</i></p>
 <p>D539</p>	<p><b>D539</b> SCREW TORX T50 M12x30 BLK</p>	<p><b>D539</b> <i>Ventura</i></p>
 <p>D545</p>	<p><b>D545</b> CATCH PIN ON PLATE LEFT (CATCH BLOCK = D803)</p>	<p><b>D545</b> <i>Ventura</i> WRIGHTBUS GEMINI DD (OLDER)</p>
 <p>D546</p>	<p><b>D546</b> CATCH PIN ON PLATE RIGHT (CATCH BLOCK = D803)</p>	<p><b>D546</b> <i>Ventura</i> WRIGHTBUS GEMINI DD (OLDER)</p>

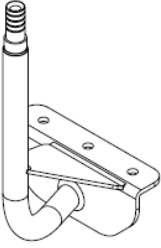
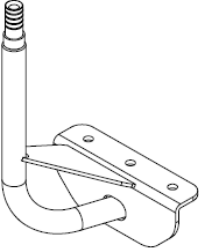


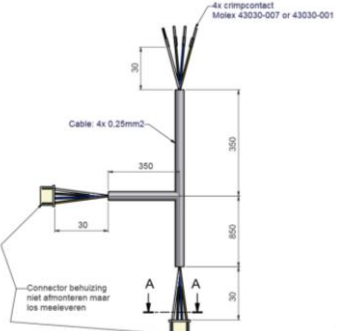

 <p>D551</p>	<p><b>D551</b> ROLLER SPACER</p>	<p><b>D551</b> <i>Ventura</i></p>
 <p>D552</p>	<p><b>D552</b> DOORSHAFT ROLLER ASSY (LOWER ARM)</p>	<p><b>D552</b> <i>Ventura</i></p>
 <p>D704</p>	<p><b>D704</b> DOORSHAFT ADJUSTING BRACKET</p>	<p><b>D704</b> <i>Ventura</i></p>
 <p>D760</p>	<p><b>D760</b> SPACER 16/10 PS</p>	<p><b>D760</b> <i>Ventura</i></p>
 <p>D802</p>	<p><b>D802</b> BOTTOM SUPPORT BRACKET RH</p>	<p><b>D802</b> <i>Ventura</i></p>
 <p>D803</p>	<p><b>D803</b> LOCATING BUSH (FOR CATCH PIN E096/7)</p>	<p><b>D803</b> <i>Ventura</i></p>
 <p>D870</p>	<p><b>D870</b> SK LOCKING DISK SPRING M8</p>	<p><b>D870</b> <i>Ventura</i></p>

	<p><b>D978</b> SPACER SHAFT</p>	<p><b>D978</b> <i>Ventura</i></p>
	<p><b>E089</b> PLATE</p>	<p><b>E089</b> <i>Ventura</i></p>
	<p><b>E096</b> CATCH PIN PLATE RH (CATCHER BLOCK = D803)</p>	<p><b>E096</b> <i>Ventura</i> WRIGHTBUS ECLIPSE SD + GEMINI DD (LATER) + STREETCAR, ADL E200 SD + E400 DD, EAST LANCS SD + OLYMPUS DD, MCV SD EVOLUTION, POLISH SCANIA OMNICITY DD</p>
	<p><b>E097</b> CATCH PIN PLATE RH (CATCHER BLOCK = D803)</p>	<p><b>E097</b> <i>Ventura</i> WRIGHTBUS ECLIPSE SD + GEMINI DD (LATER) + STREETCAR, ADL E200 SD + E400 DD, EAST LANCS SD + OLYMPUS DD, MCV SD EVOLUTION, POLISH SCANIA OMNICITY DD</p>
	<p><b>E121</b> BOTTOM SUPPORT ASSY LEFT</p>	<p><b>E121</b> <i>Ventura</i> ADL E200 SD + E400 DD, MCV SD EVOLUTION</p>
	<p><b>E122</b> BOTTOM SUPPORT ASSY RIGHT (PS)</p>	<p><b>E122</b> <i>Ventura</i> ADL E200 SD + E400 DD, MCV SD EVOLUTION</p>
	<p><b>E126</b> CONNECTOR MOLEX RECEPTACLE (USED WITH SENS EDGES)</p>	<p><b>E126</b> <i>Ventura</i></p>

	<p><b>E127</b> CONNECTOR MOLEX (SENS EDGE LOOM)</p>	<p><b>E127</b> <i>Ventura</i></p>
	<p><b>E135</b> CONTACT MOLEX FEMALE</p>	<p><b>E135</b> <i>Ventura</i></p>
	<p><b>E136</b> CONTACT MOLEX MALE</p>	<p><b>E136</b> <i>Ventura</i></p>
	<p><b>E240</b> NUT 3xD M5</p>	<p><b>E240</b> <i>Ventura</i></p>
	<p><b>E241</b> SCREW DIN 963 M5x25 BLACK</p>	<p><b>E241</b> <i>Ventura</i></p>
	<p><b>E456</b> Ø25 GUIDE ROLLER OD=25x6.75. ID=18</p>	<p><b>E456</b> <i>Ventura</i></p>
	<p><b>E464</b> Ø16 HYLON BEARING ID=16x9. OD=18 F=23.75x1</p>	<p><b>E464</b> <i>Ventura</i> NBFL IG4 PLAT, NFBL PS</p>

	<p><b>E529</b>          Ø10 GUIDE ROLLER          LR 200 2RSR PS          OD=30x9</p>	<p><b>E529</b> <i>Ventura</i>          WRIGHTBUS NBFL DD PS</p>
	<p><b>E747</b></p>	<p><b>E747</b> <i>Ventura</i></p>
	<p><b>E818</b>          BOTTOM SUPPORT ASSY LEFT          (PS)</p>	<p><b>E818</b> <i>Ventura</i>          WRIGHTBUS STREETCAR , EAST LANCS          SD + OLYMPUS DD, POLISH SCANIA          OMNICITY DD</p>
	<p><b>F302</b>          BOTTOM SUPPORT ASSY RIGHT          (PS)</p>	<p><b>F302</b> <i>Ventura</i>          WRIGHTBUS STREETCAR , EAST LANCS          SD + OLYMPUS DD, POLISH SCANIA          OMNICITY DD</p>
	<p><b>F416</b>          BRUSH FBL3002RH-K23 1MTR</p>	<p><b>F416</b> <i>Ventura</i></p>
	<p><b>F425</b>          BRUSH HOLDER ASSY          564x73 PREDRILLED</p>	<p><b>F425</b> <i>Ventura</i>          WRIGHTBUS ECLIPSE SD</p>



	<p align="center"><b>F864</b> GUIDING BRACKET IG3 LH OMNI</p>	<p align="center"><b>F864</b> <i>Ventura</i> POLISH SCANIA OMNICITY DD</p>
	<p align="center"><b>F865</b> GUIDING BRACKET IG3 RH OMNI</p>	<p align="center"><b>F865</b> <i>Ventura</i> POLISH SCANIA OMNICITY DD</p>
	<p align="center"><b>F904</b> BRUSH WITH HOLES L=499mm</p>	<p align="center"><b>F904</b> <i>Ventura</i> WRIGHTBUS ECLIPSE SD PS. POLISH SCANIA OMNI CITY PS. LH &amp; RH DOORS</p>
	<p align="center"><b>G397</b> D251-U FRAME H1815W564 (LH DOOR LEAF J475)</p> <p align="center">NOTE OPPOSITE HAND AND ALL OTHER DOOR VARIANTS AVAILABLE ON ENQUIRY</p>	<p align="center"><b>G397</b> <i>Ventura</i> WRIGHTBUS GEMINI SD</p> <p align="center">NOTE ALL OTHER VEHICLE MODELS AVAILABLE ON ENQUIRY</p>
	<p align="center"><b>G584</b> CABLE FOR CAPTRON PREMOUTED</p>	<p align="center"><b>G584</b> <i>Ventura</i></p>
	<p align="center"><b>G952-001</b> RS Portal Seal</p>	<p align="center"><b>G952-001</b> <i>Ventura</i></p>

	<p><b>G952-012</b> PORTAL SEAL RS</p>	<p><b>G952-012</b> <i>Ventura</i> BLUEBIRD SD RS</p>
	<p><b>G968</b> BUSH DIA 16-10 L=14</p>	<p><b>G968</b> <i>Ventura</i> WRIGHTBUS IG4</p>
	<p><b>H550</b> DOOR ARM RIGHT PS ELANCS SD</p>	<p><b>H550</b> <i>Ventura</i></p>
	<p><b>H750</b> Ø 26mm PSP ROLLER ASSY OD=26x10. ID=21x8 (D755+D758)  ASSOCIATED PARTS &gt; D760 SPACER, B706 BOLT</p>	<p><b>H750</b> <i>Ventura</i> PS DOORSHAFT LOWER ARM</p>
	<p><b>H916</b> SCREW DIN 7981 ST4.2x13 C-H DP</p>	<p><b>H916</b> <i>Ventura</i></p>
	<p><b>I261</b> BEARING BUSH Ø16x16.88.18xF24x1thk</p>	<p><b>I261</b> <i>Ventura</i> WRIGHTBUS PS</p>
	<p><b>I269</b> BOTTOM SUPPORT ASSY LEFT PS 2GEN</p>	<p><b>I269</b> <i>Ventura</i> OPTARE SD VERSA + TEMPO</p>

	<p><b>I270</b> BOTTOM SUPPORT ASSY RIGHT PS 2GEN</p>	<p><b>I270</b> <i>Ventura</i> OPTARE SD VERSA + TEMPO</p>
	<p><b>I274</b> BUSH DIA 12-9 L=9.5</p>	<p><b>I274</b> <i>Ventura</i> WRIGHTBUS PS2</p>
	<p><b>I275</b> CATCH WEDGE PS LEFT (CATCHER BLOCK = J405)</p>	<p><b>I275</b> <i>Ventura</i> ADL E200 (MAY11-DEC12)</p>
	<p><b>I276</b> CATCH WEDGE PS RIGHT (CATCHER BLOCK = J405)</p>	<p><b>I276</b> <i>Ventura</i> ADL E200 (MAY11-DEC12)</p>
	<p><b>I366</b> DOOR ARM LEFT PS</p>	<p><b>I366</b> <i>Ventura</i> ADL E400</p>
	<p><b>I367</b> DOOR ARM RIGHT PS</p>	<p><b>I367</b> <i>Ventura</i> ADL E400</p>
	<p><b>I513</b> MS BOLT</p>	<p><b>I513</b> <i>Ventura</i></p>

	<p><b>I653</b> bore Ø8.0x5.5 x Ø10 Flange Ø15.0 x 0.87 thk</p>	<p><b>I714</b> <i>Ventura</i></p>
	<p><b>I995</b> SLIDE PLATE LEFT EXTENDED</p>	<p><b>I995</b> <i>Ventura</i> OPTARE SD TEMPO</p>
	<p><b>I996</b> SLIDE PLATE LEFT EXTENDED</p>	<p><b>I996</b> <i>Ventura</i> OPTARE SD TEMPO</p>
	<p><b>J405</b> CATCH BLOCK BOTTOM SUPPORT PS  (FOR CATCH PIN I275/6)</p>	<p><b>J405</b> <i>Ventura</i> ADL E200 (MAY11-DEC12)</p>
	<p><b>J597</b> MS MOUNTING PLATE (L312)</p>	<p><b>J597</b> <i>Ventura</i></p>
	<p><b>K962-001</b> DOOR SEAL MIDDLE GEN 3 L=2200mm K962-002 = LEFT CUTOUT K963-003 = RIGHT CUTOUT  # APR17 &gt; REPLACING WITH VA4802</p>	<p><b>K962-001</b> <i>Ventura</i> <b>K962-002</b> <i>Ventura</i> <b>K962-003</b> <i>Ventura</i> ALL PS2</p>
	<p><b>K963-001</b> (U255) DOOR SEAL GEN3 L=2200mm (UFRAME SIDE/TOP)</p>	<p><b>K963-001</b> <i>Ventura</i> ALL PS2</p>

	<p><b>L746</b> Flap Spring Plate</p>	<p><b>L746</b> <i>Ventura</i></p>
	<p><b>M106</b> BOTTOM SUPPORT RS SUB ASSY</p>	<p><b>M106</b> <i>Ventura</i> <b>BLUEBIRD SD RS</b></p>
	<p><b>O272</b> BOTTOM SUPPORT L PS 3GEN</p>	<p><b>O272</b> <i>Ventura</i> <b>WRIGHTBUS NBFL DD</b></p>
	<p><b>O273</b> BOTTOM SUPPORT R PS 3GEN</p>	<p><b>O273</b> <i>Ventura</i> <b>WRIGHTBUS NBFL DD</b></p>
	<p><b>O281</b> CATCH WEDGE PS LH (CATCH BLOCK = P261)</p>	<p><b>O281</b> <i>Ventura</i> <b>ADL E200 (JAN13 &gt;)</b> <b>WRIGHTBUS STREETLITE &amp; NBFL</b></p>
	<p><b>O282</b> CATCH WEDGE PS RH (CATCH BLOCK = P261)</p>	<p><b>O282</b> <i>Ventura</i> <b>ADL E200 (JAN13 &gt;)</b> <b>WRIGHTBUS STREETLITE &amp; NBFL</b></p>

	<p><b>P238</b> CATCH BLOCK BOTTOM SUPPORT</p>	<p><b>P238</b> <i>Ventura</i> WRIGHTBUS PS2</p>
 <p>P261</p>	<p><b>P261</b> CATCH BLOCK BOTTOM SUPPORT (CATCH WEDGE = O281/O282)</p>	<p><b>P261</b> <i>Ventura</i></p>
	<p><b>Q330</b> 5/2 VALVE 24V DC ASSY (2x4mm &amp; 2x 6mm elbow)</p>	<p><b>Q330</b> <i>Ventura</i> CAETANO IG4 ADLE200EV</p>
	<p><b>S851</b> DOORARM LEFT PS</p>	<p><b>S851</b> <i>Ventura</i> WRIGHTBUS PS2</p>
	<p><b>S852</b> DOORARM RIGHT PS</p>	<p><b>S852</b> <i>Ventura</i> WRIGHTBUS PS2</p>
	<p><b>T336</b></p>	<p><b>T336</b> <i>Ventura</i></p>

	<p><b>T986</b> BOTTOM SUPPORT LH ASSY</p>	<p><b>T986</b> <i>Ventura</i> WRIGHTBUS PS2</p>
	<p><b>VA0290</b> GRIP HANDLE</p>	<p><b>VA0290</b> <i>Ventura</i></p>
	<p><b>VA0439</b></p>	<p><b>VA0439</b> <i>Ventura</i></p>
	<p><b>VA3447</b> HANDGRIP - MANUAL RAMP</p>	<p><b>VA3447</b> <i>Ventura</i></p>
	<p><b>VA3700</b> BOTTOM SUPPORT RH ASSY T-SLOT</p>	<p><b>VA3700</b> <i>Ventura</i> WRIGHTBUS NBFL IG4 PLAT, NGFL PS, NGFL RS</p>
	<p><b>VA4644</b> HAND GRIP</p>	<p><b>VA4644</b> <i>Ventura</i> ADL E200 EV</p>

	<p><b>VA4802-001</b> DOOR SEAL MIDDLE GEN 4 L=2200mm VA4802-002 = LEFT CUTOUT VA04802-003 = RIGHT CUTOUT</p> <p># APR17 &gt; REPLACING K962</p>	<p><b>VA4802-001</b> <i>Ventura</i> <b>VA4802-002</b> <i>Ventura</i> <b>VA4802-003</b> <i>Ventura</i> ALL PS2</p>
	<p><b>VA6793</b> Guide Bracket LH</p>	<p><b>VA6793</b> <i>Ventura</i></p>
	<p><b>VA6794</b> Guide Bracket RH</p>	<p><b>VA6794</b> <i>Ventura</i></p>
	<p><b>VA9744</b></p>	<p><b>VA9744</b> <i>Ventura</i></p>
	<p><b>VC0950</b> OBSTRUCT TEST TOOL</p>	<p><b>VC0950</b> <i>Ventura</i></p>