

TDS PRODUCT IMAGE SHEET >

VENTURA – INWARD GLIDER – DOOR LEAVES & SHAFTS








Image	TDS Part Number & Description	OE Part Numbers (WHERE FITTED)
	<p>A249 M8 DIN125A WASHER ZP</p>	<p>A249 <i>Ventura</i></p>
	<p>B253 Ø16 NYLON BEARING BUSH ID=16x22. OD=22 F= Ø30x2.5</p>	<p>B253 <i>Ventura</i> NBFL IG4</p>
	<p>B585 PIVOT BOLT M6</p>	<p>B585 <i>Ventura</i> WRIGHTBUS STREETLITE IGE</p>
	<p>B768 END RUBBER PROFILE IG</p>	<p>B768 <i>Ventura</i></p>
	<p>C130 TAPPING STRIP 2xM8</p>	<p>C130 <i>Ventura</i></p>

	<p>C449-100 EDGE PROTECTION RUBBER</p>	<p>C449-100 <i>Ventura</i> WRIGHTBUS IG4</p>
	<p>C260 POTENTIOMETER</p>	<p>C260 <i>Ventura</i> POLISH SCANIA OMNICITY DD IG3 < 2007</p>
	<p>C272 HANDRAIL NYLON CAP</p>	<p>C272 <i>Ventura</i></p>
	<p>C456 Screw Din 916 M8x10 ZP</p>	<p>C456 <i>Ventura</i></p>
	<p>C670 GLASS SEALING TAPE 3x9 BLACK</p>	<p>C670 <i>Ventura</i></p>
	<p>D112 Ø 25 BEARING BLOCK FLCTEY # FIXINGS = H425 Bolt, A808 Nut & D870 Lock Disc</p>	<p>D112 <i>Ventura</i> (IG3 DOORSHAFT ASSYS)</p>
	<p>D331-### SENSITIVE EDGE STRIPS # SEE CATEGORY ELECTRICAL SHEET FOR VEHICLE SPECIFIC SIZES & P/Ns</p>	<p>D331-### <i>Ventura</i></p>

	<p>D538 THREAD BLOCK 2xM12</p>	<p>D538 <i>Ventura</i></p>
 <p>E 0 9 6</p>	<p>E096 CATCH PIN RIGHT (PS)</p>	<p>E096 <i>Ventura</i> EAST LANCS OLYMPUS DD IG3, POLISH SCANIA OMNICITY DD IG3</p>
 <p>E 0 9 7</p>	<p>E097 CATCH PIN LEFT (PS)</p>	<p>E097 <i>Ventura</i> EAST LANCS OLYMPUS DD IG3, POLISH SCANIA OMNICITY DD IG3</p>
 <p>E818</p>	<p>E818 BOTTOM SUPPORT ASSY LEFT (PS)</p>	<p>E818 <i>Ventura</i> WRIGHTBUS ECLIPSE SD IG3 + GEMINI DD IG3, ADL E400 DD IG3, EAST LANCS SD IG3, POLISH SCANIA OMNICITY DD IG3</p>
	<p>F010 SPACER 19-15 L=5</p>	<p>F010 <i>Ventura</i> WRIGHTBUS IG4</p>
 <p>F 3 0 2</p>	<p>F302 BOTTOM SUPPORT ASSY RIGHT (PS)</p>	<p>F302 <i>Ventura</i> WRIGHTBUS ECLIPSE SD IG3 + GEMINI DD IG3, ADL E400 DD IG3, EAST LANCS SD IG3, POLISH SCANIA OMNICITY DD IG3</p>
 <p>F534</p>	<p>F534 BOLT M8x18 ZP</p>	<p>F534 <i>Ventura</i></p>

	<p>F597 DOORSEAL MIDDLE (IG) 2200mm</p>	<p>F597 <i>Ventura</i></p>
	<p>F629 FLAP BOTTOM RUBBER (IG)</p>	<p>F629 <i>Ventura</i></p>
	<p>F629-002 FLAP RUBBER L=600</p>	<p>F629-002 <i>Ventura</i> WRIGHTBUS STREETLITE IGE</p>
	<p>F640 FLANGED BEARING BUSH Ø8x10 OD=10</p>	<p>F640 <i>Ventura</i></p>
	<p>F681 Ø14 PLAIN SPH BEARING DIN648 GE14 ID=14. OD=28x13.35</p>	<p>F681 <i>Ventura</i> DOORSHAFT TOP ARM BEARING NBFL IG4</p>
	<p>F858 PORTAL RUBBER U-FRAME F617 OMNI</p>	<p>F858 <i>Ventura</i> POLISH SCANIA OMNICITY DD IG3</p>



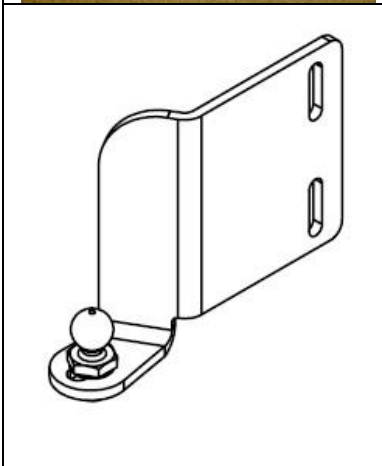



	<p>F864 GUIDING BRACKET IG3 LH OMNI</p>	<p>F864 <i>Ventura</i> POLISH SCANIA OMNICITY DD IG3</p>
	<p>F865 GUIDING BRACKET IG3 RH OMNI</p>	<p>F865 <i>Ventura</i> POLISH SCANIA OMNICITY DD IG3</p>
 <p style="text-align: center;">G202</p>	<p>G202 RUBBER ENDSTOP</p>	<p>G202 <i>Ventura</i> NBFL RS</p>
	<p>G257 DOOR SHAFT SUPPORT ASSY LH IG3</p>	<p>G257 <i>Ventura</i> POLISH SCANIA OMNICITY DD IG3</p>
	<p>G260 CABLE CLAMP</p>	<p>G260 <i>Ventura</i></p>
	<p>G298 DOOR SHAFT SUPPORT ASSY RH IG3</p>	<p>G298 <i>Ventura</i> POLISH SCANIA OMNICITY DD IG3</p>

 <p style="text-align: center;">G379</p>	<p style="text-align: center;">G379 LOWER IG.3 SHAFT BRKT ASSY LH (Bush if required=H074)</p>	<p style="text-align: center;">G379 <i>Ventura</i></p>
 <p style="text-align: center;">5446</p>	<p style="text-align: center;">G446 FLAP TOP RUBBER (IG)</p>	<p style="text-align: center;">G446 <i>Ventura</i></p>
 <p style="text-align: center;">G613</p>	<p style="text-align: center;">G613 BLIND RIVET NUT</p>	<p style="text-align: center;">G613 <i>Ventura</i></p>
 <p style="text-align: center;">G756</p>	<p style="text-align: center;">G756 RETAINING CLIP</p>	<p style="text-align: center;">G756 <i>Ventura</i></p>
 <p style="text-align: center;">G932</p>	<p style="text-align: center;">G932 HANDRAIL BOLT</p>	<p style="text-align: center;">G932 <i>Ventura</i></p>
 <p style="text-align: center;">G951</p>	<p style="text-align: center;">G951 PIVOT BOLT M10</p>	<p style="text-align: center;">G951 <i>Ventura</i></p>
	<p style="text-align: center;">G955 PIVOT PLATE</p>	<p style="text-align: center;">G955 <i>Ventura</i></p>

 <p>A long, thin, rectangular metal plate with a circular hole at one end. A yellow label with 'G967' is attached to the bottom center.</p>	<p>G967 SUPPORT PLATE</p>	<p>G967 <i>Ventura</i></p>
 <p>Two cylindrical metal bushings, one standing upright and one lying on its side. A yellow label with 'G968' is attached to the bottom center.</p>	<p>G968 BUSH DIA 16-10 L=14</p>	<p>G968 <i>Ventura</i> WRIGHTBUS IG4</p>
 <p>A metal pivot pin with a hexagonal head and a threaded shaft. A yellow label with 'G989' is attached to the bottom center.</p>	<p>G989 PIVOT PIN</p>	<p>G989 <i>Ventura</i></p>
 <p>A long metal shaft with a threaded section and a smooth section. A yellow label with 'H047' is attached to the bottom center.</p>	<p>H047 SHAFT FOR IGP HEIGHT ADJUST</p>	<p>H047 <i>Ventura</i></p>
 <p>A black, cylindrical bearing bush with a flange on one end. A yellow label with 'H072' is attached to the bottom center.</p>	<p>H072 IG3 SHAFT BEARING BUSH IB=21. OD=29.25-30 LG=30. F= Ø 38x5</p>	<p>H072 <i>Ventura</i> WRIGHTBUS IG3 DOORSHAFTS, NBFL IG4 PLAT</p>
 <p>A grey, cylindrical nylon bearing bush with a flange on one end. A yellow label with 'H074' is attached to the bottom center.</p>	<p>H074 Ø12.4 NYLON BEARING BUSH ID=12.4 OD=16.25 LG=10, F= Ø22x2.0</p>	<p>H074 <i>Ventura</i> (DOORSHAFT BEARING BUSH IG3 LOWER BRACKET)</p>
 <p>A long, dark metal flap frame with a weld on one end. A yellow label with 'H404' is attached to the bottom center.</p>	<p>H404 FLAP FRAME HIGH WELD ASSY 1290 LEFT</p>	<p>H404 <i>Ventura</i></p>

	<p>H425 M8x35 HEX HD SCREW 8.8 BZP</p>	<p>H425 <i>Ventura</i></p>
	<p>H437 DOORSHAFT SUPPORT ASSY LH WRIGHT IG3</p>	<p>H437 <i>Ventura</i> WRIGHTBUS ECLIPSE SD IG3 + GEMINI DD IG3, ADL E400 DD IG3, EAST LANCS SD IG3</p>
	<p>H446-001 PORTAL SEAL TOP – 1600L (I032, J165 PORTAL ASSY)</p>	<p>H446-001 <i>Ventura</i> (ADL E400 DD IG3, POLISH SCANIA OMNICITY IG3 JAN08>)</p>
	<p>H452-001 PORTAL SEAL SIDE – 2200L (I032, J165, K092, K093, K526 PORTAL ASSYS)</p>	<p>H452-001 <i>Ventura</i> (ADL E400 DD IG3, WRIGHTBUS GEMINI DD IG4, EAST LANCS SD IG3 + OLYMPUS DD IG3, WRIGHTBUS NBFL DD IG4, POLISH SCANIA OMNICITY IG3 JAN08>) NFBL IG4</p>
	<p>H460 FLAP FRAME HIGH WELD ASSY 1290 RIGHT</p>	<p>H460 <i>Ventura</i></p>
	<p>H465 DOORSHAFT SUPPORT ASSY RH WRIGHT IG3</p>	<p>H465 <i>Ventura</i> WRIGHTBUS ECLIPSE SD IG3 + GEMINI DD IG3, ADL E400 DD IG3, EAST LANCS SD IG3</p>
	<p>H469 SHAFT IG3 CYLINDER Ø12</p>	<p>H469 <i>Ventura</i></p>

<p>A close-up photograph of a precision bolt with a green threadlock, resting on a yellow sticky note with the handwritten code 'H470'.</p>	<p>H470 PRECISION BOLT LOW</p>	<p>H470 <i>Ventura</i></p>
<p>A black plastic guide bracket with a white label 'H502' attached, shown against a metallic background.</p>	<p>H502 GUIDE BRACKET LEFT IG</p>	<p>H502 <i>Ventura</i> WRIGHTBUS ECLIPSE SD IG3 + GEMINI DD IG3, ADL E300 SD IG3, EAST LANCS SD IG3</p>
<p>A photograph of a long, thin, silver-colored metal U-profile component.</p>	<p>H506 PORTAL RUBBER U PROFILE 1290</p>	<p>H506 <i>Ventura</i> WRIGHTBUS ECLIPSE SD IG3 + GEMINI DD IG3, EAST LANCS SD IG3</p>
<p>A black plastic guide bracket with a white label 'H508' attached, shown against a metallic background.</p>	<p>H508 GUIDE BRACKET RIGHT IG</p>	<p>H508 <i>Ventura</i> WRIGHTBUS ECLIPSE SD IG3 + GEMINI DD IG3, ADL E300 SD IG3, EAST LANCS SD IG3</p>
<p>A close-up photograph of an M8x25 Torx ZP screw, resting on a yellow sticky note with the handwritten code 'H671'.</p>	<p>H671 SCREW M8x25 TORX ZP</p>	<p>H671 <i>Ventura</i></p>
<p>A close-up photograph of an M8x16 Torx ZP screw, resting on a yellow sticky note with the handwritten code 'H699'.</p>	<p>H699 SCREW M8x16 TORX ZP</p>	<p>H699 <i>Ventura</i></p>

	<p>H706 BUSH 10-6,5 L=12</p>	<p>H706 <i>Ventura</i></p>
	<p>H714 SLIDE PLATE POM LEFT</p>	<p>H714 <i>Ventura</i> WRIGHTBUS ECLIPSE SD IG3 + GEMINI DD IG3, ADL E300 SD IG3, EAST LANCS SD IG3 + OLYMPUS DD IG3, POLISH SCANIA OMNICITY DD IG3 , TEMSA SD IG4</p>
	<p>H776 BOTTOM SUPPORT LH 135</p>	<p>H776 <i>Ventura</i></p>
	<p>H777 BOTTOM SUPPORT RH 135</p>	<p>H777 <i>Ventura</i></p>
	<p>H793 SLIDE PLATE POM RIGHT</p>	<p>H793 <i>Ventura</i> WRIGHTBUS ECLIPSE SD IG3 + GEMINI DD IG3, ADL E300 SD IG3, EAST LANCS SD IG3 + OLYMPUS DD IG3, POLISH SCANIA OMNICITY DD IG3 , TEMSA SD IG4</p>
	<p>H901 HANDRAIL PLASTIC SPACER</p>	<p>H901 <i>Ventura</i> NBFL IG4, NBFL IG4 PLAT</p>

 <p>H987</p>	<p>H987 DOORSHAFT SUPPORT ASY LH IG3</p>	<p>H987 <i>Ventura</i> WRIGHTBUS ECLIPSE SD IG3 + GEMINI DD IG3, ADL E400 DD IG3, EAST LANCS SD IG3 + OLYMPUS DD IG3, POLISH SCANIA OMNICITY DD IG3</p>
 <p>H988</p>	<p>H988 DOORSHAFT SUPPORT ASSY RH IG3</p>	<p>H988 <i>Ventura</i> WRIGHTBUS ECLIPSE SD IG3 + GEMINI DD IG3, ADL E400 DD IG3, EAST LANCS SD IG3 + OLYMPUS DD IG3, POLISH SCANIA OMNICITY DD IG3</p>
	<p>I032 PORTAL RUBBER U PROFILE 1350</p>	<p>I032 <i>Ventura</i> ADL E400 DD IG3</p>
	<p>I162 IG4 SHAFT BEARING BUSH IB=21. OD=32-33 LG=30. F=Ø38x5</p>	<p>I162 <i>Ventura</i> ADL IG3 DOORSHAFTS ALL IG4 DOORSHAFTS (2010>)</p>
 <p>I187</p>	<p>I187 POTENTIOMETER 125 DEG WITH CABLE ASSY</p>	<p>I187 <i>Ventura</i> POLISH SCANIA OMNICITY IG3 2008 ></p>
 <p>I220</p>	<p>I220 PIVOT POINT BOLT SHORT IG3</p>	<p>I220 <i>Ventura</i></p>

	<p>I221 RING</p>	<p>I221 <i>Ventura</i></p>
	<p>I291 DOOR GUIDING BRACKET</p>	<p>I291 <i>Ventura</i> EAST LANCS OLYMPUS DD IG3</p>
	<p>I357 DOORSHAFT SUPPORT ASSY LH IG3 100</p>	<p>I357 <i>Ventura</i> ADL E200 SD IG4 + E300 SD IG3/IG4 + E400 DD IG3/IG4, TEMSA SD IG4</p>
	<p>I358 DOORSHAFT SUPPORT ASSY RH IG3 100</p>	<p>I358 <i>Ventura</i> ADL E200 SD IG4 + E300 SD IG3/IG4 + E400 DD IG3/IG4, TEMSA SD IG4</p>
	<p>I461 GUIDING BRACKET</p>	<p>I461 <i>Ventura</i> ADL E400 DD IG3</p>
	<p>I571 PLUG</p>	<p>I571 <i>Ventura</i></p>






	<p>I714 GUIDING SHAFT ASSY 106 x Ø28 with <i>CABLE ENTRY</i></p> <p># ROLLER ASSY = J301</p>	<p>I714 <i>Ventura</i> EAST LANCS SD/DD IG3 , MCV SD IG4, ADL E200 SD IG4 + E400 DD IG4 (SENS EDGE CABLE ENTRY)</p>
	<p>I893 GUIDING SHAFT ASSY 99 x Ø28 with <i>CABLE ENTRY</i></p> <p># ROLLER ASSY = J301</p>	<p>I893 <i>Ventura</i> ADL E400 DD IG3, POLISH SCANIA OMNICITY DD IG3</p>
	<p>I944 GUIDING BRACKET IG</p>	<p>I944 <i>Ventura</i> TEMSA SD IG4</p>
	<p>I964 GUIDING BRACKET FLAT</p>	<p>I964 <i>Ventura</i> ADL E200 IG3</p>
	<p>I989 GUIDING SHAFT ASSY 78 x Ø28 with <i>CABLE ENTRY</i></p> <p># ROLLER ASSY = J301</p>	<p>I989 <i>Ventura</i> WRIGHTBUS DD DUBLIN + GEMINI DD IG4 + NBFL DD IG4/IG4 PLAT, ADL E300 SD IG3 + DD E400+500 IG3 DUBLIN, TEMSA SD IG4 (SENS EDGE CABLE ENTRY)</p>
	<p>I995 SLIDE PLATE LEFT EXTENDED</p>	<p>I995 <i>Ventura</i> WRIGHTBUS ECLIPSE SD IG4 + GEMINI DD IG4 + STREETLITE SD IG4 + NBFL IG4/IG4 PLAT, ADL E300 SD IG4 + E400 DD IG4, MCV SD 112/124RLE IG4</p>
	<p>I996 SLIDE PLATE RIGHT EXTENDED</p>	<p>I996 <i>Ventura</i> WRIGHTBUS ECLIPSE SD IG4 + GEMINI DD IG4 + STREETLITE SD IG4 + NBFL IG4/IG4 PLAT, ADL E300 SD IG4 + E400 DD IG4, MCV SD 112/124RLE IG4</p>

	<p align="center">J122 DOOR SHAFT SUPPORT LEFT</p>	<p align="center">J122 <i>Ventura</i> MCV SD 112/124RLE IG4</p>
	<p align="center">J123 DOOR SHAFT SUPPORT RIGHT</p>	<p align="center">J123 <i>Ventura</i> MCV SD 112/124RLE IG4</p>
	<p align="center">J163-001 PORTAL SEAL SIDE – 2350L (I694,J205,J462,J469 PORTAL ASSYS)</p>	<p align="center">J163-001 <i>Ventura</i> (ADL E400 DD IG3, ADL E300 SD IG4 + E400 DD IG4, ADL E200 SD IG4)</p>
	<p align="center">J164-001 PORTAL SEAL TOP – 1600L (I694,J205,J462,J469 PORTAL ASSYS)</p>	<p align="center">J164-001 <i>Ventura</i> (ADL E400 DD IG3, ADL E300 SD IG4 + E400 DD IG4, ADL E200 SD IG4)</p>
	<p align="center">J199 COVER CAP</p>	<p align="center">J199 <i>Ventura</i></p>
	<p align="center">J205 PORTAL RUBBER U PROFILE 1350</p>	<p align="center">J205 <i>Ventura</i> ADL E300 SD IG4 + E400 DD IG4</p>
	<p align="center">J301 28mm IG GUIDE ROLLER ASSY (E503+504)</p>	<p align="center">J301 <i>Ventura</i> (ALL VS GUIDING SHAFT ASSYS)</p>

	<p>J302 GUIDE SHAFT/ROLLER 85 x Ø28 (SEE ASSY L067)</p> <p># ROLLER ASSY = J301</p>	<p>J302 <i>Ventura</i> WRIGHTBUS ECLIPSE SD IG3 + GEMINI DD IG4, ADL E400 DD IG3, EAST LANCS OLYMPUS DD IG3, MCV SD 112/124RLE IG4 (NO CABLE ENTRANCE)</p>
	<p>J462 PORTAL RUBBER U FRAME</p>	<p>J462 <i>Ventura</i> ADL E200 SD IG4</p>
	<p>J469 PORTAL RUBBER U FRAME ADL</p>	<p>J469 <i>Ventura</i> ADL E300 SD IG3/IG4 + E400 DD IG4</p>
	<p>K097-001 PORTAL SEAL TOP – 1600L (K092, K093, K526 PORTAL ASSYS)</p>	<p>J163-001 <i>Ventura</i> WRIGHTBUS GEMINI DD IG4, EAST LANCS SD IG3 + OLYMPUS DD IG3</p>
	<p>K092 PORTAL RUBBER U PROFILE 1290</p>	<p>K092 <i>Ventura</i> WRIGHTBUS GEMINI DD IG4, EAST LANCS SD IG3 + OLYMPUS DD IG3, WRIGHTBUS NBFL DD IG4</p>
	<p>K093 (J165) PORTAL RUBBER U PROFILE 1200</p>	<p>K093 <i>Ventura</i> POLISH SCANIA OMNICITY (JAN08 >)</p>
	<p>K095 PORTAL RUBBER U PROFILE 1250 (HESS)</p>	<p>K095 <i>Ventura</i> WRIGHTBUS NBFL DD IG4</p>


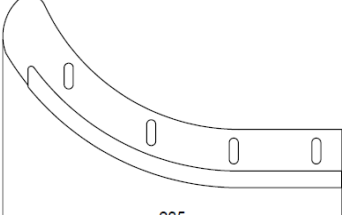
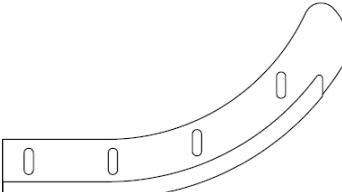

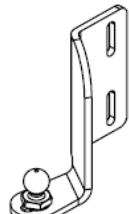

	<p>K522 SLIDE PLATE LEFT</p>	<p>K522 <i>Ventura</i> MCV SD 112/124RLE IG4</p>
	<p>K523 SLIDE PLATE RIGHT</p>	<p>K523 <i>Ventura</i> MCV SD 112/124RLE IG4</p>
	<p>K745 FLAP TORSION SPRING</p>	<p>K745 <i>Ventura</i> IG3 ACTIVE FLAPS</p>
	<p>L067 GUIDE ROLLER ASSY 85 x Ø28 # ROLLER ASSY = J301</p>	<p>L067 <i>Ventura</i> WRIGHTBUS ECLIPSE SD IG3 + GEMINI DD IG4, ADL E400 DD IG3, EAST LANCS OLYMPUS DD IG3, MCV SD 112/124RLE IG4 (NO CABLE ENTRANCE)</p>
	<p>L190 CONNECTOR 2-POLE RECEPTACLE</p>	<p>L190 <i>Ventura</i> WRIGHTBUS STREETLITE IGE, NBFL IG4, NBFL RS</p>
	<p>L285 CONNECTOR 2-POLE MALE</p>	<p>L285 <i>Ventura</i> WRIGHTBUS IG4</p>
	<p>L336-001 PORTAL SEAL TOP – 1600L # USED ON L781,M442,M650 PORTAL SEAL ASSYS</p>	<p>L336-001 <i>Ventura</i> MCV SD 112/124RLE/DD EVOSSETI IG4, EVORA IG4, TEMSA SD IG4</p>

	<p>L337-001 PORTAL SEAL SIDE – 2500L</p> <p># USED ON L781,M442,M650 PORTAL SEAL ASSYS</p>	<p>L337-001 <i>Ventura</i> MCV SD 112/124RLE/DD EVOSETI IG4, EVORA IG4, TEMSA SD IG4</p>
	<p>L737 IG4 FLAP FRAME SIDE PLATE</p>	<p>L737 <i>Ventura</i></p>
	<p>L744 BEARING POINT (IG4 ACTIVE FLAPS)</p>	<p>L744 <i>Ventura</i> NBFL IG4</p>
	<p>L745 Ø8 BEARING BUSH ID=8.25x12. OD=9.12 F=13x0.42</p>	<p>L745 <i>Ventura</i> (ALL IG4 DOOR FLAPS)</p>
	<p>L778 LOWER IG.4 SHAFT (FLAP) BRKT (Bush if required=L782)</p>	<p>L778 <i>Ventura</i></p>
	<p>L781 PORTAL RUBBER U-FRAME 1350 # PROFILES SIDE = L337-001, TOP = L336-001)</p>	<p>L781 <i>Ventura</i> MCV SD 112/124RLE/DD EVOSETI IG4, TEMSA SD IG4</p>
	<p>L782 Ø12.35 NYLON BEARING BUSH MFM ID=12.35x8 OD=18.0 F= Ø23.75x2.9</p>	<p>L782 <i>Ventura</i></p>

	<p>L787 HANDRAIL LH 1290 BEND (UNPAINTED)</p>	<p>L787 <i>Ventura</i></p>
	<p>L788 HANDRAIL RH 1290 BEND (UNPAINTED)</p>	<p>L788 <i>Ventura</i></p>
 <p>L886</p>	<p>L886 PIVOT POINT BOLT</p>	<p>L886 <i>Ventura</i></p>
 <p>L794</p>	<p>L794 FLAP TORSION SPRING (IG4 ACTIVE FLAPS) UPGRADED > SEE S555</p>	<p>L794 <i>Ventura</i> EARLIER IG4 ACTIVE FLAPS 2010-13</p>
 <p>L805</p>	<p>L805 BEARING LOCK FLCTEY (IG4 DOORSHAFTS)</p>	<p>L805 <i>Ventura</i></p>

	<p>L846-001 (530mm) L846-002 (560mm) L846-003 (509mm) L846-004 (484mm) L846-005 (410mm) IG4 FLAP ASSEMBLY LH</p> <p># BEARING BUSH = L745</p>	<p>L846-001 <i>Ventura</i> L846-002 <i>Ventura</i> L846-003 <i>Ventura</i> L846-004 <i>Ventura</i> L846-005 <i>Ventura</i> IG4 DOORS</p> <p># = LENGTH CODE, SPECIFIC TO EACH VEHICLE > ADL,MCV,WRIGHTBUS</p>
	<p>L846-001 (530mm) L846-002 (560mm) L846-003 (509mm) L846-004 (484mm) L846-005 (410mm) IG4 FLAP ASSEMBLY LH</p> <p># BEARING BUSH = L745</p>	<p>L846-001 <i>Ventura</i> L846-002 <i>Ventura</i> L846-003 <i>Ventura</i> L846-004 <i>Ventura</i> L846-005 <i>Ventura</i> IG4 DOORS</p> <p># = LENGTH CODE, SPECIFIC TO EACH VEHICLE > ADL,MCV,WRIGHTBUS</p>
	<p>M195 BUSH DIA20-16 L=25 POM</p>	<p>M195 <i>Ventura</i> WRIGHTBUS IG4</p>
	<p>M298 PORTAL SEAL IG TOP</p>	<p>M298 <i>Ventura</i> WRIGHTBUS STREETLIE / EURO6 IG4</p>
	<p>M299 PORTAL SEAL IG SIDE L=2200</p>	<p>M299 <i>Ventura</i> WRIGHTBUS STREETLIE / EURO6 IG4</p>
	<p>M300 PORTAL RUBBER U PROFILE 1290 (HESS) MIDI</p> <p># PROFILES VERT = M299, HORZ = M298)</p>	<p>M300 <i>Ventura</i> WRIGHTBUS STREETLIE / EURO6 IG4</p>

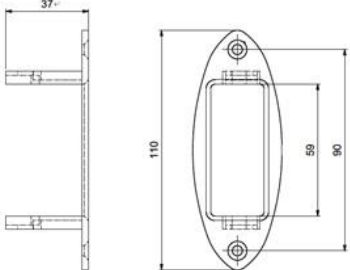

	<p>M414 DOOR PROFILE L463 - PLUG FOR SENS EDGE WIRE ENTRY</p>	<p>M414 <i>Ventura</i> WRIGHTBUS IG4</p>
	<p>M442 PORTAL U-FRAME IG 1290 # PROFILES VERT = L337-001, HORZ = L336-001)</p>	<p>M442 <i>Ventura</i> MCV SD 112/124RLE IG4 EVORA</p>
	<p>M592 GUIDING BRACKET LEFT</p>	<p>M592 <i>Ventura</i> ADL E200 SD IG4 + E300 SD IG4 + E400 DD IG4</p>
	<p>M593 GUIDING BRACKET RIGHT</p>	<p>M593 <i>Ventura</i> ADL E200 SD IG4 + E300 SD IG4 + E400 DD IG4</p>
	<p>M670 GUIDING BRACKET LEFT</p>	<p>M670 <i>Ventura</i> MCV SD 112/124RLE IG4</p>
	<p>M671 GUIDING BRACKET RIGHT</p>	<p>M671 <i>Ventura</i> MCV SD 112/124RLE IG4</p>

	<p align="center">M717 GUIDING BRACKET</p>	<p align="center">M717 <i>Ventura</i> WRIGHTBUS ECLIPSE SD IG4 + GEMINI DD IG4 + NBFL DD IG4/IG4 PLAT</p>
	<p align="center">M918 SLIDE PLATE POM LEFT SMALL</p>	<p align="center">M918 <i>Ventura</i> ADL E200 SD IG4</p>
	<p align="center">M919 SLIDE PLATE POM RIGHT SMALL</p>	<p align="center">M919 <i>Ventura</i> ADL E200 SD IG4</p>
	<p align="center">N010 RUBBER COVERPLATE</p>	<p align="center">N010 <i>Ventura</i> WRIGHTBUS STREETLITE IGE</p>
	<p align="center">N035 DOOR SHAFT SUPPORT LEFT</p>	<p align="center">N035 <i>Ventura</i> MCV SD 112/124RLE IG4</p>
	<p align="center">N036 DOOR SHAFT SUPPORT RIGHT</p>	<p align="center">N036 <i>Ventura</i> MCV SD 112/124RLE IG4</p>
	<p align="center">N058 DOOR SHAFT SUPPORT ASSY</p>	<p align="center">N058 <i>Ventura</i> WRIGHTBUS ECLIPSE SD IG4 + GEMINI DD IG4 + STREETLITE SD IG4 + NBFL DD IG4</p>

	<p>N059 BOTTOM SUPPORT R 90 (TOGGLE NUT)</p>	<p>N059 <i>Ventura</i> WRIGHTBUS ECLIPSE SD IG4 + GEMINI DD IG4 + STREETLITE SD IG4 + NBFL DD IG4</p>
	<p>N881 BOTTOM SUPPORT LH ASSY 90</p>	<p>N881 <i>Ventura</i> ADL E200/E400 IG4</p>
	<p>N882 BOTTOM SUPPORT RH ASSY 90</p>	<p>N882 <i>Ventura</i> ADL E200/E400 IG4</p>
	<p>O400 BOTTOM SUPPORT R 77 (TOGGLE NUT)</p>	<p>O400 <i>Ventura</i> WRIGHTBUS NBFL DD IG4/IG4 PLAT</p>
	<p>O411 TAPPING PLATE WEDGE</p>	<p>O411 <i>Ventura</i></p>
	<p>O412 PIVOT POINT BOTTOM NBFL</p>	<p>O412 <i>Ventura</i> WRIGHTBUS NBFL IG4, NBFL IG4 PLAT</p>
	<p>O413 PIVOT POINT TOP WRIGHT NBFL</p>	<p>O413 <i>Ventura</i> WRIGHTBUS NBFL IG4, NBFL IG4 PLAT</p>

	<p align="center">O415 BENDED DOOR SUPPORT TOP</p>	<p align="center">O415 <i>Ventura</i> WRIGHTBUS NBFL DD IG4 PLAT</p>
	<p align="center">O658 CATCH PIN BENDED DOOR</p>	<p align="center">O658 <i>Ventura</i></p>
	<p align="center">O664 ADAPTER SLIDE PLATE</p>	<p align="center">O664 <i>Ventura</i></p>
	<p align="center">O670 BENDED DOOR SUPPORT BOTTOM</p>	<p align="center">O670 <i>Ventura</i> WRIGHTBUS NBFL DD IG4 PLAT</p>
	<p align="center">O689 M16x60(1.5) SOC HD SCREW (DOORSHAFT)</p>	<p align="center">O689 <i>Ventura</i> WRIGHTBUS NBFL IG4 PLAT</p>
	<p align="center">O708 PORTAL SEAL IG4 WB NBFL DR5</p>	<p align="center">O708 <i>Ventura</i></p>
	<p align="center">P725 GUIDING BRACKET L 72.5mm</p>	<p align="center">P725 <i>Ventura</i> WRIGHTBUS ECLIPSE SD IG4</p>

	<p>P726 GUIDING BRACKET R 72.5mm</p>	<p>P726 <i>Ventura</i> WRIGHTBUS ECLIPSE SD IG4</p>
	<p>P840 TAPPING STRIP 2Xm5</p>	<p>P840 <i>Ventura</i> WRIGHTBUS IG4</p>
	<p>Q913 POM BLOCK BENDED DOOR</p>	<p>G419 <i>Ventura</i> WRIGHTBUS IG4</p>
	<p>R042 SEAL VA0155-L 1880</p> <p>R043 SEAL VA0155-R 1880</p>	<p>R042 <i>Ventura</i> WRIGHTBUS IG4</p> <p>R043 <i>Ventura</i> WRIGHTBUS IG4</p>
	<p>S555 EXTENSION SPRING TR1310</p>  <p>< PREVIOUS VERSION</p> <p># REPLACES L794</p>	<p>S555 <i>Ventura</i> IG4 ACTIVE FLAPS (2013 >)</p>
	<p>U446-001 PORTAL SEAL TOP L=1600</p>	<p>U446-001 <i>Ventura</i> ADL E200 EV</p>
	<p>U447-001 PORTAL SEAL SIDE L=2200</p>	<p>U447-001 <i>Ventura</i> ADL E200 EV</p>

	<p align="center">U537 IG BOTTOM SUPPORT L100 TOGGLE NUTS</p>	<p align="center">U537 <i>Ventura</i> ADL E400 MMC</p>
	<p align="center">U538 IG BOTTOM SUPPORT R100 TOGGLE NUTS</p>	<p align="center">U538 <i>Ventura</i> ADL E400 MMC</p>
	<p align="center">VA0184 / VA0186 SEAL VA0115-L 2200 / 2000 VA0185 / VA0187 SEAL VA0115-R 2200 / 2000</p>	<p align="center">VA0184/VA0186 VA0185/VA0187 <i>Ventura</i> ADL E200, WRIGHTBUS STREETLITE IG4 LATER</p>
	<p align="center">VA0317 GUIDING SHAFT ASS. 98 M10 # ROLLER ASSY = J301</p>	<p align="center">VA0317 <i>Ventura</i> ADL E200 EV</p>
	<p align="center">VA0541 SENSOR BRACKET</p>	<p align="center">VA0541 <i>Ventura</i></p>
	<p align="center">VA2287 SEAL VA0115-L 1870_8K2 VA2288 SEAL VA0115-R 1870_8K2 # ASSY INCL SENS EDGE</p>	<p align="center">VA2287 <i>Ventura</i> WRIGHTBUS STREETLITE IGE</p>

	<p>VA3302 FOOT SIDE SENS EDGE – IG4</p>	<p>VA3302 <i>Ventura</i> WRIGHTBUS NBFL PLATFORM (NBFL IG4 PLAT)</p>
	<p>VA3699 FOOT SENS EDGE - IG4</p>	<p>VA3699 <i>Ventura</i> WRIGHTBUS NBFL PLATFORM (NBFL IG4 PLAT)</p>
	<p>VA3702 COVER CENTRE - NBFL FOOT SENS</p>	<p>VA3702 <i>Ventura</i> WRIGHTBUS NBFL</p>
	<p>VA3703 COVER LEFT - NBFL FOOT SENS</p>	<p>VA3703 <i>Ventura</i> WRIGHTBUS NBFL</p>
	<p>VA3860 DOORSHAFT TORQUE TOOL – IG4 VA4146 DOORSHAFT TORQUE TOOL – IG3</p>	<p>VA3860 <i>Ventura</i> VA4146 <i>Ventura</i> ALL INWARD GLIDERS IG4 – 2010 > IG3 – 2009 <</p>
	<p>V4286 PORTAL SEAL 1290 STRIP MOUNT</p>	<p>VA4286 <i>Ventura</i></p>