



TDS PRODUCT IMAGE SHEET >

VENTURA – INWARD GLIDER – DOOR LEAVES & SHAFTS








| Image | TDS Part Number & Description | OE Part Numbers (WHERE FITTED) |
|---|--|--|
|  | <p>A249 M8 DIN125A WASHER ZP</p> | <p>A249 <i>Ventura</i></p> |
|  | <p>B253 Ø16 NYLON BEARING BUSH ID=16x22. OD=22 F= Ø30x2.5</p> | <p>B253 <i>Ventura</i> NBFL IG4</p> |
|  | <p>B585 PIVOT BOLT M6</p> | <p>B585 <i>Ventura</i> WRIGHTBUS STREETLITE IGE</p> |
|  | <p>B768 END RUBBER PROFILE IG</p> | <p>B768 <i>Ventura</i></p> |
|  | <p>C130 TAPPING STRIP 2xM8</p> | <p>C130 <i>Ventura</i></p> |

| | | |
|---|---|---|
|  | <p>C449-100 EDGE PROTECTION RUBBER</p> | <p>C449-100 <i>Ventura</i> WRIGHTBUS IG4</p> |
|  | <p>C260 POTENTIOMETER</p> | <p>C260 <i>Ventura</i> POLISH SCANIA OMNICITY DD IG3 < 2007</p> |
|  | <p>C272 HANDRAIL NYLON CAP</p> | <p>C272 <i>Ventura</i></p> |
|  | <p>C456 Screw Din 916 M8x10 ZP</p> | <p>C456 <i>Ventura</i></p> |
|  | <p>C670 GLASS SEALING TAPE 3x9 BLACK</p> | <p>C670 <i>Ventura</i></p> |
|  | <p>D112 BEARING BLOCK FLCTEY 25 (IG3 DOORSHAFTS)</p> | <p>D112 <i>Ventura</i></p> |
|  | <p>D331-### SENSITIVE EDGE STRIPS</p> <p># SEE CATEGORY ELECTRICAL SHEET FOR VEHICLE SPECIFIC SIZES & P/Ns</p> | <p>D331-### <i>Ventura</i></p> |

| | | |
|--|---|---|
|  | <p>D538 THREAD BLOCK 2xM12</p> | <p>D538 <i>Ventura</i></p> |
|  <p>E 0 9 6</p> | <p>E096 CATCH PIN RIGHT (PS)</p> | <p>E096 <i>Ventura</i> EAST LANCS OLYMPUS DD IG3, POLISH SCANIA OMNACITY DD IG3</p> |
|  <p>E 0 9 7</p> | <p>E097 CATCH PIN LEFT (PS)</p> | <p>E097 <i>Ventura</i> EAST LANCS OLYMPUS DD IG3, POLISH SCANIA OMNACITY DD IG3</p> |
|  <p>E818</p> | <p>E818 BOTTOM SUPPORT ASSY LEFT (PS)</p> | <p>E818 <i>Ventura</i> WRIGHTBUS ECLIPSE SD IG3 + GEMINI DD IG3, ADL E400 DD IG3, EAST LANCS SD IG3, POLISH SCANIA OMNACITY DD IG3</p> |
|  | <p>F010 SPACER 19-15 L=5</p> | <p>F010 <i>Ventura</i> WRIGHTBUS IG4</p> |
|  <p>F 3 0 2</p> | <p>F302 BOTTOM SUPPORT ASSY RIGHT (PS)</p> | <p>F302 <i>Ventura</i> WRIGHTBUS ECLIPSE SD IG3 + GEMINI DD IG3, ADL E400 DD IG3, EAST LANCS SD IG3, POLISH SCANIA OMNACITY DD IG3</p> |
|  <p>F534</p> | <p>F534 BOLT M8x18 ZP</p> | <p>F534 <i>Ventura</i></p> |

| | | |
|---|---|--|
|  | <p>F597 DOORSEAL MIDDLE (IG) 2200mm</p> | <p>F597 <i>Ventura</i></p> |
|  | <p>F629 FLAP BOTTOM RUBBER (IG)</p> | <p>F629 <i>Ventura</i></p> |
|  | <p>F629-002 FLAP RUBBER L=600</p> | <p>F629-002 <i>Ventura</i> WRIGHTBUS STREETLITE IGE</p> |
|  | <p>F640 FLANGED BEARING BUSH Ø8x10 OD=10</p> | <p>F640 <i>Ventura</i></p> |
|  | <p>F681 Ø14 PLAIN SPH BEARING DIN648 GE14 ID=14. OD=28x13.35</p> | <p>F681 <i>Ventura</i> DOORSHAFT TOP ARM BEARING NBFL IG4</p> |
|  | <p>F858 PORTAL RUBBER U-FRAME F617 OMNI</p> | <p>F858 <i>Ventura</i> POLISH SCANIA OMNICITY DD IG3</p> |



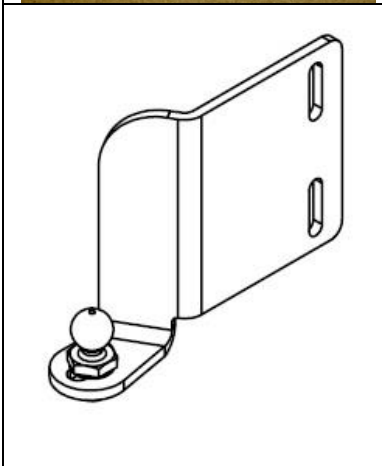



| | | |
|---|--|--|
|  | <p align="center">F864 GUIDING BRACKET IG3 LH OMNI</p> | <p align="center">F864 <i>Ventura</i> POLISH SCANIA OMNICITY DD IG3</p> |
|  | <p align="center">F865 GUIDING BRACKET IG3 RH OMNI</p> | <p align="center">F865 <i>Ventura</i> POLISH SCANIA OMNICITY DD IG3</p> |
|  | <p align="center">G202 RUBBER ENDSTOP</p> | <p align="center">G202 <i>Ventura</i> NBFL RS</p> |
|  | <p align="center">G257 DOOR SHAFT SUPPORT ASSY LH IG3</p> | <p align="center">G257 <i>Ventura</i> POLISH SCANIA OMNICITY DD IG3</p> |
|  | <p align="center">G260 CABLE CLAMP</p> | <p align="center">G260 <i>Ventura</i></p> |
|  | <p align="center">G298 DOOR SHAFT SUPPORT ASSY RH IG3</p> | <p align="center">G298 <i>Ventura</i> POLISH SCANIA OMNICITY DD IG3</p> |

| | | |
|---|--|---|
|  <p style="text-align: center;">G379</p> | <p style="text-align: center;">G379 LOWER IG.3 SHAFT BRKT ASSY LH (Bush if required=H074)</p> | <p style="text-align: center;">G379 <i>Ventura</i></p> |
|  <p style="text-align: center;">5446</p> | <p style="text-align: center;">G446 FLAP TOP RUBBER (IG)</p> | <p style="text-align: center;">G446 <i>Ventura</i></p> |
|  <p style="text-align: center;">G613</p> | <p style="text-align: center;">G613 BLIND RIVET NUT</p> | <p style="text-align: center;">G613 <i>Ventura</i></p> |
|  <p style="text-align: center;">G756</p> | <p style="text-align: center;">G756 RETAINING CLIP</p> | <p style="text-align: center;">G756 <i>Ventura</i></p> |
|  <p style="text-align: center;">G932</p> | <p style="text-align: center;">G932 HANDRAIL BOLT</p> | <p style="text-align: center;">G932 <i>Ventura</i></p> |
|  <p style="text-align: center;">G951</p> | <p style="text-align: center;">G951 PIVOT BOLT M10</p> | <p style="text-align: center;">G951 <i>Ventura</i></p> |
|  | <p style="text-align: center;">G955 PIVOT PLATE</p> | <p style="text-align: center;">G955 <i>Ventura</i></p> |

| | | |
|--|--|--|
|  <p>A long, thin, rectangular metal plate with a circular hole at one end. A yellow label with 'G967' is attached to the bottom center.</p> | <p>G967 SUPPORT PLATE</p> | <p>G967 <i>Ventura</i></p> |
|  <p>Two cylindrical metal bushings, one standing upright and one lying on its side.</p> | <p>G968 BUSH DIA 16-10 L=14</p> | <p>G968 <i>Ventura</i> WRIGHTBUS IG4</p> |
|  <p>A metal pivot pin with a hexagonal head and a threaded section.</p> | <p>G989 PIVOT PIN</p> | <p>G989 <i>Ventura</i></p> |
|  <p>A long metal shaft with a threaded section and a smooth section.</p> | <p>H047 SHAFT FOR IGP HEIGHT ADJUST</p> | <p>H047 <i>Ventura</i></p> |
|  <p>A black, cylindrical bearing bush with a flange on one end.</p> | <p>H072 IG3 SHAFT BEARING BUSH IB=21. OD=29.25-30 LG=30. F= Ø 38x5</p> | <p>H072 <i>Ventura</i> WRIGHTBUS IG3 DOORSHAFTS, NBFL IG4 PLAT</p> |
|  <p>A grey, cylindrical nylon bearing bush with a flange on one end.</p> | <p>H074 Ø12.4 NYLON BEARING BUSH ID=12.4 OD=16.25 LG=10, F= Ø22x2.0</p> | <p>H074 <i>Ventura</i> (DOORSHAFT BEARING BUSH IG3 LOWER BRACKET)</p> |
|  <p>A long, dark metal flap frame with a weld assembly. A yellow label with 'H404' is attached to the bottom center.</p> | <p>H404 FLAP FRAME HIGH WELD ASSY 1290 LEFT</p> | <p>H404 <i>Ventura</i></p> |

| | | |
|---|---|--|
|  <p>H437</p> | <p>H437 DOORSHAFT SUPPORT ASSY LH WRIGHT IG3</p> | <p>H437 <i>Ventura</i> WRIGHTBUS ECLIPSE SD IG3 + GEMINI DD IG3, ADL E400 DD IG3, EAST LANCS SD IG3</p> |
|  | <p>H446-001 PORTAL SEAL TOP – 1600L (I032, J165 PORTAL ASSY)</p> | <p>H446-001 <i>Ventura</i> (ADL E400 DD IG3, POLISH SCANIA OMNICITY IG3 JAN08>)</p> |
|  | <p>H452-001 PORTAL SEAL SIDE – 2200L (I032, J165, K092, K093, K526 PORTAL ASSYS)</p> | <p>H452-001 <i>Ventura</i> (ADL E400 DD IG3, WRIGHTBUS GEMINI DD IG4, EAST LANCS SD IG3 + OLYMPUS DD IG3, WRIGHTBUS NBFL DD IG4, POLISH SCANIA OMNICITY IG3 JAN08>) NFBL IG4</p> |
|  <p>H460</p> | <p>H460 FLAP FRAME HIGH WELD ASSY 1290 RIGHT</p> | <p>H460 <i>Ventura</i></p> |
|  <p>H465</p> | <p>H465 DOORSHAFT SUPPORT ASSY RH WRIGHT IG3</p> | <p>H465 <i>Ventura</i> WRIGHTBUS ECLIPSE SD IG3 + GEMINI DD IG3, ADL E400 DD IG3, EAST LANCS SD IG3</p> |
|  <p>H469</p> | <p>H469 SHAFT IG3 CYLINDER Ø12</p> | <p>H469 <i>Ventura</i></p> |

| | | |
|---|---|--|
| <p>A close-up photograph of a precision bolt with a green threadlocker, resting on a yellow sticky note with the handwritten code 'H470'.</p> | <p>H470 PRECISION BOLT LOW</p> | <p>H470 <i>Ventura</i></p> |
| <p>A black plastic guide bracket with a white label 'H502' on a brushed metal surface.</p> | <p>H502 GUIDE BRACKET LEFT IG</p> | <p>H502 <i>Ventura</i> WRIGHTBUS ECLIPSE SD IG3 + GEMINI DD IG3, ADL E300 SD IG3, EAST LANCS SD IG3</p> |
| <p>A long, thin, silver-colored metal U-profile component.</p> | <p>H506 PORTAL RUBBER U PROFILE 1290</p> | <p>H506 <i>Ventura</i> WRIGHTBUS ECLIPSE SD IG3 + GEMINI DD IG3, EAST LANCS SD IG3</p> |
| <p>A black plastic guide bracket with a white label 'H508' on a brushed metal surface.</p> | <p>H508 GUIDE BRACKET RIGHT IG</p> | <p>H508 <i>Ventura</i> WRIGHTBUS ECLIPSE SD IG3 + GEMINI DD IG3, ADL E300 SD IG3, EAST LANCS SD IG3</p> |
| <p>A close-up photograph of an M8x25 Torx ZP screw on a yellow sticky note with the handwritten code 'H671'.</p> | <p>H671 SCREW M8x25 TORX ZP</p> | <p>H671 <i>Ventura</i></p> |
| <p>A close-up photograph of an M8x16 Torx ZP screw on a yellow sticky note with the handwritten code 'H699'.</p> | <p>H699 SCREW M8x16 TORX ZP</p> | <p>H699 <i>Ventura</i></p> |

| | | |
|---|--|---|
|  | <p>H706 BUSH 10-6,5 L=12</p> | <p>H706 <i>Ventura</i></p> |
|  | <p>H714 SLIDE PLATE POM LEFT</p> | <p>H714 <i>Ventura</i> WRIGHTBUS ECLIPSE SD IG3 + GEMINI DD IG3, ADL E300 SD IG3, EAST LANCS SD IG3 + OLYMPUS DD IG3, POLISH SCANIA OMNICITY DD IG3 , TEMSA SD IG4</p> |
|  | <p>H776 BOTTOM SUPPORT LH 135</p> | <p>H776 <i>Ventura</i></p> |
|  | <p>H777 BOTTOM SUPPORT RH 135</p> | <p>H777 <i>Ventura</i></p> |
|  | <p>H793 SLIDE PLATE POM RIGHT</p> | <p>H793 <i>Ventura</i> WRIGHTBUS ECLIPSE SD IG3 + GEMINI DD IG3, ADL E300 SD IG3, EAST LANCS SD IG3 + OLYMPUS DD IG3, POLISH SCANIA OMNICITY DD IG3 , TEMSA SD IG4</p> |
|  | <p>H901 HANDRAIL PLASTIC SPACER</p> | <p>H901 <i>Ventura</i> NBFL IG4, NBFL IG4 PLAT</p> |

| | | |
|---|--|--|
|  <p>H987</p> | <p>H987 DOORSHAFT SUPPORT ASY LH IG3</p> | <p>H987 <i>Ventura</i> WRIGHTBUS ECLIPSE SD IG3 + GEMINI DD IG3, ADL E400 DD IG3, EAST LANCS SD IG3 + OLYMPUS DD IG3, POLISH SCANIA OMNICITY DD IG3</p> |
|  <p>H988</p> | <p>H988 DOORSHAFT SUPPORT ASSY RH IG3</p> | <p>H988 <i>Ventura</i> WRIGHTBUS ECLIPSE SD IG3 + GEMINI DD IG3, ADL E400 DD IG3, EAST LANCS SD IG3 + OLYMPUS DD IG3, POLISH SCANIA OMNICITY DD IG3</p> |
|  | <p>I032 PORTAL RUBBER U PROFILE 1350</p> | <p>I032 <i>Ventura</i> ADL E400 DD IG3</p> |
|  | <p>I162 IG4 SHAFT BEARING BUSH IB=21. OD=32-33 LG=30. F=Ø38x5</p> | <p>I162 <i>Ventura</i> ADL IG3 DOORSHAFTS ALL IG4 DOORSHAFTS (2010>)</p> |
|  <p>I187</p> | <p>I187 POTENTIOMETER 125 DEG WITH CABLE ASSY</p> | <p>I187 <i>Ventura</i> POLISH SCANIA OMNICITY IG3 2008 ></p> |
|  <p>I220</p> | <p>I220 PIVOT POINT BOLT SHORT IG3</p> | <p>I220 <i>Ventura</i></p> |





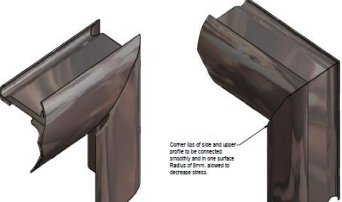

| | | |
|---|--|---|
|  | <p>I221 RING</p> | <p>I221 <i>Ventura</i></p> |
|  | <p>I291 DOOR GUIDING BRACKET</p> | <p>I291 <i>Ventura</i> EAST LANCS OLYMPUS DD IG3</p> |
|  | <p>I357 DOORSHAFT SUPPORT ASSY LH IG3 100</p> | <p>I357 <i>Ventura</i> ADL E200 SD IG4 + E300 SD IG3/IG4 + E400 DD IG3/IG4, TEMSA SD IG4</p> |
|  | <p>I358 DOORSHAFT SUPPORT ASSY RH IG3 100</p> | <p>I358 <i>Ventura</i> ADL E200 SD IG4 + E300 SD IG3/IG4 + E400 DD IG3/IG4, TEMSA SD IG4</p> |
|  | <p>I461 GUIDING BRACKET</p> | <p>I461 <i>Ventura</i> ADL E400 DD IG3</p> |
|  | <p>I571 PLUG</p> | <p>I571 <i>Ventura</i></p> |

| | | |
|--|---|--|
| | <p>I714 GUIDING SHAFT ASSY 106 x Ø28 with <i>CABLE ENTRY</i></p> <p># ROLLER ASSY = J301</p> | <p>I714 <i>Ventura</i> EAST LANCS SD/DD IG3 , MCV SD IG4, ADL E200 SD IG4 + E400 DD IG4 (SENS EDGE CABLE ENTRY)</p> |
| | <p>I893 GUIDING SHAFT ASSY 99 x Ø28 with <i>CABLE ENTRY</i></p> <p># ROLLER ASSY = J301</p> | <p>I893 <i>Ventura</i> ADL E400 DD IG3, POLISH SCANIA OMNICITY DD IG3</p> |
| | <p>I944 GUIDING BRACKET IG</p> | <p>I944 <i>Ventura</i> TEMSA SD IG4</p> |
| | <p>J964 GUIDING BRACKET FLAT</p> | <p>J964 <i>Ventura</i> ADL E200 IG3</p> |
| | <p>I989 GUIDING SHAFT ASSY 78 x Ø28 with <i>CABLE ENTRY</i></p> <p># ROLLER ASSY = J301</p> | <p>I989 <i>Ventura</i> WRIGHTBUS DD DUBLIN + GEMINI DD IG4 + NBFL DD IG4/IG4 PLAT, ADL E300 SD IG3 + DD E400+500 IG3 DUBLIN, TEMSA SD IG4 (SENS EDGE CABLE ENTRY)</p> |
| | <p>I995 SLIDE PLATE LEFT EXTENDED</p> | <p>I995 <i>Ventura</i> WRIGHTBUS ECLIPSE SD IG4 + GEMINI DD IG4 + STREETLITE SD IG4 + NBFL IG4/IG4 PLAT, ADL E300 SD IG4 + E400 DD IG4, MCV SD 112/124RLE IG4</p> |
| | <p>I996 SLIDE PLATE RIGHT EXTENDED</p> | <p>I996 <i>Ventura</i> WRIGHTBUS ECLIPSE SD IG4 + GEMINI DD IG4 + STREETLITE SD IG4 + NBFL IG4/IG4 PLAT, ADL E300 SD IG4 + E400 DD IG4, MCV SD 112/124RLE IG4</p> |

| | | |
|---|--|--|
|  | <p align="center">J122 DOOR SHAFT SUPPORT LEFT</p> | <p align="center">J122 <i>Ventura</i> MCV SD 112/124RLE IG4</p> |
|  | <p align="center">J123 DOOR SHAFT SUPPORT RIGHT</p> | <p align="center">J123 <i>Ventura</i> MCV SD 112/124RLE IG4</p> |
|  | <p align="center">J163-001 PORTAL SEAL SIDE – 2350L (I694,J205,J462,J469 PORTAL ASSYS)</p> | <p align="center">J163-001 <i>Ventura</i> (ADL E400 DD IG3, ADL E300 SD IG4 + E400 DD IG4, ADL E200 SD IG4)</p> |
|  | <p align="center">J164-001 PORTAL SEAL TOP – 1600L (I694,J205,J462,J469 PORTAL ASSYS)</p> | <p align="center">J164-001 <i>Ventura</i> (ADL E400 DD IG3, ADL E300 SD IG4 + E400 DD IG4, ADL E200 SD IG4)</p> |
|  | <p align="center">J199 COVER CAP</p> | <p align="center">J199 <i>Ventura</i></p> |
|  | <p align="center">J205 PORTAL RUBBER U PROFILE 1350</p> | <p align="center">J205 <i>Ventura</i> ADL E300 SD IG4 + E400 DD IG4</p> |
|  | <p align="center">J301 28mm IG GUIDE ROLLER ASSY (E503+504)</p> | <p align="center">J301 <i>Ventura</i> (ALL VS GUIDING SHAFT ASSYS)</p> |

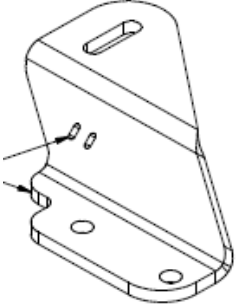
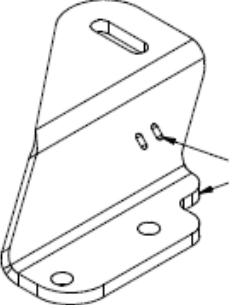

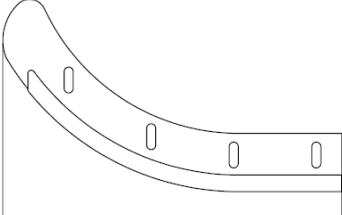
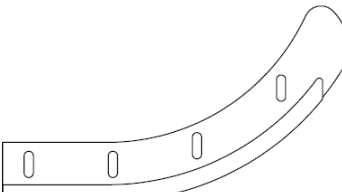

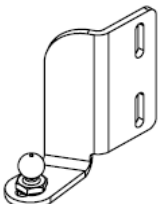
| | | |
|---|--|---|
|  | <p>J302 GUIDE SHAFT/ROLLER 85 x Ø28 (SEE ASSY L067)</p> <p># ROLLER ASSY = J301</p> | <p>J302 <i>Ventura</i> WRIGHTBUS ECLIPSE SD IG3 + GEMINI DD IG4, ADL E400 DD IG3, EAST LANCS OLYMPUS DD IG3, MCV SD 112/124RLE IG4 (NO CABLE ENTRANCE)</p> |
|  | <p>J462 PORTAL RUBBER U FRAME</p> | <p>J462 <i>Ventura</i> ADL E200 SD IG4</p> |
|  | <p>J469 PORTAL RUBBER U FRAME ADL</p> | <p>J469 <i>Ventura</i> ADL E300 SD IG3/IG4 + E400 DD IG4</p> |
|  | <p>K097-001 PORTAL SEAL TOP – 1600L (K092, K093, K526 PORTAL ASSYS)</p> | <p>J163-001 <i>Ventura</i> WRIGHTBUS GEMINI DD IG4, EAST LANCS SD IG3 + OLYMPUS DD IG3</p> |
|  | <p>K092 PORTAL RUBBER U PROFILE 1290</p> | <p>K092 <i>Ventura</i> WRIGHTBUS GEMINI DD IG4, EAST LANCS SD IG3 + OLYMPUS DD IG3, WRIGHTBUS NBFL DD IG4</p> |
|  | <p>K093 (J165) PORTAL RUBBER U PROFILE 1200</p> | <p>K093 <i>Ventura</i> POLISH SCANIA OMNICITY (JAN08 >)</p> |
| <p>Views vulcanized corners</p>  | <p>K095 PORTAL RUBBER U PROFILE 1250 (HESS)</p> | <p>K095 <i>Ventura</i> WRIGHTBUS NBFL DD IG4</p> |

| | | |
|---|---|---|
|  | <p>K522 SLIDE PLATE LEFT</p> | <p>K522 <i>Ventura</i> MCV SD 112/124RLE IG4</p> |
|  | <p>K523 SLIDE PLATE RIGHT</p> | <p>K523 <i>Ventura</i> MCV SD 112/124RLE IG4</p> |
|  | <p>K745 FLAP TORSION SPRING</p> | <p>K745 <i>Ventura</i> IG3 ACTIVE FLAPS</p> |
|  | <p>L067 GUIDE ROLLER ASSY 85 x Ø28 # ROLLER ASSY = J301</p> | <p>L067 <i>Ventura</i> WRIGHTBUS ECLIPSE SD IG3 + GEMINI DD IG4, ADL E400 DD IG3, EAST LANCS OLYMPUS DD IG3, MCV SD 112/124RLE IG4 (NO CABLE ENTRANCE)</p> |
|  | <p>L190 CONNECTOR 2-POLE RECEPTACLE</p> | <p>L190 <i>Ventura</i> WRIGHTBUS STREETLITE IGE, NBFL IG4, NBFL RS</p> |
|  | <p>L285 CONNECTOR 2-POLE MALE</p> | <p>L285 <i>Ventura</i> WRIGHTBUS IG4</p> |
|  | <p>L336-001 PORTAL SEAL TOP – 1600L (L781 PORTAL SEAL ASSY)</p> | <p>L336-001 <i>Ventura</i> MCV SD 112/124RLE/DD EVOSETI IG4, TEMSA SD IG4</p> |

| | | |
|---|---|--|
|  | <p>L337-001 PORTAL SEAL SIDE – 2500L (L781 PORTAL SEAL ASSY)</p> | <p>L337-001 <i>Ventura</i> MCV SD 112/124RLE/DD EVOSETI IG4, TEMSA SD IG4</p> |
|  | <p>L737 IG4 FLAP FRAME SIDE PLATE</p> | <p>L737 <i>Ventura</i></p> |
|  | <p>L744 BEARING POINT (IG4 ACTIVE FLAPS)</p> | <p>L744 <i>Ventura</i> NBFL IG4</p> |
|  | <p>L745 Ø8 BEARING BUSH ID=8.25x12. OD=9.12 F=13x0.42</p> | <p>L745 <i>Ventura</i> (ALL IG4 DOOR FLAPS)</p> |
|  | <p>L778 LOWER IG.4 SHAFT (FLAP) BRKT (Bush if required=L782)</p> | <p>L778 <i>Ventura</i></p> |
|  | <p>L781 PORTAL RUBBER U-FRAME 1350 # PROFILES SIDE = L337-001, TOP = L336-001)</p> | <p>L781 <i>Ventura</i> MCV SD 112/124RLE/DD EVOSETI IG4, TEMSA SD IG4</p> |
|  | <p>L782 Ø12.35 NYLON BEARING BUSH MFM ID=12.35x8 OD=18.0 F= Ø23.75x2.9</p> | <p>L782 <i>Ventura</i></p> |

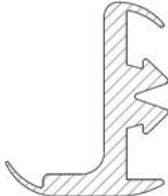
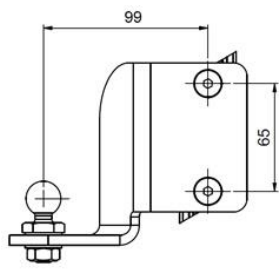
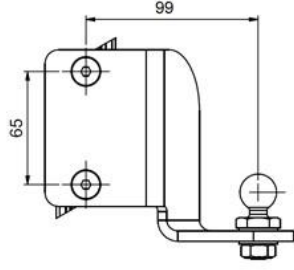


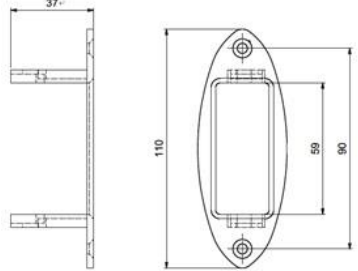
| | | |
|--|--|---|
|  <p>L886</p> | <p>L886 PIVOT POINT BOLT</p> | <p>L886 <i>Ventura</i></p> |
|  <p>L794</p> | <p>L794 FLAP TORSION SPRING (IG4 ACTIVE FLAPS) UPGRADED > SEE S555</p> | <p>L794 <i>Ventura</i> EARLIER IG4 ACTIVE FLAPS 2010-13</p> |
|  <p>L805</p> | <p>L805 BEARING LOCK FLCTEY (IG4 DOORSHAFTS)</p> | <p>L805 <i>Ventura</i></p> |
|  | <p>L846-001 (530mm) L846-002 (560mm) L846-003 (509mm) L846-004 (484mm) L846-005 (410mm) IG4 FLAP ASSEMBLY LH # BEARING BUSH = L745</p> | <p>L846-001 <i>Ventura</i> L846-002 <i>Ventura</i> L846-003 <i>Ventura</i> L846-004 <i>Ventura</i> L846-005 <i>Ventura</i> IG4 DOORS # = LENGTH CODE, SPECIFIC TO EACH VEHICLE > ADL,MCV,WRIGHTBUS</p> |
|  | <p>L846-001 (530mm) L846-002 (560mm) L846-003 (509mm) L846-004 (484mm) L846-005 (410mm) IG4 FLAP ASSEMBLY LH # BEARING BUSH = L745</p> | <p>L846-001 <i>Ventura</i> L846-002 <i>Ventura</i> L846-003 <i>Ventura</i> L846-004 <i>Ventura</i> L846-005 <i>Ventura</i> IG4 DOORS # = LENGTH CODE, SPECIFIC TO EACH VEHICLE > ADL,MCV,WRIGHTBUS</p> |
|  | <p>M195 BUSH DIA20-16 L=25 POM</p> | <p>M195 <i>Ventura</i> WRIGHTBUS IG4</p> |

| | | |
|--|--|--|
|  | <p>M298 PORTAL SEAL IG SIDE R=2200</p> | <p>M298 <i>Ventura</i></p> |
|  | <p>M299 PORTAL SEAL IG SIDE L=2200</p> | <p>M299 <i>Ventura</i></p> |
|  <p><small>Center lip of side and upper portion of seal channel should be cut to one surface. Radius of 3mm should be increased stress.</small></p> | <p>M300 PORTAL RUBBER U PROFILE 1290 (HESS) MIDI</p> | <p>M300 <i>Ventura</i> WRIGHTBUS STREETLIE SD IG4</p> |
|  | <p>M414 DOOR PROFILE L463 - PLUG FOR SENS EDGE WIRE ENTRY</p> | <p>M414 <i>Ventura</i> WRIGHTBUS IG4</p> |
|  <p><small>Center lip of side and upper portion of seal channel should be cut to one surface. Radius of 3mm should be increased stress.</small></p> | <p>M442 PORTAL U-FRAME (L366/7) IG 1290</p> | <p>M442 <i>Ventura</i> MCV SD 112/124RLE IG4</p> |
|  | <p>M592 GUIDING BRACKET LEFT</p> | <p>M592 <i>Ventura</i> ADL E200 SD IG4 + E300 SD IG4 + E400 DD IG4</p> |
|  | <p>M593 GUIDING BRACKET RIGHT</p> | <p>M593 <i>Ventura</i> ADL E200 SD IG4 + E300 SD IG4 + E400 DD IG4</p> |

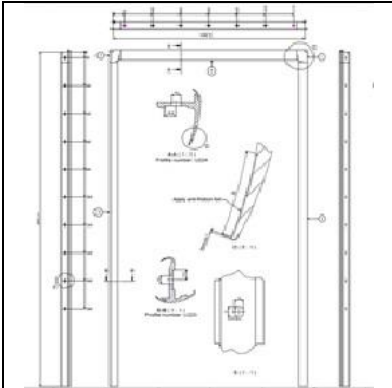
| | | |
|---|--|---|
|  | <p>M670 GUIDING BRACKET LEFT</p> | <p>M670 <i>Ventura</i> MCV SD 112/124RLE IG4</p> |
|  | <p>M671 GUIDING BRACKET RIGHT</p> | <p>M671 <i>Ventura</i> MCV SD 112/124RLE IG4</p> |
|  | <p>M717 GUIDING BRACKET</p> | <p>M717 <i>Ventura</i> WRIGHTBUS ECLIPSE SD IG4 + GEMINI DD IG4 + NBFL DD IG4/IG4 PLAT</p> |
|  | <p>M918 SLIDE PLATE POM LEFT SMALL</p> | <p>M918 <i>Ventura</i> ADL E200 SD IG4</p> |
|  | <p>M919 SLIDE PLATE POM RIGHT SMALL</p> | <p>M919 <i>Ventura</i> ADL E200 SD IG4</p> |
|  | <p>N010 RUBBER COVERPLATE</p> | <p>N010 <i>Ventura</i> WRIGHTBUS STREETLITE IGE</p> |
|  | <p>N035 DOOR SHAFT SUPPORT LEFT</p> | <p>N035 <i>Ventura</i> MCV SD 112/124RLE IG4</p> |

| | | |
|---|--|---|
|  | <p align="center">N036 DOOR SHAFT SUPPORT RIGHT</p> | <p align="center">N036 <i>Ventura</i> MCV SD 112/124RLE IG4</p> |
|  | <p align="center">N058 DOOR SHAFT SUPPORT ASSY</p> | <p align="center">N058 <i>Ventura</i> WRIGHTBUS ECLIPSE SD IG4 + GEMINI DD IG4 + STREETLITE SD IG4 + NBFL DD IG4</p> |
|  | <p align="center">N059 BOTTOM SUPPORT R 90 (TOGGLE NUT)</p> | <p align="center">N059 <i>Ventura</i> WRIGHTBUS ECLIPSE SD IG4 + GEMINI DD IG4 + STREETLITE SD IG4 + NBFL DD IG4</p> |
|  | <p align="center">N881 BOTTOM SUPPORT LH ASSY 90</p> | <p align="center">N881 <i>Ventura</i> ADL E200/E400 IG4</p> |
|  | <p align="center">N882 BOTTOM SUPPORT RH ASSY 90</p> | <p align="center">N882 <i>Ventura</i> ADL E200/E400 IG4</p> |
|  | <p align="center">O400 BOTTOM SUPPORT R 77 (TOGGLE NUT)</p> | <p align="center">O400 <i>Ventura</i> WRIGHTBUS NBFL DD IG4/IG4 PLAT</p> |
|  | <p align="center">O411 TAPPING PLATE WEDGE</p> | <p align="center">O411 <i>Ventura</i></p> |

| | | |
|---|--|---|
|  | <p>P725 GUIDING BRACKET L 72.5mm</p> | <p>P725 <i>Ventura</i> WRIGHTBUS ECLIPSE SD IG4</p> |
|  | <p>P726 GUIDING BRACKET R 72.5mm</p> | <p>P726 <i>Ventura</i> WRIGHTBUS ECLIPSE SD IG4</p> |
|  | <p>P840 TAPPING STRIP 2Xm5</p> | <p>P840 <i>Ventura</i> WRIGHTBUS IG4</p> |
|  | <p>Q913 POM BLOCK BENDED DOOR</p> | <p>G419 <i>Ventura</i> WRIGHTBUS IG4</p> |
|  | <p>R042 SEAL VA0155-L 1880</p> <p>R043 SEAL VA0155-R 1880</p> | <p>R042 <i>Ventura</i> WRIGHTBUS IG4</p> <p>R043 <i>Ventura</i> WRIGHTBUS IG4</p> |
|  | <p>S555 EXTENSION SPRING TR1310</p>  <p>< PREVIOUS VERSION</p> <p># REPLACES L794</p> | <p>S555 <i>Ventura</i> IG4 ACTIVE FLAPS (2013 >)</p> |
|  | <p>U446-001 PORTAL SEAL TOP L=1600</p> | <p>U446-001 <i>Ventura</i> ADL E200 EV</p> |

| | | |
|---|---|---|
|  | <p align="center">U447-001 PORTAL SEAL SIDE L=2200</p> | <p align="center">U447-001 <i>Ventura</i> ADL E200 EV</p> |
|  | <p align="center">U537 IG BOTTOM SUPPORT L100 TOGGLE NUTS</p> | <p align="center">U537 <i>Ventura</i> ADL E400 MMC</p> |
|  | <p align="center">U538 IG BOTTOM SUPPORT R100 TOGGLE NUTS</p> | <p align="center">U538 <i>Ventura</i> ADL E400 MMC</p> |
|  | <p align="center">VA0184 / VA0186 SEAL VA0115-L 2200 / 2000 VA0185 / VA0187 SEAL VA0115-R 2200 / 2000</p> | <p align="center">VA0184/VA0186 VA0185/VA0187 <i>Ventura</i> ADL E200, WRIGHTBUS STREETLITE IG4 LATER</p> |
|  | <p align="center">VA0317 GUIDING SHAFT ASS. 98 M10 # ROLLER ASSY = J301</p> | <p align="center">VA0317 <i>Ventura</i> ADL E200 EV</p> |
|  | <p align="center">VA0541 SENSOR BRACKET</p> | <p align="center">VA0541 <i>Ventura</i></p> |

| | | |
|---|--|---|
|  | <p>VA2287 SEAL VA0115-L 1870_8K2</p> <p>VA2288 SEAL VA0115-R 1870_8K2</p> <p># ASSY INCL SENS EDGE</p> | <p>VA2287 <i>Ventura</i> WRIGHTBUS STREETLITE IGE</p> |
|  | <p>VA3302 FOOT SIDE SENS EDGE – IG4</p> | <p>VA3302 <i>Ventura</i> WRIGHTBUS NBFL PLATFORM (NBFL IG4 PLAT)</p> |
|  | <p>VA3699 FOOT SENS EDGE - IG4</p> | <p>VA3699 <i>Ventura</i> WRIGHTBUS NBFL PLATFORM (NBFL IG4 PLAT)</p> |
|  | <p>VA3702 COVER CENTRE - NBFL FOOT SENS</p> | <p>VA3702 <i>Ventura</i> WRIGHTBUS NBFL</p> |
|  | <p>VA3703 COVER LEFT - NBFL FOOT SENS</p> | <p>VA3703 <i>Ventura</i> WRIGHTBUS NBFL</p> |
|  | <p>VA3860 DOORSHAFT TORQUE TOOL – IG4</p> <p>VA4146 DOORSHAFT TORQUE TOOL – IG3</p> | <p>VA3860 <i>Ventura</i> VA4146 <i>Ventura</i> ALL INWARD GLIDERS IG4 – 2010 > IG3 – 2009 <</p> |



V4286
PORTAL SEAL 1290 STRIP MOUNT

VA4286 *Ventura*