

TDS PRODUCT IMAGE SHEET >

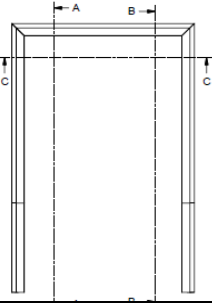
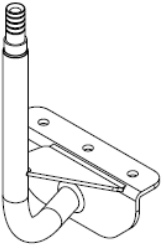
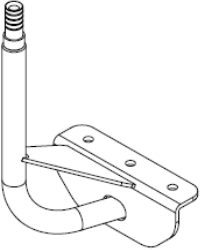

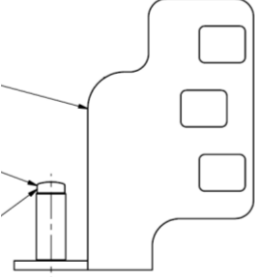

**VENTURA – INWARD GLIDER – DOOR LEAVES & SHAFTS**

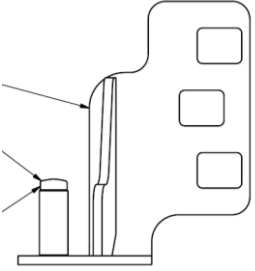






Image	TDS Part Number & Description	OE Part Numbers (WHERE FITTED)
	<p><b>A249</b> M8 DIN125A WASHER ZP</p>	<p><b>A249</b> <i>Ventura</i></p>
	<p><b>B253</b> Ø16 NYLON BEARING BUSH ID=16x22. OD=22 F= Ø30x2.5</p>	<p><b>B253</b> <i>Ventura</i> NBFL IG4</p>
	<p><b>B326</b> BOLT DIN 912 M6x30 DM</p>	<p><b>B326</b> <i>Ventura</i> WRIGHTBUS PS2</p>
	<p><b>B585</b> PIVOT BOLT M6</p>	<p><b>B585</b> <i>Ventura</i> WRIGHTBUS STREETLITE IGE</p>
	<p><b>B768</b> END RUBBER PROFILE IG</p>	<p><b>B768</b> <i>Ventura</i></p>

 <p>C130</p>	<p><b>C130</b> TAPPING STRIP 2xM8</p>	<p><b>C130</b> <i>Ventura</i></p>
	<p><b>C449-100</b> EDGE PROTECTION RUBBER</p>	<p><b>C449-100</b> <i>Ventura</i> WRIGHTBUS IG4</p>
 <p>C260</p>	<p><b>C260</b> POTENTIOMETER</p>	<p><b>C260</b> <i>Ventura</i> POLISH SCANIA OMNICITY DD IG3 &lt; 2007</p>
 <p>C272</p>	<p><b>C272</b> HANDRAIL NYLON CAP</p>	<p><b>C272</b> <i>Ventura</i></p>
 <p>C456</p>	<p><b>C456</b> Screw Din 916 M8x10 ZP</p>	<p><b>C456</b> <i>Ventura</i></p>
 <p>C670</p>	<p><b>C670</b> GLASS SEALING TAPE 3x9 BLACK</p>	<p><b>C670</b> <i>Ventura</i></p>
 <p>D112</p>	<p><b>D112</b> Ø 25 BEARING BLOCK FLCTEY # FIXINGS = H425 Bolt, A808 Nut &amp; D870 Lock Disc</p>	<p><b>D112</b> <i>Ventura</i> (IG3 DOORSHAFT ASSYS)</p>

	<p><b>D331-###</b> SENSITIVE EDGE STRIPS</p> <p># SEE CATEGORY ELECTRICAL SHEET FOR VEHICLE SPECIFIC SIZES &amp; P/Ns</p>	<p><b>D331-###</b> <i>Ventura</i></p>
	<p><b>D538</b> THREAD BLOCK 2xM12</p>	<p><b>D538</b> <i>Ventura</i></p>
	<p><b>E096</b> CATCH PIN RIGHT (PS)</p>	<p><b>E096</b> <i>Ventura</i> EAST LANCS OLYMPUS DD IG3, POLISH SCANIA OMNICITY DD IG3</p>
	<p><b>E097</b> CATCH PIN LEFT (PS)</p>	<p><b>E097</b> <i>Ventura</i> EAST LANCS OLYMPUS DD IG3, POLISH SCANIA OMNICITY DD IG3</p>
	<p><b>E818</b> BOTTOM SUPPORT ASSY LEFT (PS)</p>	<p><b>E818</b> <i>Ventura</i> WRIGHTBUS ECLIPSE SD IG3 + GEMINI DD IG3, ADL E400 DD IG3, EAST LANCS SD IG3, POLISH SCANIA OMNICITY DD IG3</p>
	<p><b>F010</b> SPACER 19-15 L=5</p>	<p><b>F010</b> <i>Ventura</i> WRIGHTBUS IG4</p>
	<p><b>F302</b> BOTTOM SUPPORT ASSY RIGHT (PS)</p>	<p><b>F302</b> <i>Ventura</i> WRIGHTBUS ECLIPSE SD IG3 + GEMINI DD IG3, ADL E400 DD IG3, EAST LANCS SD IG3, POLISH SCANIA OMNICITY DD IG3</p>

	<p><b>F534</b> BOLT M8x18 ZP</p>	<p><b>F534</b> <i>Ventura</i></p>
	<p><b>F597</b> DOORSEAL MIDDLE (IG) 2200mm</p>	<p><b>F597</b> <i>Ventura</i></p>
	<p><b>F629</b> FLAP BOTTOM RUBBER (IG)</p>	<p><b>F629</b> <i>Ventura</i></p>
	<p><b>F629-002</b> FLAP RUBBER L=600</p>	<p><b>F629-002</b> <i>Ventura</i> WRIGHTBUS STREETLITE IGE</p>
	<p><b>F640</b> FLANGED BEARING BUSH Ø8x10 OD=10</p>	<p><b>F640</b> <i>Ventura</i></p>
	<p><b>F681</b> Ø14 PLAIN SPH BEARING DIN648 GE14 ID=14. OD=28x13.35</p>	<p><b>F681</b> <i>Ventura</i> DOORSHAFT TOP ARM BEARING NBFL IG4</p>

	<p><b>F858</b> PORTAL RUBBER U-FRAME F617 OMNI</p>	<p><b>F858</b> <i>Ventura</i> POLISH SCANIA OMNICITY DD IG3</p>
	<p><b>F864</b> GUIDING BRACKET IG3 LH OMNI</p>	<p><b>F864</b> <i>Ventura</i> POLISH SCANIA OMNICITY DD IG3</p>
	<p><b>F865</b> GUIDING BRACKET IG3 RH OMNI</p>	<p><b>F865</b> <i>Ventura</i> POLISH SCANIA OMNICITY DD IG3</p>
	<p><b>G202</b> RUBBER ENDSTOP</p>	<p><b>G202</b> <i>Ventura</i> NBFL RS</p>
	<p><b>G257</b> DOOR SHAFT SUPPORT ASSY LH IG3</p>	<p><b>G257</b> <i>Ventura</i> POLISH SCANIA OMNICITY DD IG3</p>
	<p><b>G260</b> CABLE CLAMP</p>	<p><b>G260</b> <i>Ventura</i></p>



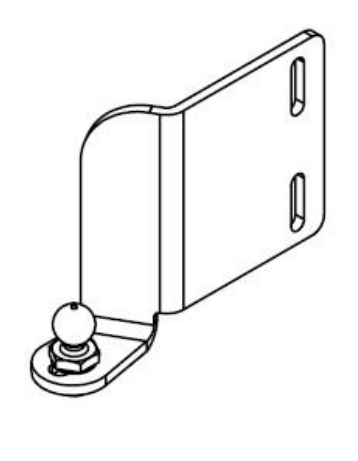
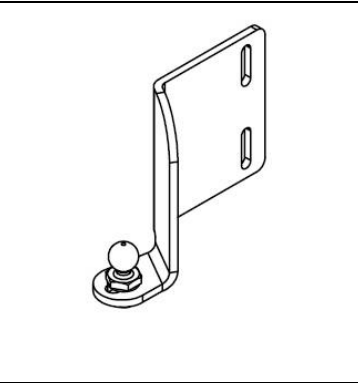


	<p align="center"><b>G298</b> DOOR SHAFT SUPPORT ASSY RH IG3</p>	<p align="center"><b>G298</b> <i>Ventura</i> POLISH SCANIA OMNICITY DD IG3</p>
	<p align="center"><b>G379</b> LOWER IG.3 SHAFT BRKT ASSY LH (Bush if required=H074)</p>	<p align="center"><b>G379</b> <i>Ventura</i></p>
	<p align="center"><b>G446</b> FLAP TOP RUBBER (IG)</p>	<p align="center"><b>G446</b> <i>Ventura</i></p>
	<p align="center"><b>G613</b> BLIND RIVET NUT</p>	<p align="center"><b>G613</b> <i>Ventura</i></p>
	<p align="center"><b>G756</b> RETAINING CLIP</p>	<p align="center"><b>G756</b> <i>Ventura</i></p>
	<p align="center"><b>G932</b> HANDRAIL BOLT</p>	<p align="center"><b>G932</b> <i>Ventura</i></p>
	<p align="center"><b>G951</b> PIVOT BOLT M10</p>	<p align="center"><b>G951</b> <i>Ventura</i></p>

	<p><b>G955</b> PIVOT PLATE</p>	<p><b>G955</b> <i>Ventura</i></p>
 <p style="text-align: center; font-size: small;">G967</p>	<p><b>G967</b> SUPPORT PLATE</p>	<p><b>G967</b> <i>Ventura</i></p>
	<p><b>G968</b> BUSH DIA 16-10 L=14</p>	<p><b>G968</b> <i>Ventura</i> WRIGHTBUS IG4</p>
 <p style="text-align: center; font-size: small;">G989</p>	<p><b>G989</b> PIVOT PIN</p>	<p><b>G989</b> <i>Ventura</i></p>
 <p style="text-align: center; font-size: small;">H047</p>	<p><b>H047</b> SHAFT FOR IGP HEIGHT ADJUST</p>	<p><b>H047</b> <i>Ventura</i></p>
	<p><b>H072</b> IG3 SHAFT BEARING BUSH IB=21. OD=29.25-30 LG=30. F= Ø 38x5</p>	<p><b>H072</b> <i>Ventura</i> WRIGHTBUS IG3 DOORSHAFTS, NBFL IG4 PLAT</p>
	<p><b>H074</b> Ø12.4 NYLON BEARING BUSH ID=12.4 OD=16.25 LG=10, F= Ø22x2.0</p>	<p><b>H074</b> <i>Ventura</i> (DOORSHAFT BEARING BUSH IG3 LOWER BRACKET)</p>

	<p><b>H404</b> FLAP FRAME HIGH WELD ASSY 1290 LEFT</p>	<p><b>H404</b> <i>Ventura</i></p>
	<p><b>H425</b> M8x35 HEX HD SCREW 8.8 BZP</p>	<p><b>H425</b> <i>Ventura</i></p>
	<p><b>H437</b> DOORSHAFT SUPPORT ASSY LH WRIGHT IG3</p>	<p><b>H437</b> <i>Ventura</i> WRIGHTBUS ECLIPSE SD IG3 + GEMINI DD IG3, ADL E400 DD IG3, EAST LANCS SD IG3</p>
	<p><b>H446-001</b> PORTAL SEAL TOP – 1600L (I032, J165 PORTAL ASSY)</p>	<p><b>H446-001</b> <i>Ventura</i> (ADL E400 DD IG3, POLISH SCANIA OMNICITY IG3 JAN08&gt;)</p>
	<p><b>H452-001</b> PORTAL SEAL SIDE – 2200L (I032, J165, K092, K093, K526 PORTAL ASSYS)</p>	<p><b>H452-001</b> <i>Ventura</i> (ADL E400 DD IG3, WRIGHTBUS GEMINI DD IG4, EAST LANCS SD IG3 + OLYMPUS DD IG3, WRIGHTBUS NBFL DD IG4, POLISH SCANIA OMNICITY IG3 JAN08&gt;) NFBL IG4</p>
	<p><b>H460</b> FLAP FRAME HIGH WELD ASSY 1290 RIGHT</p>	<p><b>H460</b> <i>Ventura</i></p>
	<p><b>H465</b> DOORSHAFT SUPPORT ASSY RH WRIGHT IG3</p>	<p><b>H465</b> <i>Ventura</i> WRIGHTBUS ECLIPSE SD IG3 + GEMINI DD IG3, ADL E400 DD IG3, EAST LANCS SD IG3</p>


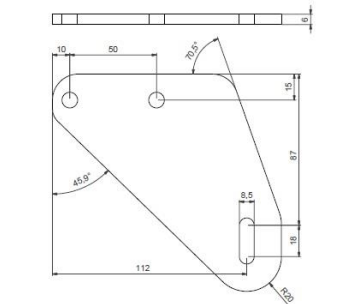


	<p><b>H469</b> SHAFT IG3 CYLINDER Ø12</p>	<p><b>H469</b> <i>Ventura</i></p>
	<p><b>H470</b> PRECISION BOLT LOW</p>	<p><b>H470</b> <i>Ventura</i></p>
	<p><b>H502</b> GUIDE BRACKET LEFT IG</p>	<p><b>H502</b> <i>Ventura</i> WRIGHTBUS ECLIPSE SD IG3 + GEMINI DD IG3, ADL E300 SD IG3, EAST LANCS SD IG3</p>
	<p><b>H506</b> PORTAL RUBBER U PROFILE 1290</p>	<p><b>H506</b> <i>Ventura</i> WRIGHTBUS ECLIPSE SD IG3 + GEMINI DD IG3, EAST LANCS SD IG3</p>
	<p><b>H508</b> GUIDE BRACKET RIGHT IG</p>	<p><b>H508</b> <i>Ventura</i> WRIGHTBUS ECLIPSE SD IG3 + GEMINI DD IG3, ADL E300 SD IG3, EAST LANCS SD IG3</p>
	<p><b>H671</b> SCREW M8x25 TORX ZP</p>	<p><b>H671</b> <i>Ventura</i></p>
	<p><b>H699</b> SCREW M8x16 TORX ZP</p>	<p><b>H699</b> <i>Ventura</i></p>

	<p><b>H706</b> BUSH 10-6,5 L=12</p>	<p><b>H706</b> <i>Ventura</i></p>
	<p><b>H714</b> SLIDE PLATE POM LEFT</p>	<p><b>H714</b> <i>Ventura</i> WRIGHTBUS ECLIPSE SD IG3 + GEMINI DD IG3, ADL E300 SD IG3, EAST LANCS SD IG3 + OLYMPUS DD IG3, POLISH SCANIA OMNICITY DD IG3 , TEMSA SD IG4</p>
	<p><b>H776</b> BOTTOM SUPPORT LH 135</p>	<p><b>H776</b> <i>Ventura</i></p>
	<p><b>H777</b> BOTTOM SUPPORT RH 135</p>	<p><b>H777</b> <i>Ventura</i></p>
	<p><b>H793</b> SLIDE PLATE POM RIGHT</p>	<p><b>H793</b> <i>Ventura</i> WRIGHTBUS ECLIPSE SD IG3 + GEMINI DD IG3, ADL E300 SD IG3, EAST LANCS SD IG3 + OLYMPUS DD IG3, POLISH SCANIA OMNICITY DD IG3 , TEMSA SD IG4</p>
	<p><b>H901</b> HANDRAIL PLASTIC SPACER</p>	<p><b>H901</b> <i>Ventura</i> NBFL IG4, NBFL IG4 PLAT</p>

	<p><b>H987</b> DOORSHAFT SUPPORT ASY LH IG3</p>	<p><b>H987</b> <i>Ventura</i> WRIGHTBUS ECLIPSE SD IG3 + GEMINI DD IG3, ADL E400 DD IG3, EAST LANCS SD IG3 + OLYMPUS DD IG3, POLISH SCANIA OMNICITY DD IG3</p>
	<p><b>H988</b> DOORSHAFT SUPPORT ASSY RH IG3</p>	<p><b>H988</b> <i>Ventura</i> WRIGHTBUS ECLIPSE SD IG3 + GEMINI DD IG3, ADL E400 DD IG3, EAST LANCS SD IG3 + OLYMPUS DD IG3, POLISH SCANIA OMNICITY DD IG3</p>
	<p><b>I032</b> PORTAL RUBBER U PROFILE 1350</p>	<p><b>I032</b> <i>Ventura</i> ADL E400 DD IG3</p>
	<p><b>I162</b> IG4 SHAFT BEARING BUSH IB=21. OD=32-33 LG=30. F=Ø38x5</p>	<p><b>I162</b> <i>Ventura</i> ADL IG3 DOORSHAFTS ALL IG4 DOORSHAFTS (2010&gt;)</p>
	<p><b>I187</b> POTENTIOMETER 125 DEG WITH CABLE ASSY</p>	<p><b>I187</b> <i>Ventura</i> POLISH SCANIA OMNICITY IG3 2008 &gt;</p>
	<p><b>I220</b> PIVOT POINT BOLT SHORT IG3</p>	<p><b>I220</b> <i>Ventura</i></p>

	<p><b>I221</b> RING</p>	<p><b>I221</b> <i>Ventura</i></p>
	<p><b>I291</b> DOOR GUIDING BRACKET</p>	<p><b>I291</b> <i>Ventura</i> EAST LANCS OLYMPUS DD IG3</p>
	<p><b>I357</b> DOORSHAFT SUPPORT ASSY LH IG3 100</p>	<p><b>I357</b> <i>Ventura</i> ADL E200 SD IG4 + E300 SD IG3/IG4 + E400 DD IG3/IG4, TEMSA SD IG4</p>
	<p><b>I358</b> DOORSHAFT SUPPORT ASSY RH IG3 100</p>	<p><b>I358</b> <i>Ventura</i> ADL E200 SD IG4 + E300 SD IG3/IG4 + E400 DD IG3/IG4, TEMSA SD IG4</p>
	<p><b>I461</b> GUIDING BRACKET</p>	<p><b>I461</b> <i>Ventura</i> ADL E400 DD IG3</p>
	<p><b>I571</b> PLUG</p>	<p><b>I571</b> <i>Ventura</i></p>

	<p><b>I714</b> GUIDING SHAFT ASSY 106 x Ø28 with <i>CABLE ENTRY</i></p> <p># ROLLER ASSY = J301</p>	<p><b>I714</b> <i>Ventura</i> EAST LANCS SD/DD IG3 , MCV SD IG4, ADL E200 SD IG4 + E400 DD IG4 (SENS EDGE CABLE ENTRY)</p>
	<p><b>I893</b> GUIDING SHAFT ASSY 99 x Ø28 with <i>CABLE ENTRY</i></p> <p># ROLLER ASSY = J301</p>	<p><b>I893</b> <i>Ventura</i> ADL E400 DD IG3, POLISH SCANIA OMNICITY DD IG3</p>
	<p><b>I944</b> GUIDING BRACKET IG</p>	<p><b>I944</b> <i>Ventura</i> TEMSA SD IG4</p>
	<p><b>I964</b> GUIDING BRACKET FLAT</p>	<p><b>I964</b> <i>Ventura</i> ADL E200 IG3</p>
	<p><b>I989</b> GUIDING SHAFT ASSY 78 x Ø28 with <i>CABLE ENTRY</i></p> <p># ROLLER ASSY = J301</p>	<p><b>I989</b> <i>Ventura</i> WRIGHTBUS DD DUBLIN + GEMINI DD IG4 + NBFL DD IG4/IG4 PLAT, ADL E300 SD IG3 + DD E400+500 IG3 DUBLIN, TEMSA SD IG4 (SENS EDGE CABLE ENTRY)</p>
	<p><b>I995</b> SLIDE PLATE LEFT EXTENDED</p>	<p><b>I995</b> <i>Ventura</i> WRIGHTBUS ECLIPSE SD IG4 + GEMINI DD IG4 + STREETLITE SD IG4 + NBFL IG4/IG4 PLAT, ADL E300 SD IG4 + E400 DD IG4, MCV SD 112/124RLE IG4</p>
	<p><b>I996</b> SLIDE PLATE RIGHT EXTENDED</p>	<p><b>I996</b> <i>Ventura</i> WRIGHTBUS ECLIPSE SD IG4 + GEMINI DD IG4 + STREETLITE SD IG4 + NBFL IG4/IG4 PLAT, ADL E300 SD IG4 + E400 DD IG4, MCV SD 112/124RLE IG4</p>

	<p align="center"><b>J122</b> DOOR SHAFT SUPPORT LEFT</p>	<p align="center"><b>J122</b> <i>Ventura</i> MCV SD 112/124RLE IG4</p>
	<p align="center"><b>J123</b> DOOR SHAFT SUPPORT RIGHT</p>	<p align="center"><b>J123</b> <i>Ventura</i> MCV SD 112/124RLE IG4</p>
	<p align="center"><b>J163-001</b> PORTAL SEAL SIDE – 2350L  (I694,J205,J462,J469 PORTAL ASSYS)</p>	<p align="center"><b>J163-001</b> <i>Ventura</i> (ADL E400 DD IG3, ADL E300 SD IG4 + E400 DD IG4, ADL E200 SD IG4)</p>
	<p align="center"><b>J164-001</b> PORTAL SEAL TOP – 1600L  (I694,J205,J462,J469 PORTAL ASSYS)</p>	<p align="center"><b>J164-001</b> <i>Ventura</i> (ADL E400 DD IG3, ADL E300 SD IG4 + E400 DD IG4, ADL E200 SD IG4)</p>
	<p align="center"><b>J199</b> COVER CAP</p>	<p align="center"><b>J199</b> <i>Ventura</i></p>
	<p align="center"><b>J205</b> PORTAL RUBBER U PROFILE 1350</p>	<p align="center"><b>J205</b> <i>Ventura</i> ADL E300 SD IG4 + E400 DD IG4</p>
	<p align="center"><b>J301</b> 28mm IG GUIDE ROLLER ASSY (E503+504)</p>	<p align="center"><b>J301</b> <i>Ventura</i> (ALL VS GUIDING SHAFT ASSYS)</p>

	<p><b>J302</b> GUIDE SHAFT/ROLLER 85 x Ø28 (SEE ASSY L067)  # ROLLER ASSY = J301</p>	<p><b>J302</b> Ventura WRIGHTBUS ECLIPSE SD IG3 + GEMINI DD IG4, ADL E400 DD IG3, EAST LANCS OLYMPUS DD IG3, MCV SD 112/124RLE IG4 (NO CABLE ENTRANCE)</p>
	<p><b>J462</b> PORTAL RUBBER U FRAME</p>	<p><b>J462</b> Ventura ADL E200 SD IG4</p>
	<p><b>J469</b> PORTAL RUBBER U FRAME ADL</p>	<p><b>J469</b> Ventura ADL E300 SD IG3/IG4 + E400 DD IG4</p>
	<p><b>K097-001</b> PORTAL SEAL TOP – 1600L  (K092, K093, K526 PORTAL ASSYS)</p>	<p><b>J163-001</b> Ventura WRIGHTBUS GEMINI DD IG4, EAST LANCS SD IG3 + OLYMPUS DD IG3</p>
	<p><b>K092</b> PORTAL RUBBER U PROFILE 1290</p>	<p><b>K092</b> Ventura WRIGHTBUS GEMINI DD IG4, EAST LANCS SD IG3 + OLYMPUS DD IG3, WRIGHTBUS NBFL DD IG4</p>
	<p><b>K093 (J165)</b> PORTAL RUBBER U PROFILE 1200</p>	<p><b>K093</b> Ventura POLISH SCANIA OMNICITY (JAN08 &gt;)</p>
	<p><b>K095</b> PORTAL RUBBER U PROFILE 1250 (HESS)</p>	<p><b>K095</b> Ventura WRIGHTBUS NBFL DD IG4</p>

	<p><b>K522</b> SLIDE PLATE LEFT</p>	<p><b>K522</b> <i>Ventura</i> MCV SD 112/124RLE IG4</p>
	<p><b>K523</b> SLIDE PLATE RIGHT</p>	<p><b>K523</b> <i>Ventura</i> MCV SD 112/124RLE IG4</p>
	<p><b>K745</b> FLAP TORSION SPRING</p>	<p><b>K745</b> <i>Ventura</i> IG3 ACTIVE FLAPS</p>
	<p><b>L067</b> GUIDE ROLLER ASSY 85 x Ø28  # ROLLER ASSY = J301</p>	<p><b>L067</b> <i>Ventura</i> WRIGHTBUS ECLIPSE SD IG3 + GEMINI DD IG4, ADL E400 DD IG3, EAST LANCS OLYMPUS DD IG3, MCV SD 112/124RLE IG4 (NO CABLE ENTRANCE)</p>
	<p><b>L190</b> CONNECTOR 2-POLE RECEPTACLE</p>	<p><b>L190</b> <i>Ventura</i> WRIGHTBUS STREETLITE IGE, NBFL IG4, NBFL RS</p>
	<p><b>L285</b> CONNECTOR 2-POLE MALE</p>	<p><b>L285</b> <i>Ventura</i> WRIGHTBUS IG4</p>
	<p><b>L336-001</b> PORTAL SEAL TOP – 1600L  # USED ON L781,M442,M650 PORTAL SEAL ASSYS</p>	<p><b>L336-001</b> <i>Ventura</i> MCV SD 112/124RLE/DD EVOSSETI IG4, EVORA IG4, TEMSA SD IG4</p>


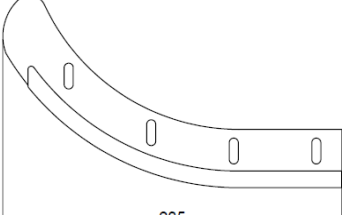
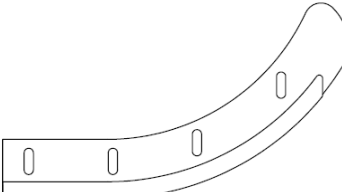

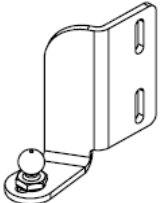
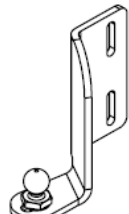



	<p><b>L337-001</b> PORTAL SEAL SIDE – 2500L</p> <p># USED ON L781,M442,M650 PORTAL SEAL ASSYS</p>	<p><b>L337-001</b> <i>Ventura</i> MCV SD 112/124RLE/DD EVOSETI IG4, EVORA IG4, TEMSA SD IG4</p>
	<p><b>L737</b> IG4 FLAP FRAME SIDE PLATE</p>	<p><b>L737</b> <i>Ventura</i></p>
	<p><b>L744</b> BEARING POINT (IG4 ACTIVE FLAPS)</p>	<p><b>L744</b> <i>Ventura</i> NBFL IG4</p>
	<p><b>L745</b> Ø8 BEARING BUSH ID=8.25x12. OD=9.12 F=13x0.42</p>	<p><b>L745</b> <i>Ventura</i> (ALL IG4 DOOR FLAPS)</p>
	<p><b>L778</b> LOWER IG.4 SHAFT (FLAP) BRKT (Bush if required=L782)</p>	<p><b>L778</b> <i>Ventura</i></p>
	<p><b>L781</b> PORTAL RUBBER U-FRAME 1350 # PROFILES SIDE = L337-001, TOP = L336-001)</p>	<p><b>L781</b> <i>Ventura</i> MCV SD 112/124RLE/DD EVOSETI IG4, TEMSA SD IG4</p>
	<p><b>L782</b> Ø12.35 NYLON BEARING BUSH MFM ID=12.35x8 OD=18.0 F= Ø23.75x2.9</p>	<p><b>L782</b> <i>Ventura</i></p>

	<p><b>L787</b> HANDRAIL LH 1290 BEND (UNPAINTED)</p>	<p><b>L787</b> <i>Ventura</i></p>
	<p><b>L788</b> HANDRAIL RH 1290 BEND (UNPAINTED)</p>	<p><b>L788</b> <i>Ventura</i></p>
 <p>L886</p>	<p><b>L886</b> PIVOT POINT BOLT</p>	<p><b>L886</b> <i>Ventura</i></p>
 <p>L794</p>	<p><b>L794</b> FLAP TORSION SPRING (IG4 ACTIVE FLAPS)  UPGRADED &gt; SEE S555</p>	<p><b>L794</b> <i>Ventura</i> EARLIER IG4 ACTIVE FLAPS 2010-13</p>
 <p>L805</p>	<p><b>L805</b> BEARING LOCK FLCTEY (IG4 DOORSHAFTS)</p>	<p><b>L805</b> <i>Ventura</i></p>

	<p><b>L846-001</b> (530mm)  <b>L846-002</b> (560mm)  <b>L846-003</b> (509mm)  <b>L846-004</b> (484mm)  <b>L846-005</b> (410mm)                  IG4 FLAP ASSEMBLY LH</p> <p># BEARING BUSH = L745</p>	<p><b>L846-001</b> <i>Ventura</i>  <b>L846-002</b> <i>Ventura</i>  <b>L846-003</b> <i>Ventura</i>  <b>L846-004</b> <i>Ventura</i>  <b>L846-005</b> <i>Ventura</i>                  IG4 DOORS</p> <p># = LENGTH CODE, SPECIFIC TO EACH VEHICLE                  &gt; ADL,MCV,WRIGHTBUS</p>
	<p><b>L846-001</b> (530mm)  <b>L846-002</b> (560mm)  <b>L846-003</b> (509mm)  <b>L846-004</b> (484mm)  <b>L846-005</b> (410mm)                  IG4 FLAP ASSEMBLY LH</p> <p># BEARING BUSH = L745</p>	<p><b>L846-001</b> <i>Ventura</i>  <b>L846-002</b> <i>Ventura</i>  <b>L846-003</b> <i>Ventura</i>  <b>L846-004</b> <i>Ventura</i>  <b>L846-005</b> <i>Ventura</i>                  IG4 DOORS</p> <p># = LENGTH CODE, SPECIFIC TO EACH VEHICLE                  &gt; ADL,MCV,WRIGHTBUS</p>
	<p><b>M195</b>                  BUSH DIA20-16 L=25 POM</p>	<p><b>M195</b> <i>Ventura</i>                  WRIGHTBUS IG4</p>
	<p><b>M298</b>                  PORTAL SEAL IG TOP</p>	<p><b>M298</b> <i>Ventura</i>                  WRIGHTBUS STREETLIE / EURO6 IG4</p>
	<p><b>M299</b>                  PORTAL SEAL IG SIDE L=2200</p>	<p><b>M299</b> <i>Ventura</i>                  WRIGHTBUS STREETLIE / EURO6 IG4</p>
	<p><b>M300</b>                  PORTAL RUBBER U PROFILE 1290                  (HESS) MIDI</p> <p># PROFILES VERT = M299,                  HORZ = M298)</p>	<p><b>M300</b> <i>Ventura</i>                  WRIGHTBUS STREETLIE / EURO6 IG4</p>

	<p><b>M414</b> DOOR PROFILE L463 - PLUG FOR SENS EDGE WIRE ENTRY</p>	<p><b>M414</b> <i>Ventura</i> WRIGHTBUS IG4</p>
	<p><b>M442</b> PORTAL U-FRAME IG 1290 # PROFILES VERT = L337-001, HORZ = L336-001)</p>	<p><b>M442</b> <i>Ventura</i> MCV SD 112/124RLE IG4 EVORA</p>
	<p><b>M592</b> GUIDING BRACKET LEFT</p>	<p><b>M592</b> <i>Ventura</i> ADL E200 SD IG4 + E300 SD IG4 + E400 DD IG4</p>
	<p><b>M593</b> GUIDING BRACKET RIGHT</p>	<p><b>M593</b> <i>Ventura</i> ADL E200 SD IG4 + E300 SD IG4 + E400 DD IG4</p>
	<p><b>M670</b> GUIDING BRACKET LEFT</p>	<p><b>M670</b> <i>Ventura</i> MCV SD 112/124RLE IG4</p>
	<p><b>M671</b> GUIDING BRACKET RIGHT</p>	<p><b>M671</b> <i>Ventura</i> MCV SD 112/124RLE IG4</p>



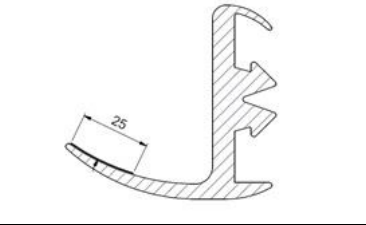
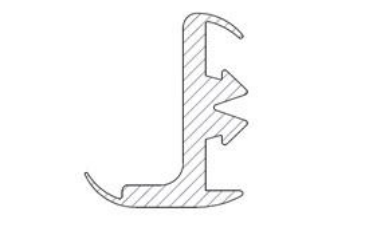
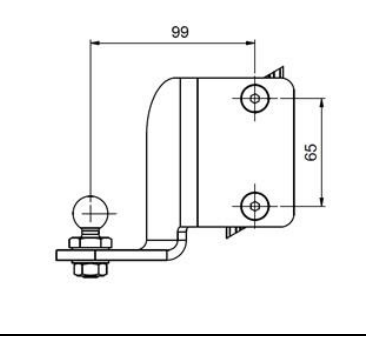
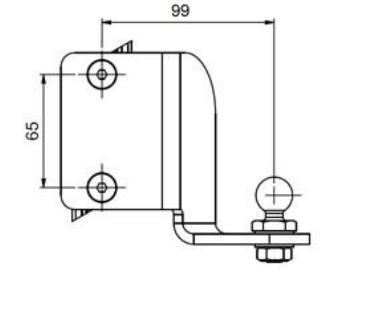


	<p align="center"><b>M717</b> GUIDING BRACKET</p>	<p align="center"><b>M717</b> <i>Ventura</i> WRIGHTBUS ECLIPSE SD IG4 + GEMINI DD IG4 + NBFL DD IG4/IG4 PLAT</p>
	<p align="center"><b>M918</b> SLIDE PLATE POM LEFT SMALL</p>	<p align="center"><b>M918</b> <i>Ventura</i> ADL E200 SD IG4</p>
	<p align="center"><b>M919</b> SLIDE PLATE POM RIGHT SMALL</p>	<p align="center"><b>M919</b> <i>Ventura</i> ADL E200 SD IG4</p>
	<p align="center"><b>N010</b> RUBBER COVERPLATE</p>	<p align="center"><b>N010</b> <i>Ventura</i> WRIGHTBUS STREETLITE IGE</p>
	<p align="center"><b>N035</b> DOOR SHAFT SUPPORT LEFT</p>	<p align="center"><b>N035</b> <i>Ventura</i> MCV SD 112/124RLE IG4</p>
	<p align="center"><b>N036</b> DOOR SHAFT SUPPORT RIGHT</p>	<p align="center"><b>N036</b> <i>Ventura</i> MCV SD 112/124RLE IG4</p>
	<p align="center"><b>N058</b> DOOR SHAFT SUPPORT ASSY</p>	<p align="center"><b>N058</b> <i>Ventura</i> WRIGHTBUS ECLIPSE SD IG4 + GEMINI DD IG4 + STREETLITE SD IG4 + NBFL DD IG4</p>

	<p><b>N059</b> BOTTOM SUPPORT R 90 (TOGGLE NUT)</p>	<p><b>N059</b> <i>Ventura</i> WRIGHTBUS ECLIPSE SD IG4 + GEMINI DD IG4 + STREETLITE SD IG4 + NBFL DD IG4</p>
	<p><b>N881</b> BOTTOM SUPPORT LH ASSY 90</p>	<p><b>N881</b> <i>Ventura</i> ADL E200/E400 IG4</p>
	<p><b>N882</b> BOTTOM SUPPORT RH ASSY 90</p>	<p><b>N882</b> <i>Ventura</i> ADL E200/E400 IG4</p>
	<p><b>O400</b> BOTTOM SUPPORT R 77 (TOGGLE NUT)</p>	<p><b>O400</b> <i>Ventura</i> WRIGHTBUS NBFL DD IG4/IG4 PLAT</p>
	<p><b>O411</b> TAPPING PLATE WEDGE</p>	<p><b>O411</b> <i>Ventura</i></p>
	<p><b>O412</b> PIVOT POINT BOTTOM NBFL</p>	<p><b>O412</b> <i>Ventura</i> WRIGHTBUS NBFL IG4, NBFL IG4 PLAT</p>
	<p><b>O413</b> PIVOT POINT TOP WRIGHT NBFL</p>	<p><b>O413</b> <i>Ventura</i> WRIGHTBUS NBFL IG4, NBFL IG4 PLAT</p>


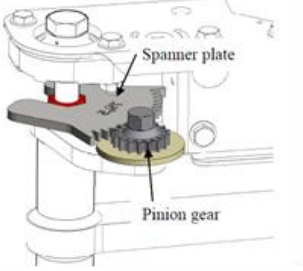
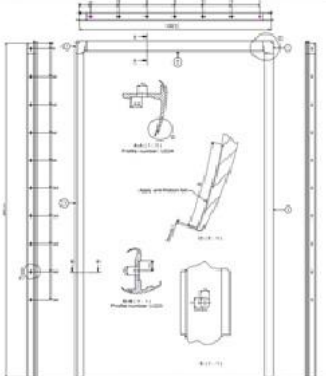
	<p align="center"><b>O415</b> BENDED DOOR SUPPORT TOP</p>	<p align="center"><b>O415</b> <i>Ventura</i> WRIGHTBUS NBFL DD IG4 PLAT</p>
	<p align="center"><b>O553</b> GUIDING BRACKET LH</p>	<p align="center"><b>O553</b> <i>Ventura</i></p>
	<p align="center"><b>O554</b> GUIDING BRACKET RH</p>	<p align="center"><b>O554</b> <i>Ventura</i></p>
	<p align="center"><b>O622</b> BOTTOM COVER (O430 BRUSH ATTACHES)</p>	<p align="center"><b>O622</b> <i>Ventura</i></p>
	<p align="center"><b>O658</b> CATCH PIN BENDED DOOR</p>	<p align="center"><b>O658</b> <i>Ventura</i></p>
	<p align="center"><b>O664</b> ADAPTER SLIDE PLATE</p>	<p align="center"><b>O664</b> <i>Ventura</i></p>
	<p align="center"><b>O670</b> BENDED DOOR SUPPORT BOTTOM</p>	<p align="center"><b>O670</b> <i>Ventura</i> WRIGHTBUS NBFL DD IG4 PLAT</p>

	<p><b>O689</b> M16x60(1.5) SOC HD SCREW (DOORSHAFT)</p>	<p><b>O689</b> <i>Ventura</i> WRIGHTBUS NBFL IG4 PLAT</p>
	<p><b>O708</b> PORTAL SEAL IG4 WB NBFL DR5</p>	<p><b>O708</b> <i>Ventura</i></p>
	<p><b>P725</b> GUIDING BRACKET L 72.5mm</p>	<p><b>P725</b> <i>Ventura</i> WRIGHTBUS ECLIPSE SD IG4</p>
	<p><b>P726</b> GUIDING BRACKET R 72.5mm</p>	<p><b>P726</b> <i>Ventura</i> WRIGHTBUS ECLIPSE SD IG4</p>
	<p><b>P840</b> TAPPING STRIP 2Xm5</p>	<p><b>P840</b> <i>Ventura</i> WRIGHTBUS IG4</p>
	<p><b>Q913</b> POM BLOCK BENDED DOOR</p>	<p><b>G419</b> <i>Ventura</i> WRIGHTBUS IG4</p>
	<p><b>R042</b> SEAL VA0155-L 1880</p> <p><b>R043</b> SEAL VA0155-R 1880</p>	<p><b>R042</b> <i>Ventura</i> WRIGHTBUS IG4</p> <p><b>R043</b> <i>Ventura</i> WRIGHTBUS IG4</p>



	<p><b>S555</b> EXTENSION SPRING TR1310</p>  <p>&lt; PREVIOUS VERSION</p> <p># REPLACES L794</p>	<p><b>S555</b> <i>Ventura</i> IG4 ACTIVE FLAPS (2013 &gt;)</p>
	<p><b>U446-001</b> PORTAL SEAL TOP L=1600</p>	<p><b>U446-001</b> <i>Ventura</i> ADL E200 EV</p>
	<p><b>U447-001</b> PORTAL SEAL SIDE L=2200</p>	<p><b>U447-001</b> <i>Ventura</i> ADL E200 EV</p>
	<p><b>U537</b> IG BOTTOM SUPPORT L100 TOGGLE NUTS</p>	<p><b>U537</b> <i>Ventura</i> ADL E400 MMC</p>
	<p><b>U538</b> IG BOTTOM SUPPORT R100 TOGGLE NUTS</p>	<p><b>U538</b> <i>Ventura</i> ADL E400 MMC</p>
	<p><b>VA0184 / VA0186</b> SEAL VA0115-L 2200 / 2000 <b>VA0185 / VA0187</b> SEAL VA0115-R 2200 / 2000</p>	<p><b>VA0184/VA0186</b> <b>VA0185/VA0187</b> <i>Ventura</i> ADL E200, WRIGHTBUS STREETLITE IG4 LATER</p>
	<p><b>VA0317</b> GUIDING SHAFT ASS. 98 M10</p> <p># ROLLER ASSY = J301</p>	<p><b>VA0317</b> <i>Ventura</i> ADL E200 EV</p>

	<p><b>VA0541</b> SENSOR BRACKET</p>	<p><b>VA0541</b> <i>Ventura</i></p>
 	<p><b>VA2287</b> SEAL VA0115-L 1870_8K2 <b>VA2288</b> SEAL VA0115-R 1870_8K2  # ASSY INCL SENS EDGE</p>	<p><b>VA2287</b> <i>Ventura</i> WRIGHTBUS STREETLITE IGE</p>
	<p><b>VA2343</b>  <b>VA2344</b> Portal Profile (P072)</p>	<p><b>VA2343,VA2344</b> <i>Ventura</i></p>
	<p><b>VA3302</b> FOOT SIDE SENS EDGE – IG4</p>	<p><b>VA3302</b> <i>Ventura</i> WRIGHTBUS NBFL PLATFORM (NBFL IG4 PLAT)</p>
	<p><b>VA3699</b> FOOT SENS EDGE - IG4</p>	<p><b>VA3699</b> <i>Ventura</i> WRIGHTBUS NBFL PLATFORM (NBFL IG4 PLAT)</p>
	<p><b>VA3702</b> COVER CENTRE - NBFL FOOT SENS</p>	<p><b>VA3702</b> <i>Ventura</i> WRIGHTBUS NBFL</p>

	<p><b>VA3703</b> COVER LEFT - NBFL FOOT SENS</p>	<p><b>VA3703</b> <i>Ventura</i> WRIGHTBUS NBFL</p>
	<p><b>VA3860</b> DOORSHAFT TORQUE TOOL – IG4 <b>VA4146</b> DOORSHAFT TORQUE TOOL – IG3</p>	<p><b>VA3860</b> <i>Ventura</i> <b>VA4146</b> <i>Ventura</i> ALL INWARD GLIDERS IG4 – 2010 &gt; IG3 – 2009 &lt;</p>
	<p><b>V4286</b> PORTAL SEAL 1290 STRIP MOUNT</p>	<p><b>VA4286</b> <i>Ventura</i></p>