



TDS PRODUCT IMAGE SHEET > **TDS – SHELFPLATE & CONTROLS**

Image	TDS Part Number & Description	OE Part Number / Where Fitted <i>*Visually check type on your vehicle</i>
	<p><b>VAL002U</b>  <b>AIR BLEED</b> 24V DOUBLE SOLENOID            UNIVERSAL SPOOL VALVE            UPGRADE UNIT = VAL102U</p>	<p><b>VAL002U</b> TDS            (OPTARE VEHICLES PRE AUG10)</p>
	<p><b>VAL034U</b>            24V SOLENOID COIL            FOR VAL002&amp;3U</p>	<p><b>VAL034U</b> TDS            (OPTARE VEHICLES PRE AUG10)</p>
	<p><b>VAL003U</b>  <b>PRESSURE APPLIED</b> 24V DOUBLE SOLENOID            UNIVERSAL SPOOL VALVE            (INTRO JUN12)</p>	<p><b>VAL003U</b> TDS            (OPTARE SOLOS POST MAY12)</p>
	<p><b>VAL013A-KIT-07</b>            DUMP VALVE – MANUAL + BRACKET 6MM            ELBOWS</p>	<p><b>VAL013A-KIT-07</b>            TDS            (OPTARE VEHICLES – SP ASSY            2015)</p>
	<p><b>VAL017B</b>            EPV24V SOLENOID N/O 3/2 DUMP VALVE</p>	<p><b>VAL017B</b> TDS            (OPTARE EXPORT SOLO)</p>
	<p><b>VAL018B</b>            SOLENOID PLUG &amp; CABLE for VAL017/19B</p>	<p><b>VAL018B</b> TDS            (OPTARE EXPORT SOLO)</p>

	<p><b>VAL019B</b> EPV-24V SOLENOID N/C 3/2 VALVE</p>	<p><b>VAL019B</b> TDS (OPTARE EXPORT SOLO)</p>
	<p><b>VAL036U-GAS</b> UNIVERSAL SPOOL VALVE GASKET</p>	<p><b>VAL036U-GAS</b> TDS</p>
	<p><b>VAL037U-KIT100</b> 5/2 x 1/8 D/SOLENOID PILOT ASSY</p>	<p><b>VAL037U-KIT100</b> TDS (OPTARE EXPORT SOLO)</p>
	<p><b>VAL041U-01-KIT</b> OPEN SENSADOOR DETECTION 5N(SOFT) KIT</p>	<p><b>VAL041-01-KIT</b> TDS (OPTARE TEMPO SENSADOOR)</p>
	<p><b>VAL080U</b> 5-2 VALVE G8 D-SOLENOID 24V &amp; PILTO</p>	<p><b>VAL080U</b> TDS</p>
	<p><b>VAL081U</b> 5-2 VALVE G8 SOLENOID 24V &amp; PILOT SPRING RETURN</p>	<p><b>VAL081U</b> TDS</p>

	<p><b>VAL082-KIT-01</b> INDEPENDENT LEAF CONTROL VALVE KIT</p>	<p><b>VAL082-KIT-01</b> TDS (OPTARE SOLO FF LHD IND LEAF)</p>
	<p><b>VAL102U</b> AIR BLEED SOLENOID SPOOL VALVE HD UPGRADE</p>	<p><b>VAL102U</b> TDS (OPTARE VEHICLES POST AUG10)</p>
	<p><b>VAL058U</b> 24V SOLENOID COIL FOR VAL102U</p>	<p><b>VAL058U</b> TDS (OPTARE VEHICLES POST AUG10)</p>
	<p><b>PNE303UG-02</b> (REPLACES PNE003U-KIT, PNE014B-KIT) FILTER REGULATOR 1/4BSP + GAUGE + 6MM FITTINGS ASSY</p>	<p><b>0110417</b> Deans <b>PNE003U-KIT</b> TDS (OPTARE VEHICLES)</p>
	<p><b>PNE303UG-10</b> FILTER REGULATOR, GAUGE, BRACKET, SOFT-START VALVE PRE-SET, 6mm STD CON &amp; 8 TO 6mm REDUCER CONNECTION(FIT020)</p>	<p><b>PNE003U-KIT-10</b> TDS (OPTARE VEHICLES – SP ASSY 2015)</p>
	<p><b>PNE004U</b> 40DIA PRESSURE GAUGE FOR FILTER REGULATORS</p>	<p><b>214170</b> Peters (OPTARE VEHICLES)</p>
	<p><b>PNE006A</b> OR LOGIC ELEMENT</p>	<p><b>214949</b> Peters <b>031140</b> Deans</p>

	<p align="center"><b>PNE010C</b> REPAIR KIT EP/DUMP VALVE, STD</p>	<p align="center"><b>PNE010C</b> TDS</p>
	<p align="center"><b>KIT002-07</b> LOW PRESSURE SWITCH KIT (ELE051G&gt;K)</p>	<p align="center"><b>033096</b> Deans</p>
	<p align="center"><b>KIT007-04</b> INHIBITOR KIT FOR TDS VALVE &amp; PNEUMATIC BUTTON</p>	<p align="center"><b>KIT007-04</b> TDS (OPTARE VEHICLES IVA)</p>
	<p align="center"><b>KIT008</b> PNEUMATIC BUTTON ACTIVATION INDICATOR - 4BAR N.O</p>	<p align="center"><b>KIT008</b> TDS (OPTARE VEHICLE OPTION)</p>
	<p align="center"><b>KIT009-02</b> FALLING/RISING PRESSURE INDICATOR</p>	<p align="center"><b>KIT009-02</b> TDS (OPTARE VEHICLE OPTION)</p>
	<p align="center"><b>KIT009-03</b> PNEUMATIC FALLING PRESSURE INDICATOR, 4BAR ACTIVATION</p>	<p align="center"><b>KIT009-03</b> TDS (OPTARE VEHICLES IVA)</p>
	<p align="center"><b>KIT013</b> ACTUATOR REAR FIXING KIT A (CYL007+ 35)</p>	<p align="center"><b>KIT013</b> TDS (OPTARE VEHICLES)</p>

	<p><b>KIT017</b> CONTROL MODULE – FLD4/5 @REV.2</p>	<p><b>KIT017</b> TDS (DENNIS EAGLE DUSTCART)</p>
	<p><b>L500-50-01/2/3</b> ACTIVE BUMP STOP ASSY BLACK (-01) CREAM (-02) BLUE (-03)</p>	<p><b>L500-50-01/2/3</b> (ALL PNEU SHELFPLATES)</p>
	<p><b>BRG007B</b> M12x1.25 RH FEMALE RODEND (EDRIVE CYL050B)</p>	<p><b>BRG007B</b> (TREKA BUS VEHICLES)</p>
	<p><b>BRG010B</b> M12x1.75 RH MALE SPH RODEND (CYL030U)</p>	<p><b>BRG010B</b> TDS (DENNIS EAGLE DUSTCART)</p>
	<p><b>BRG011B</b> M16x1.5 RH FEMALE SPH RODEND (CYL007)</p>	<p><b>BRG011B</b> TDS (ALL PNEU SHELFPLATES)</p>
	<p><b>BRG014B</b> M12x1.75 LH MALE SPH RODEND</p>	<p><b>BRG014B</b> TDS</p>
	<p><b>BRG022B</b> 25DIA FLANGED SPH BEARING</p>	<p><b>BRG022B</b> TDS (ALL OPTARE + TREKA BUS VEHICLES)</p>

	<p><b>BRG023B</b> 25DIA FLANGED SPH BEARING</p>	<p><b>BRG023B</b> TDS (DENNIS EAGLE DUSTCART)</p>
	<p><b>BRG029B</b> 16DIAx20 SLEEVE CLUTCH BEARING</p>	<p><b>BRG029B</b> TDS (TREKA BUS VEHICLES + ALL ELEC SHELFPLATES)</p>
	<p><b>BRG036</b> 16DIA FLANGED BEARING CYL 50 BORE REAR</p>	<p><b>BRG036</b> TDS (OPTARE OLYMPUS VEHICLE)</p>
 <p>BRG045</p>	<p><b>BRG045</b> BEARING SLEEVE Ø 19-16x40 DEANS CYLINDER BRACKET</p>	<p><b>BRG045</b> TDS</p>
 <p>BRG052</p>	<p><b>BRG052</b> USED TO CONVERT TDS SPH BRG 25mm SHELFPLATE TO STD BRG TOP HAT TYPE 22mm BRG002 FIXING CNTRE=76 x 8.5slots</p>	<p><b>BRG052</b> TDS Electric folder</p>
	<p><b>BRG081B</b> Ø 16 x 20 x 22od NY-SLEEVE</p>	<p><b>BRG078B</b> TDS Centre cranks arm</p>
	<p><b>BRK056</b> =BRACKET USED ON PNE303 RANGE ETC. HOLE DIA=30mm</p>	<p><b>BRK056</b> TDS</p>

 <p>PNE013B</p>	<p><b>PNE013B</b>          PROXIMITY REED SWITCH          (NORMALLY OPEN STATE)          IN EWL200 LOOM</p>	<p><b>PNE013B</b> TDS          (OPTARE VEHICLES)</p>
	<p><b>PNE018B</b>          REED SWITCH          (NORMALLY CLOSED STATE)          IN EWL203 LOOM</p>	<p><b>PNE018B</b> TDS          (OPTARE VEHICLES)</p>
	<p><b>EWL200</b>          REED SWITCH LOOM ASSY          (PNE013B NORMALLY OPEN)           # EWL200S INCLUDES 2x          KIT002-07 LOW PRESS SWITCHES</p>	<p><b>EWL200</b> TDS          (OPTARE VEHICLES          – TDS SHELFPLATE)</p>
	<p><b>EWL203</b>          REED SWITCH LOOM ASSY          (PNE018B NORMALLY CLOSED)           # EWL203S INCLUDES 2x          KIT002-07 LOW PRESS SWITCHES</p>	<p><b>EWL203</b> TDS          (OPTARE VEHICLES          – TDS SHELFPLATE)</p>
 <p>EWL212</p>	<p><b>EWL212</b>          EDRIVE REED SWITCH          LOOM ASSY          (PNE018B NORMALLY CLOSED)</p>	<p><b>EWL212</b> TDS          (TREKABUS VEHICLES          – TDS SHELFPLATE)</p>
	<p><b>EWL225</b>          REED SWITCH LOOM ASSY          (INCL PNE013B + PNE018B)</p>	<p><b>EWL225</b> TDS          (DENNIS EAGLE DUSTCART)</p>
 <p>EWL201</p>	<p><b>EWL201</b>          HALOGEN DOWNLIGHT ASSY           2014 REPLACING WITH LIT009-04</p>	<p><b>EWL201</b> TDS          (OPTARE VEHICLES)</p>







	<p><b>CYL007U-11</b>          Ø63 x 100str          TDS PNEUMATIC BASE CYLINDER          M16x1.5 MALE ROD END          # Cylinder seal repair kit          for above only = CYL203U-RK</p>	<p><b>CYL007-11</b> TDS          # SEP13 &gt; REPLACED CYLINDER          ASSY CYL007B with bracket          CYL008B          (LATER TDS DOOR          OPTARE VEHICLES)</p>
	<p><b>CYL007U-11-KIT</b>          Ø63 x 100str          TDS PNEUMATIC CYLINDER ASSY          M16x1.5 MALE ROD END          # Cylinder seal repair kit          for above only = CYL203U-RK</p>	<p><b>CYL007-11-KIT</b> TDS          # SEP13 &gt; REPLACED CYL007-DNC-          KIT          #2018 &gt; SEE CYL075U-11          (LATER TDS DOOR          OPTARE VEHICLES)</p>
	<p><b>BRK011</b>          TDS 63BORE CYLINDER          REAR BRACKET            (USED ON CYL007-11-KIT)</p>	<p><b>BRK011</b> TDS          (OPTARE UK VEHICLES          FROM SEP13)</p>
	<p><b>CYL030U-11</b>          Ø63 x 76str          TDS PNEUMATIC CYLINDER+BRKT          M12x1.75 FEMALE THREADED END          (With 1/8"bsp Sensadoor take of ports)          # Cylinder seal repair kit          for above only = CYL202U-RK</p>	<p><b>CYL030-11</b> TDS          (DENNIS EAGLE DUSTCART)</p>
	<p><b>CYL035U-11-KIT</b>          Ø63 x 76str          TDS PNEUMATIC CYLINDER ASSY          M16x1.5 MALE ROD END          # Cylinder seal repair kit          for above only = CYL203U-RK</p>	<p><b>CYL035-11-KIT</b> TDS          (OPTARE SOLO SA          EXPORT EXIT DR)</p>
	<p><b>CYL008B</b>          TDS 63BORE CYLINDER          REAR BRACKET            (USED ON CYL007-DNC-KIT)</p>	<p><b>CYL008B</b> TDS          (OPTARE UK VEHICLES          TO AUG13)</p>
	<p><b>CYL075U-11</b>          Ø63 x 100str          TDS PNEUMATIC BASE CYLINDER          M16x1.5 MALE ROD END          # Cylinder seal repair kit          for above only = CYL202U-RK</p>	<p><b>CYL075U-11</b> TDS          # MAR18 &gt; REPLACED CYL007U-11          (LATER TDS DOOR OPTARE          VEHICLES)</p>



	<p><b>CYL075U-11-KIT</b>          Ø63 x 100str          TDS PNEUMATIC CYLINDER ASSY          M16x1.5 MALE ROD END          # Cylinder seal repair kit          for above only = CYL202U-RK</p>	<p><b>CYL075U-11-KIT</b>          TDS          # MAR18 &gt; REPLACED CYL007U-11-KIT          (LATER TDS DOOR OPTARE VEHICLES)</p>
	<p><b>ELE025B-K01</b>          24V E-DRIVE MOTOR PRE-ASSY</p>	<p><b>ELE025B-K01</b> TDS          (TREKA BUS 24V VEHICLES)</p>
	<p><b>ELE031B-K01</b>          12V E-DRIVE MOTOR PRE-ASSY</p>	<p><b>ELE031B-K01</b> TDS          (TREKA BUS 12V VEHICLES)</p>
	<p><b>ASY201T-01</b>          SLIDE CLUTCH 100mm          PURPLE SPRING (INST-100-29)          # ASY201T-02=REPLACEMENT SLIDE CLUTCH ARM ASSY-KIT</p>	<p><b>ASY201T</b> TDS          TREKA BUS 16,          MELLOR-MAXIMA+STRATA HF</p>
	<p><b>ASY201T</b>          SLIDE CLUTCH 100mm          PURPLE SPRING (INST-046-06)          # SLIDE CLUTCH ARM ASSY +PIN = ASY200T-02          # CLUTCH PIN ONLY = PP004-CH</p>	<p><b>ASY201T</b> TDS          TREKA BUS 16/MELLOR          MAXIMA+STRATA HF</p>
	<p><b>ASY202T</b>          SLIDE CLUTCH 100mm          BLACK SPRING (INST-014-07)          # CLUTCH PIN = PP004-CH</p>	<p><b>ASY202T</b> TDS          (PPM 60)</p>
	<p><b>ASY200T-02</b>          SLIDE CLUTCH 100mm          ARM ASSY-KIT (INST-014-27)          ( PP004-CH=CLUTCH PIN ONLY )</p>	<p><b>ASY200T-02</b> TDS          TREKA BUS 16,          MELLOR-MAXIMA+STRATA HF</p>

	<p><b>PNE012U</b> FLOW CONTROL VALVE TDS UNIVERSAL CYLINDERS</p>	<p><b>PNE012U</b> TDS (OPTARE VEHICLES)</p>
 <p>CYL200U-RK</p>	<p><b>CYL200U-RK</b> TDS 63 CYLINDER UNIVERSAL SEAL KIT</p>	<p><b>CYL200U-RK</b> TDS (ALL PNEU SHELFPLATES)</p>
 <p>CYL201-RK</p>	<p><b>CYL201U-RK</b> TDS 50 CYLINDER UNIVERSAL SEAL KIT</p>	<p><b>CYL201U-RK</b> TDS</p>
	<p><b>CRK002A</b> CRANK ARM R66 PIN</p>	<p><b>CRK002A</b> TDS (ALL TREKA BUS VEHICLES)</p>
 <p>CRK003A R2</p>	<p><b>CRK003A</b> CRANK ARM R72 PIN</p>	<p><b>CRK003A</b> TDS (OPTARE SOLO SE)</p>
 <p>CRK014A</p>	<p><b>CRK014A</b> CRANK ARM R75 PIN</p>	<p><b>CRK014A</b> TDS (OPTARE VEHICLES, EXCEPT SE)</p>
 <p>CRK020</p>	<p><b>CRK020A</b> CRANK ARM R57 TAP M12</p>	<p><b>CRK020A</b> TDS (DENNIS EAGLE DUSTCART)</p>

	<p><b>PNE016B</b> LOCKNUT FOR FILTER REGULATOR (PNE014B-KIT)</p>	<p><b>PNE016B</b> TDS</p>
	<p><b>PNE303UG-02</b> (REPLACES PNE003U-KIT, PNE014B-KIT) FILTER REGULATOR 1/4BSP + GAUGE + 6MM FITTINGS ASSY</p>	<p><b>PNE303UG-02</b> TDS (DENNIS EAGLE DUSTCART + OPTARE VEHICLES)</p> 
 <p><b>PNE035C</b></p>	<p><b>PNE035C</b> SILENCER LOW PROFILE 1/8 BSP BRASS</p>	<p><b>PNE035C</b> TDS</p>
 <p><b>PNE037U</b></p>	<p><b>PNE037U</b> SILENCER LOW PROFILE 1/4 BSP BRASS</p>	<p><b>PNE037U</b> TDS</p>
	<p><b>BUT002-ASY-P</b> INTERNAL DOUBLE BUTTON PNEUMATIC</p>	<p><b>BUT002-ASY-P</b> TDS (OPTARE VEHICLES OVER DOOR)</p>
	<p><b>BUT003-ASY-P</b> EXTERNAL EMERGENCY BUTTON PNEUMATIC</p>	<p><b>BUT003-ASY-P</b> TDS (OPTARE VEHICLES)</p>
	<p><b>BUT003-ASY-PC</b> EXTERNAL EMERGENCY FLUSH BUTTON PNEUMATIC BOOTED</p>	<p><b>BUT003-ASY-PC</b> TDS (OPTARE VEHICLES SEP14 &gt;)</p>

	<p><b>BUT004-ASY-P</b> INTERNAL SINGLE CLOSE BUTTON PNEUMATIC</p>	<p><b>BUT004-ASY-P</b> TDS (DENNIS EAGLE DUSTCART)</p>
	<p><b>BUT006-ASY-P</b> INTERNAL EMERGENCY BUTTON PNEUMATIC</p>	<p><b>BUT006-ASY-P</b> TDS (OPTARE VEHICLES)</p>
	<p><b>BUT007-ASY</b> DRIVERS DOUBLE BUTTON ELECTRIC</p>	<p><b>BUT007-ASY</b> TDS (DENNIS EAGLE DUSTCART)</p>
	<p><b>BUT009-ASY</b> EXTERNAL EMERGENCY BUTTON ELECTRIC</p>	<p><b>BUT009-ASY</b> TDS (TREKA BUS VEHICLES UPTO JUN14)</p>
	<p><b>BUT010-ASY</b> INTERNAL SINGLE CLOSE BUTTON ELECTRIC</p>	<p><b>BUT010-ASY</b> TDS (TREKA BUS VEHICLES)</p>
	<p><b>BUT012-ASY</b> INTERNAL EMERGENCY BUTTON ELECTRIC</p>	<p><b>BUT012-ASY</b> TDS (TREKA BUS VEHICLES)</p>
	<p><b>BUT013A</b> BUTTON MICROWITCH</p>	<p><b>216388</b> Peters <b>026752</b> Deans</p>
	<p><b>ELE158-02</b> 2-WAY IP67 WATERPROOF MICROWITCH</p>	<p><b>ELE158-02</b> TDS (OPTARE VEHICLES FROM JUL15)</p>

	<p>(NO/NC) V3 ASSY</p>	
	<p><b>ELE164</b> ILUM BUTTON CABLE 3PIN 5MTR</p>	<p><b>ELE164</b> TDS</p>
	<p><b>BUT037B</b> ILLUMINATED EMERGENCY OPEN BUTTON</p>	<p><b>BUT037B</b> TDS (TREKA BUS DDA OPTION)</p>
	<p><b>BUT042T</b> DOOR OPEN ILLUM ELEC BUTTON</p>	<p><b>BUT042T</b> TDS (TREKA BUS DDA OPTION)</p>
	<p><b>BUT043T</b> DOOR CLOSE ILLUM ELEC BUTTON</p>	<p><b>BUT043T</b> TDS (TREKA BUS DDA OPTION)</p>
	<p><b>BUT046-ASY</b> EXTERNAL EMERGENCY FLUSH BUTTON ELECTRIC (HOLD)</p>	<p><b>BUT046-ASY</b> TDS (TREKA 16 FROM JUL14)</p>
	<p><b>BUT046-ASY-EC</b> EXTERNAL EMERGENCY FLUSH BUTTON ELECTRIC (HOLD) BOOTED</p>	<p><b>BUT046-ASY-EC</b> TDS</p>

	<p><b>BUT050-01</b> ILLUM LED DOOR OPEN/CLOSE ELEC BUTTON (3PIN)</p>	<p><b>BUT050-01</b> TDS OPTARE SOLO EXP</p>
	<p><b>BUT051-01</b> ILUM LED YELLOW POLE MOUNTED DOOR OPEN BUTTON</p> <p># 5MTR CONN CABLE = ELE164</p>	<p><b>BUT051-01</b> TDS OPTARE SOLO EXP</p>
	<p><b>NEW</b> <b>RUB046-01</b> BUTTON BOOT CAN BE CUT TO SUIT ALL BUTTON VARIANTS</p>	<p><b>RUB046-01</b> TDS</p> 
 <p>LIT001A</p>	<p><b>LIT001A</b> HALOGEN DOWN LIGHT 24V (BULB = LIT004A)</p> <p>OBSOLETE FROM JAN14, SEE LIT009-04 LED OPTION</p>	<p><b>LIT001A</b> TDS (OPTARE VEHICLES EXCEPT VERSA TO JAN14)</p>
	<p><b>LIT004A</b> 24V 20W HALOGEN DOWNLIGHT BULB</p>	<p><b>LIT004A</b> TDS (OPTARE VEHICLES EXCEPT VERSA TO JAN14)</p>
	<p><b>LIT006A</b> 8 LED G4 BULB 8-30V COOL WHITE</p>	<p><b>LIT006A</b> TDS (TDS DOWNLIGHT BULB ALTERNATIVE OPTION)</p>
	<p><b>LIT009-04</b> 17 LED DOWNLIGHT – 24V</p> <p>REPLACEMENT/UPGRADE FOR OBSOLETE LIT001A OR SIMILAR</p>	<p><b>LIT009-24</b> TDS (OPTARE VEHICLES EXCEPT VERSA FROM FEB14)</p>

	<p><b>LIT008-300-24</b> (24V)  <b>LIT008-300-12</b> (12V)</p> <p>LED STRIP DOWNLIGHT</p> <p>ALTERNATIVE LED DOWNLIGHT</p>	<p><b>LIT008-300-24</b> TDS  <b>LIT008-300-12</b> TDS  (OPTARE METROCITY)</p>
	<p><b>VAL008P</b></p> <p>MINIATURE PENUMATIC VALVE</p>	<p><b>VAL008P</b> TDS  (ALL PENUMATIC BUTTONS)</p>
	<p><b>ELE013B</b></p> <p><b>24V</b> SINGLE POLE RELAY</p>	<p><b>ELE013B</b> TDS  (DENNIS EAGLE DUSTCART)</p>
 <p>ELE030</p>	<p><b>ELE030B</b></p> <p>SINGLE POLE BASE (ELE013/014B)</p>	<p><b>ELE030B</b> TDS  (DENNIS EAGLE DUSTCART)</p>
	<p><b>ELE051G</b></p> <p>LOW PRESSURE SWITCH DW40</p>	<p><b>ELE051G</b> TDS  (OPTARE &amp; DENNIS EAGLE VEHICLES WITH SENSITIVE EDGE SAFETY SYSTEM)</p>
	<p><b>ELE060H</b></p> <p>9-WAY LOOM PLUG</p>	<p><b>ELE060H</b> TDS  (OPTARE VEHICLES)</p>
	<p><b>ELE061H</b></p> <p>MALE LOOM PIN</p>	<p><b>ELE061H</b> TDS  (ALL SHELFPLATE LOOMS)</p>

	<p><b>ELE062H</b> 2-WAY PLUG HOUSING</p>	<p><b>ELE062H</b> TDS (ALL LIT001 DOWNLIGHTS)</p>
 <p>ELE403</p>	<p><b>ELE403</b> BUZZER</p>	<p><b>ELE403</b> TDS (PARRY PEOPLE MOVER)</p>
	<p><b>PCB001-K01 &amp; K02</b> 24V &amp; 12V CONTROL PCB ASSY</p>	<p><b>PCB001-K01 &amp; K02</b> TDS (PARRY PEOPLE MOVER)</p>
 <p>GER301</p>	<p><b>GER301</b> PULLEY 18T (EDRIVE GEARBOX)</p>	<p><b>GER301</b> TDS (ALL SHELFPLATE LOOMS)</p>
 <p>GER302</p>	<p><b>GER302</b> PULLEY 48T (EDRIVE GEARBOX)</p>	<p><b>GER302</b> TDS (ALL ELECTRIC SHELFPLATES)</p>
 <p>GER601</p>	<p><b>GER601</b> PULLEY BELT 174 (EDRIVE GEARBOX)</p>	<p><b>GER601</b> TDS (ALL ELECTRIC SHELFPLATES)</p>
	<p><b>SPG003A</b> COMPRESSION SPRING (EDRIVE SLIDE CLUTCH)</p>	<p><b>SPG003A</b> TDS (TREKA BUS VEHICLES)</p>



	<p><b>SCR30330-A2</b> M3x30 SOC SCREW BZP</p>	<p><b>SCR30330-A2</b> TDS</p>
	<p><b>SCR41640-A2</b> M16x40 SOC HD SHOULDER BOLT x M12 (CYL REAR BRACKET)</p>	<p><b>SCR41640-A2</b> TDS (OPTARE VEHICLES)</p>
	<p><b>PLT001A</b> VALVE MOUNT PLATE</p>	<p><b>PLT001A</b> TDS (OPTARE VEHICLES)</p>
	<p><b>PLT006</b> SOLO BUTTON MOUNT PLATE (FOR BUT002-ASY-P)</p>	<p><b>PLT006</b> TDS (OPTARE SOLO VEHICLES)</p>
	<p><b>PLT008</b> MOTOR MOUNTING PLATE (EDRIVE)</p>	<p><b>PLT008</b> TDS (ALL ELECTRIC SHELFPLATES)</p>
	<p><b>PLT009</b> DRIVE INTERFACE PLATE (EDRIVE)</p>	<p><b>PLT009</b> TDS (ALL ELECTRIC SHELFPLATES)</p>
	<p><b>PLT017</b> ANTI RATTLE PLATE</p>	<p><b>PLT017</b> TDS (ALL SHELFPLATES)</p>

	<p><b>PLT029</b> MOUNT PLATE FOR PCB/CONTROLS</p>	<p><b>PLT029</b> TDS (DENNIS EAGLE DUSTCART)</p>
	<p><b>PP004-CH</b> CLUTCH PIN CH-STEEL @ R.4 USED DRIVE MECH WITH A SLIDE CLUTCH SYSTEMS # SEE ASY200T...</p>	<p><b>PP004-CH</b> TDS</p>
	<p><b>PP004-NY</b> CLUTCH PIN NYLON  USED ON MANUAL DOORS WITH A SLIDE CLUTCH SYSTEMS</p>	<p><b>PP004-NY</b> TDS</p>
	<p><b>SPL021A</b> SPINDLE PLATE ASSY</p>	<p><b>SPL021A</b> TDS (TREKA BUS 12V MANUAL DOOR)</p>
	<p><b>FIT001A</b> 4mm BLANKING PLUG (FOR SPOOL VALVES)</p>	<p><b>FIT001A</b> TDS (OPTARE VEHICLES)</p>
	<p><b>FIT007B</b> 6mm x 1/4" BSP ELBOW</p>	<p><b>203406</b> Peters <b>030534</b> Deans <b>060011</b> Deans</p>
	<p><b>FIT011B</b> 6mm x 1/4" BSP MALE STUD</p>	<p><b>203677</b> Peters <b>060003</b> Deans</p>

 <p><b>FIT016B</b></p>	<p><b>FIT016B</b> 4mm EQUAL TEE</p>	<p><b>203732</b> Peters <b>060009</b> Deans <b>A751</b> Ventura</p>
	<p><b>FIT030B</b> 3/8" BSP MALE TO 1/4" BSP FEMALE REDUCER</p>	<p><b>FIT030B</b> TDS</p>
	<p><b>FIT044B</b> BRANCH 1/8" BSP TO 6mm</p>	<p><b>FIT044B</b> TDS</p>
 <p><b>FIT056B</b></p>	<p><b>FIT056B</b> UNEQUAL STRAIGHT TUBE CONNECTOR 6-8</p>	<p><b>FIT056B</b> TDS (OPTARE TEMPO VEHICLE)</p>
 <p><b>FIT057</b></p>	<p><b>FIT057</b> 8mm BLANK PLUG (FOR SPOOL VALVES)</p>	<p><b>FIT057</b> TDS (OPTARE VEHICLES)</p>
	<p><b>TUB001-8A</b> NYLON KINK RESIST TUBING COLOURS &gt; RED, GREEN, BLACK, SILVER – SIZES 4,6,8mm  (FOR PNEUMATIC SYSTEMS)</p>	<p><b>TUB001A-8A</b> TDS (ALL PNEUMATIC SHELFPLATES)</p>