







TDS PRODUCT IMAGE SHEET > **TDS – SHELFPLATE & CONTROLS**

Image	TDS Part Number & Description	OE Part Number / Where Fitted <i>*Visually check type on your vehicle</i>
	<p>VAL002U AIR BLEED 24V DOUBLE SOLENOID UNIVERSAL SPOOL VALVE UPGRADE UNIT = VAL102U</p>	<p>VAL002U TDS (OPTARE VEHICLES PRE AUG10)</p>
	<p>VAL034U 24V SOLENOID COIL FOR VAL002&3U</p>	<p>VAL034U TDS (OPTARE VEHICLES PRE AUG10)</p>
	<p>VAL003U PRESSURE APPLIED 24V DOUBLE SOLENOID UNIVERSAL SPOOL VALVE (INTRO JUN12)</p>	<p>VAL003U TDS (OPTARE SOLOS POST MAY12)</p>
	<p>VAL013A-KIT-07 DUMP VALVE – MANUAL + BRACKET 6MM ELBOWS</p>	<p>VAL013A-KIT-07 TDS (OPTARE VEHICLES – SP ASSY 2015)</p>
	<p>VAL017B EPV24V SOLENOID N/O 3/2 DUMP VALVE</p>	<p>VAL017B TDS (OPTARE EXPORT SOLO)</p>
	<p>VAL018B SOLENOID PLUG & CABLE for VAL017/19B</p>	<p>VAL018B TDS (OPTARE EXPORT SOLO)</p>

	<p>VAL019B EPV-24V SOLENOID N/C 3/2 VALVE</p>	<p>VAL019B TDS (OPTARE EXPORT SOLO)</p>
	<p>VAL036U-GAS UNIVERSAL SPOOL VALVE GASKET</p>	<p>VAL036U-GAS TDS</p>
	<p>VAL037U-KIT100 5/2 x 1/8 D/SOLENOID PILOT ASSY</p>	<p>VAL037U-KIT100 TDS (OPTARE EXPORT SOLO)</p>
	<p>VAL041U-01-KIT OPEN SENSADOOR DETECTION 5N(SOFT) KIT</p>	<p>VAL041-01-KIT TDS (OPTARE TEMPO SENSADOOR)</p>
	<p>VAL080U 5-2 VALVE G8 D-SOLENOID 24V & PILTO</p>	<p>VAL080U TDS</p>
	<p>VAL081U 5-2 VALVE G8 SOLENOID 24V & PILOT SPRING RETURN</p>	<p>VAL081U TDS</p>

	<p>VAL082-KIT-01 INDEPENDENT LEAF CONTROL VALVE KIT</p>	<p>VAL082-KIT-01 TDS (OPTARE SOLO FF LHD IND LEAF)</p>
	<p>VAL102U AIR BLEED SOLENOID SPOOL VALVE HD UPGRADE</p>	<p>VAL102U TDS (OPTARE VEHICLES POST AUG10)</p>
	<p>VAL058U 24V SOLENOID COIL FOR VAL102U</p>	<p>VAL058U TDS (OPTARE VEHICLES POST AUG10)</p>
	<p>PNE303UG-02 (REPLACES PNE003U-KIT, PNE014B-KIT) FILTER REGULATOR 1/4BSP + GAUGE + 6MM FITTINGS ASSY</p>	<p>0110417 Deans PNE003U-KIT TDS (OPTARE VEHICLES)</p>
	<p>PNE303UG-10 FILTER REGULATOR, GAUGE, BRACKET, SOFT-START VALVE PRE-SET, 6mm STD CON & 8 TO 6mm REDUCER CONNECTION(FIT020)</p>	<p>PNE003U-KIT-10 TDS (OPTARE VEHICLES – SP ASSY 2015)</p>
	<p>PNE004U 40DIA PRESSURE GAUGE FOR FILTER REGULATORS</p>	<p>214170 Peters (OPTARE VEHICLES)</p>
	<p>PNE006A OR LOGIC ELEMENT</p>	<p>214949 Peters 031140 Deans</p>








	<p>PNE010C REPAIR KIT EP/DUMP VALVE, STD</p>	<p>PNE010C TDS</p>
	<p>KIT002-07 LOW PRESSURE SWITCH KIT (ELE051G>K)</p>	<p>033096 Deans</p>
	<p>KIT007-04 INHIBITOR KIT FOR TDS VALVE & PNEUMATIC BUTTON</p>	<p>KIT007-04 TDS (OPTARE VEHICLES IVA)</p>
	<p>KIT008 PNEUMATIC BUTTON ACTIVATION INDICATOR - 4BAR N.O</p>	<p>KIT008 TDS (OPTARE VEHICLE OPTION)</p>
	<p>KIT009-02 FALLING/RISING PRESSURE INDICATOR</p>	<p>KIT009-02 TDS (OPTARE VEHICLE OPTION)</p>
	<p>KIT009-03 PNEUMATIC FALLING PRESSURE INDICATOR, 4BAR ACTIVATION</p>	<p>KIT009-03 TDS (OPTARE VEHICLES IVA)</p>
	<p>KIT013 ACTUATOR REAR FIXING KIT A (CYL007+ 35)</p>	<p>KIT013 TDS (OPTARE VEHICLES)</p>

	<p>KIT017 CONTROL MODULE – FLD4/5 @REV.2</p>	<p>KIT017 TDS (DENNIS EAGLE DUSTCART)</p>
	<p>L500-50-01/2/3 ACTIVE BUMP STOP ASSY BLACK (-01) CREAM (-02) BLUE (-03)</p>	<p>L500-50-01/2/3 (ALL PNEU SHELFPLATES)</p>
	<p>BRG007B M12x1.25 RH FEMALE RODEND (EDRIVE CYL050B)</p>	<p>BRG007B (TREKA BUS VEHICLES)</p>
	<p>BRG010B M12x1.75 RH MALE SPH RODEND (CYL030U)</p>	<p>BRG010B TDS (DENNIS EAGLE DUSTCART)</p>
	<p>BRG011B M16x1.5 RH FEMALE SPH RODEND (CYL007)</p>	<p>BRG011B TDS (ALL PNEU SHELFPLATES)</p>
	<p>BRG014B M12x1.75 LH MALE SPH RODEND</p>	<p>BRG014B TDS</p>
	<p>BRG022B 25DIA FLANGED SPH BEARING</p>	<p>BRG022B TDS (ALL OPTARE + TREKA BUS VEHICLES)</p>

	<p>BRG023B 25DIA FLANGED SPH BEARING</p>	<p>BRG023B TDS (DENNIS EAGLE DUSTCART)</p>
	<p>BRG029B 16DIAx20 SLEEVE CLUTCH BEARING</p>	<p>BRG029B TDS (TREKA BUS VEHICLES + ALL ELEC SHELFPLATES)</p>
	<p>BRG036 16DIA FLANGED BEARING CYL 50 BORE REAR</p>	<p>BRG036 TDS (OPTARE OLYMPUS VEHICLE)</p>
 <p>BRG045</p>	<p>BRG045 BEARING SLEEVE Ø 19-16x40 DEANS CYLINDER BRACKET</p>	<p>BRG045 TDS</p>
 <p>BRG052</p>	<p>BRG052 USED TO CONVERT TDS SPH BRG 25mm SHELFPLATE TO STD BRG TOP HAT TYPE 22mm BRG002 FIXING CNTRE=76 x 8.5slots</p>	<p>BRG052 TDS Electric folder</p>
	<p>BRG081B Ø 16 x 20 x 22od NY-SLEEVE</p>	<p>BRG078B TDS Centre cranks arm</p>
	<p>BRK056 =BRACKET USED ON PNE303 RANGE ETC. HOLE DIA=30mm</p>	<p>BRK056 TDS</p>

 <p>PNE013B</p>	<p>PNE013B PROXIMITY REED SWITCH (NORMALLY OPEN STATE) IN EWL200 LOOM</p>	<p>PNE013B TDS (OPTARE VEHICLES)</p>
	<p>PNE018B REED SWITCH (NORMALLY CLOSED STATE) IN EWL203 LOOM</p>	<p>PNE018B TDS (OPTARE VEHICLES)</p>
	<p>EWL200 REED SWITCH LOOM ASSY (PNE013B NORMALLY OPEN) # EWL200S INCLUDES 2x KIT002-07 LOW PRESS SWITCHES</p>	<p>EWL200 TDS (OPTARE VEHICLES – TDS SHELFPLATE)</p>
	<p>EWL203 REED SWITCH LOOM ASSY (PNE018B NORMALLY CLOSED) # EWL203S INCLUDES 2x KIT002-07 LOW PRESS SWITCHES</p>	<p>EWL203 TDS (OPTARE VEHICLES – TDS SHELFPLATE)</p>
 <p>EWL212</p>	<p>EWL212 EDRIVE REED SWITCH LOOM ASSY (PNE018B NORMALLY CLOSED)</p>	<p>EWL212 TDS (TREKABUS VEHICLES – TDS SHELFPLATE)</p>
	<p>EWL225 REED SWITCH LOOM ASSY (INCL PNE013B + PNE018B)</p>	<p>EWL225 TDS (DENNIS EAGLE DUSTCART)</p>
 <p>EWL201</p>	<p>EWL201 HALOGEN DOWNLIGHT ASSY 2014 REPLACING WITH LIT009-04</p>	<p>EWL201 TDS (OPTARE VEHICLES)</p>

	<p>CYL007U-11 Ø63 x 100str TDS PNEUMATIC BASE CYLINDER M16x1.5 MALE ROD END # Cylinder seal repair kit for above only = CYL203U-RK</p>	<p>CYL007-11 TDS # SEP13 > REPLACED CYLINDER ASSY CYL007B with bracket CYL008B (LATER TDS DOOR OPTARE VEHICLES)</p>
	<p>CYL007U-11-KIT Ø63 x 100str TDS PNEUMATIC CYLINDER ASSY M16x1.5 MALE ROD END # Cylinder seal repair kit for above only = CYL203U-RK</p>	<p>CYL007-11-KIT TDS # SEP13 > REPLACED CYL007-DNC- KIT #2018 > SEE CYL075U-11 (LATER TDS DOOR OPTARE VEHICLES)</p>
	<p>BRK011 TDS 63BORE CYLINDER REAR BRACKET (USED ON CYL007-11-KIT)</p>	<p>BRK011 TDS (OPTARE UK VEHICLES FROM SEP13)</p>
	<p>CYL030U-11 Ø63 x 76str TDS PNEUMATIC CYLINDER+BRKT M12x1.75 FEMALE THREADED END (With 1/8"bsp Sensadour take of ports) # Cylinder seal repair kit for above only = CYL202U-RK</p>	<p>CYL030-11 TDS (DENNIS EAGLE DUSTCART)</p>
	<p>CYL035U-11-KIT Ø63 x 76str TDS PNEUMATIC CYLINDER ASSY M16x1.5 MALE ROD END # Cylinder seal repair kit for above only = CYL203U-RK</p>	<p>CYL035-11-KIT TDS (OPTARE SOLO SA EXPORT EXIT DR)</p>
	<p>CYL008B TDS 63BORE CYLINDER REAR BRACKET (USED ON CYL007-DNC-KIT)</p>	<p>CYL008B TDS (OPTARE UK VEHICLES TO AUG13)</p>
	<p>CYL050-100-01 12V x100 EDRIIVE CYLINDER ASSY (INCL RODEND/PULLEY/PLATE) # AVAILABLE WITH OTHER MOTOR & CLUTCH OPTIONS. SEE BELOW</p>	<p>CYL050-100-01 TDS (TREKA BUS 16 + OTHER 12V ELEC SHELFPLATES)</p>

	<p>CYL075U-11 Ø63 x 100str TDS PNEUMATIC BASE CYLINDER M16x1.5 MALE ROD END # Cylinder seal repair kit for above only = CYL202U-RK</p>	<p>CYL075U-11 TDS # MAR18 > REPLACED CYL007U-11 (LATER TDS DOOR OPTARE VEHICLES)</p>
	<p>CYL075U-11-KIT Ø63 x 100str TDS PNEUMATIC CYLINDER ASSY M16x1.5 MALE ROD END # Cylinder seal repair kit for above only = CYL202U-RK</p>	<p>CYL075U-11-KIT TDS # MAR18 > REPLACED CYL007U-11- KIT (LATER TDS DOOR OPTARE VEHICLES)</p>
	<p>ELE025B-K01 24V E-DRIVE MOTOR PRE-ASSY</p>	<p>ELE025B-K01 TDS (TREKA BUS 24V VEHICLES)</p>
	<p>ELE031B-K01 12V E-DRIVE MOTOR PRE-ASSY</p>	<p>ELE031B-K01 TDS (TREKA BUS 12V VEHICLES)</p>
	<p>ASY201T SLIDE CLUTCH 100mm PURPLE SPRING (INST-046-06) # SLIDE CLUTCH ARM ASSY +PIN = ASY200T-02 # CLUTCH PIN ONLY = PP004-CH</p>	<p>ASY201T TDS TREKA BUS 16/MELLOR MAXIMA+STRATA HF</p>
	<p>ASY202T SLIDE CLUTCH 100mm BLACK SPRING (INST-014-07) # CLUTCH PIN = PP004-CH</p>	<p>ASY202T TDS (PPM 60)</p>
	<p>ASY200T-02 SLIDE CLUTCH 100mm ARM ASSY-KIT (INST-014-27) (PP004-CH=CLUTCH PIN ONLY)</p>	<p>ASY200T-02 TDS TREKA BUS 16, MELLOR- MAXIMA+STRATA HF</p>

	<p>PNE012U FLOW CONTROL VALVE TDS UNIVERSAL CYLINDERS</p>	<p>PNE012U TDS (OPTARE VEHICLES)</p>
 <p>CYL200U-RK</p>	<p>CYL200U-RK TDS 63 CYLINDER UNIVERSAL SEAL KIT</p>	<p>CYL200U-RK TDS (ALL PNEU SHELFPLATES)</p>
 <p>CYL201-RK</p>	<p>CYL201U-RK TDS 50 CYLINDER UNIVERSAL SEAL KIT</p>	<p>CYL201U-RK TDS</p>
	<p>CRK002A CRANK ARM R66 PIN</p>	<p>CRK002A TDS (ALL TREKA BUS VEHICLES)</p>
 <p>CRK003A R2</p>	<p>CRK003A CRANK ARM R72 PIN</p>	<p>CRK003A TDS (OPTARE SOLO SE)</p>
 <p>CRK014A</p>	<p>CRK014A CRANK ARM R75 PIN</p>	<p>CRK014A TDS (OPTARE VEHICLES, EXCEPT SE)</p>
 <p>CRK020</p>	<p>CRK020A CRANK ARM R57 TAP M12</p>	<p>CRK020A TDS (DENNIS EAGLE DUSTCART)</p>

	<p>PNE016B LOCKNUT FOR FILTER REGULATOR (PNE014B-KIT)</p>	<p>PNE016B TDS</p>
	<p>PNE303UG-02 (REPLACES PNE003U-KIT, PNE014B-KIT) FILTER REGULATOR 1/4BSP + GAUGE + 6MM FITTINGS ASSY</p>	<p>PNE303UG-02 TDS (DENNIS EAGLE DUSTCART + OPTARE VEHICLES)</p> 
 <p>PNE035C</p>	<p>PNE035C SILENCER LOW PROFILE 1/8 BSP BRASS</p>	<p>PNE035C TDS</p>
 <p>PNE037U</p>	<p>PNE037U SILENCER LOW PROFILE 1/4 BSP BRASS</p>	<p>PNE037U TDS</p>
	<p>BUT002-ASY-P INTERNAL DOUBLE BUTTON PNEUMATIC</p>	<p>BUT002-ASY-P TDS (OPTARE VEHICLES OVER DOOR)</p>
	<p>BUT003-ASY-P EXTERNAL EMERGENCY BUTTON PNEUMATIC</p>	<p>BUT003-ASY-P TDS (OPTARE VEHICLES)</p>
	<p>BUT003-ASY-PC EXTERNAL EMERGENCY FLUSH BUTTON PNEUMATIC BOOTED</p>	<p>BUT003-ASY-PC TDS (OPTARE VEHICLES SEP14 >)</p>

	<p>BUT004-ASY-P INTERNAL SINGLE CLOSE BUTTON PNEUMATIC</p>	<p>BUT004-ASY-P TDS (DENNIS EAGLE DUSTCART)</p>
	<p>BUT006-ASY-P INTERNAL EMERGENCY BUTTON PNEUMATIC</p>	<p>BUT006-ASY-P TDS (OPTARE VEHICLES)</p>
	<p>BUT007-ASY DRIVERS DOUBLE BUTTON ELECTRIC</p>	<p>BUT007-ASY TDS (DENNIS EAGLE DUSTCART)</p>
	<p>BUT009-ASY EXTERNAL EMERGENCY BUTTON ELECTRIC</p>	<p>BUT009-ASY TDS (TREKA BUS VEHICLES UPTO JUN14)</p>
	<p>BUT010-ASY INTERNAL SINGLE CLOSE BUTTON ELECTRIC</p>	<p>BUT010-ASY TDS (TREKA BUS VEHICLES)</p>
	<p>BUT012-ASY INTERNAL EMERGENCY BUTTON ELECTRIC</p>	<p>BUT012-ASY TDS (TREKA BUS VEHICLES)</p>
	<p>BUT013A BUTTON MICROWITCH</p>	<p>216388 Peters 026752 Deans</p>
	<p>ELE158-02 2-WAY IP67 WATERPROOF MICROWITCH</p>	<p>ELE158-02 TDS (OPTARE VEHICLES FROM JUL15)</p>


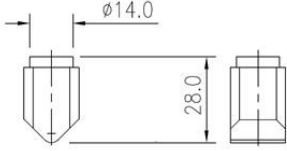
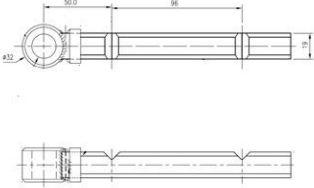




	<p>(NO/NC) V3 ASSY</p>	
	<p>ELE164 ILUM BUTTON CABLE 3PIN 5MTR</p>	<p>ELE164 TDS</p>
	<p>BUT037B ILLUMINATED EMERGENCY OPEN BUTTON</p>	<p>BUT037B TDS (TREKA BUS DDA OPTION)</p>
	<p>BUT042T DOOR OPEN ILLUM ELEC BUTTON</p>	<p>BUT042T TDS (TREKA BUS DDA OPTION)</p>
	<p>BUT043T DOOR CLOSE ILLUM ELEC BUTTON</p>	<p>BUT043T TDS (TREKA BUS DDA OPTION)</p>
	<p>BUT046-ASY EXTERNAL EMERGENCY FLUSH BUTTON ELECTRIC (HOLD)</p>	<p>BUT046-ASY TDS (TREKA 16 FROM JUL14)</p>
	<p>BUT046-ASY-EC EXTERNAL EMERGENCY FLUSH BUTTON ELECTRIC (HOLD) BOOTED</p>	<p>BUT046-ASY-EC TDS</p>

	<p>BUT050-01 ILLUM LED DOOR OPEN/CLOSE ELEC BUTTON (3PIN)</p>	<p>BUT050-01 TDS OPTARE SOLO EXP</p>
	<p>BUT051-01 ILUM LED YELLOW POLE MOUNTED DOOR OPEN BUTTON</p> <p># 5MTR CONN CABLE = ELE164</p>	<p>BUT051-01 TDS OPTARE SOLO EXP</p>
	<p>NEW RUB046-01 BUTTON BOOT CAN BE CUT TO SUIT ALL BUTTON VARIANTS</p>	<p>RUB046-01 TDS</p> 
 <p>LIT001A</p>	<p>LIT001A HALOGEN DOWN LIGHT 24V (BULB = LIT004A)</p> <p>OBSOLETE FROM JAN14, SEE LIT009-04 LED OPTION</p>	<p>LIT001A TDS (OPTARE VEHICLES EXCEPT VERSA TO JAN14)</p>
 <p>Tungsten Halogen Lamp</p>	<p>LIT004A 24V 20W HALOGEN DOWNLIGHT BULB</p>	<p>LIT004A TDS (OPTARE VEHICLES EXCEPT VERSA TO JAN14)</p>
	<p>LIT006A 8 LED G4 BULB 8-30V COOL WHITE</p>	<p>LIT006A TDS (TDS DOWNLIGHT BULB ALTERNATIVE OPTION)</p>
	<p>LIT009-04 17 LED DOWNLIGHT – 24V</p> <p>REPLACEMENT/UPGRADE FOR OBSOLETE LIT001A OR SIMILAR</p>	<p>LIT009-24 TDS (OPTARE VEHICLES EXCEPT VERSA FROM FEB14)</p>

	<p>LIT008-300-24 (24V) LIT008-300-12 (12V)</p> <p>LED STRIP DOWNLIGHT</p> <p>ALTERNATIVE LED DOWNLIGHT</p>	<p>LIT008-300-24 TDS LIT008-300-12 TDS (OPTARE METROCITY)</p>
	<p>VAL008P</p> <p>MINIATURE PENUMATIC VALVE</p>	<p>VAL008P TDS (ALL PENUMATIC BUTTONS)</p>
	<p>ELE013B</p> <p>24V SINGLE POLE RELAY</p>	<p>ELE013B TDS (DENNIS EAGLE DUSTCART)</p>
 <p>ELE030</p>	<p>ELE030B</p> <p>SINGLE POLE BASE (ELE013/014B)</p>	<p>ELE030B TDS (DENNIS EAGLE DUSTCART)</p>
	<p>ELE051G</p> <p>LOW PRESSURE SWITCH DW40</p>	<p>ELE051G TDS (OPTARE & DENNIS EAGLE VEHICLES WITH SENSITIVE EDGE SAFETY SYSTEM)</p>
	<p>ELE060H</p> <p>9-WAY LOOM PLUG</p>	<p>ELE060H TDS (OPTARE VEHICLES)</p>
	<p>ELE061H</p> <p>MALE LOOM PIN</p>	<p>ELE061H TDS (ALL SHELFPLATE LOOMS)</p>

	<p>ELE062H 2-WAY PLUG HOUSING</p>	<p>ELE062H TDS (ALL LIT001 DOWNLIGHTS)</p>
 <p>ELE403</p>	<p>ELE403 BUZZER</p>	<p>ELE403 TDS (PARRY PEOPLE MOVER)</p>
	<p>PCB001-K01 & K02 24V & 12V CONTROL PCB ASSY</p>	<p>PCB001-K01 & K02 TDS (PARRY PEOPLE MOVER)</p>
 <p>GER301</p>	<p>GER301 PULLEY 18T (EDRIVE GEARBOX)</p>	<p>GER301 TDS (ALL SHELFPLATE LOOMS)</p>
 <p>GER302</p>	<p>GER302 PULLEY 48T (EDRIVE GEARBOX)</p>	<p>GER302 TDS (ALL ELECTRIC SHELFPLATES)</p>
 <p>GER601</p>	<p>GER601 PULLEY BELT 174 (EDRIVE GEARBOX)</p>	<p>GER601 TDS (ALL ELECTRIC SHELFPLATES)</p>
	<p>SPG003A COMPRESSION SPRING (EDRIVE SLIDE CLUTCH)</p>	<p>SPG003A TDS (TREKA BUS VEHICLES)</p>

	<p>SCR30330-A2 M3x30 SOC SCREW BZP</p>	<p>SCR30330-A2 TDS</p>
	<p>SCR41640-A2 M16x40 SOC HD SHOULDER BOLT x M12 (CYL REAR BRACKET)</p>	<p>SCR41640-A2 TDS (OPTARE VEHICLES)</p>
	<p>PLT001A VALVE MOUNT PLATE</p>	<p>PLT001A TDS (OPTARE VEHICLES)</p>
	<p>PLT006 SOLO BUTTON MOUNT PLATE (FOR BUT002-ASY-P)</p>	<p>PLT006 TDS (OPTARE SOLO VEHICLES)</p>
	<p>PLT008 MOTOR MOUNTING PLATE (EDRIVE)</p>	<p>PLT008 TDS (ALL ELECTRIC SHELFPLATES)</p>
	<p>PLT009 DRIVE INTERFACE PLATE (EDRIVE)</p>	<p>PLT009 TDS (ALL ELECTRIC SHELFPLATES)</p>
	<p>PLT017 ANTI RATTLE PLATE</p>	<p>PLT017 TDS (ALL SHELFPLATES)</p>

	<p align="center">PLT029 MOUNT PLATE FOR PCB/CONTROLS</p>	<p align="center">PLT029 TDS (DENNIS EAGLE DUSTCART)</p>
	<p align="center">PP004-CH CLUTCH PIN (PART OF ASY201T)</p>	<p align="center">PP004-CH TDS</p>
	<p align="center">PP005-CH CLUTCH SLIDE ARM (PART OF ASY201T) # SEE ASY200T-01</p>	<p align="center">PP005-CH TDS</p>
	<p align="center">SPL021A SPINDLE PLATE ASSY</p>	<p align="center">SPL021A TDS (TREKA BUS 12V MANUAL DOOR)</p>
	<p align="center">FIT001A 4mm BLANKING PLUG (FOR SPOOL VALVES)</p>	<p align="center">FIT001A TDS (OPTARE VEHICLES)</p>
	<p align="center">FIT007B 6mm x 1/4" BSP ELBOW</p>	<p align="center">203406 Peters 030534 Deans 060011 Deans</p>
	<p align="center">FIT011B 6mm x 1/4" BSP MALE STUD</p>	<p align="center">203677 Peters 060003 Deans</p>

 <p>FIT016B</p>	<p>FIT016B 4mm EQUAL TEE</p>	<p>203732 Peters 060009 Deans A751 Ventura</p>
	<p>FIT030B 3/8" BSP MALE TO 1/4" BSP FEMALE REDUCER</p>	<p>FIT030B TDS</p>
	<p>FIT044B BRANCH 1/8" BSP TO 6mm</p>	<p>FIT044B TDS</p>
 <p>FIT056B</p>	<p>FIT056B UNEQUAL STRAIGHT TUBE CONNECTOR 6-8</p>	<p>FIT056B TDS (OPTARE TEMPO VEHICLE)</p>
 <p>FIT057</p>	<p>FIT057 8mm BLANK PLUG (FOR SPOOL VALVES)</p>	<p>FIT057 TDS (OPTARE VEHICLES)</p>
	<p>TUB001-8A NYLON KINK RESIST TUBING COLOURS > RED, GREEN, BLACK, SILVER – SIZES 4,6,8mm (FOR PNEUMATIC SYSTEMS)</p>	<p>TUB001A-8A TDS (ALL PNEUMATIC SHELFPLATES)</p>