

TDS PRODUCT IMAGE SHEET > **TDS – SHELFPLATE & CONTROLS**

Image	TDS Part Number & Description	OE Part Number / Where Fitted <i>*Visually check type on your vehicle</i>
	<p><b>VAL002U</b>  <b>AIR BLEED</b> 24V DOUBLE SOLENOID            UNIVERSAL SPOOL VALVE            UPGRADE UNIT = VAL102U</p>	<p><b>VAL002U</b> TDS            (OPTARE VEHICLES PRE AUG10)</p>
	<p><b>VAL034U</b>            24V SOLENOID COIL            FOR VAL002&amp;3U</p>	<p><b>VAL034U</b> TDS            (OPTARE VEHICLES PRE AUG10)</p>
	<p><b>VAL003U</b>  <b>PRESSURE APPLIED</b> 24V DOUBLE SOLENOID            UNIVERSAL            SPOOL VALVE            (INTRO JUN12)</p>	<p><b>VAL003U</b> TDS            (OPTARE SOLOS POST MAY12)</p>
	<p><b>VAL013A-KIT-07</b>            DUMP VALVE – MANUAL + BRACKET 6MM            ELBOWS</p>	<p><b>VAL013A-KIT-07</b>            TDS            (OPTARE VEHICLES – SP ASSY            2015)</p>
	<p><b>VAL017B</b>            EPV24V SOLENOID N/O 3/2 DUMP VALVE</p>	<p><b>VAL017B</b> TDS            (OPTARE EXPORT SOLO)</p>
	<p><b>VAL018B</b>            SOLENOID PLUG &amp; CABLE for VAL017/19B</p>	<p><b>VAL018B</b> TDS            (OPTARE EXPORT SOLO)</p>

	<p><b>VAL019B</b> EPV-24V SOLENOID N/C 3/2 VALVE</p>	<p><b>VAL019B</b> TDS (OPTARE EXPORT SOLO)</p>
	<p><b>VAL036U-GAS</b> UNIVERSAL SPOOL VALVE GASKET</p>	<p><b>VAL036U-GAS</b> TDS</p>
	<p><b>VAL037U-KIT100</b> 5/2 x 1/8 D/SOLENOID PILOT ASSY</p>	<p><b>VAL037U-KIT100</b> TDS (OPTARE EXPORT SOLO)</p>
	<p><b>VAL041U-01-KIT</b> OPEN SENSADOOR DETECTION 5N(SOFT) KIT</p>	<p><b>VAL041-01-KIT</b> TDS (OPTARE TEMPO SENSADOOR)</p>
	<p><b>VAL080U</b> 5-2 VALVE G8 D-SOLENOID 24V &amp; PILTO</p>	<p><b>VAL080U</b> TDS</p>
	<p><b>VAL081U</b> 5-2 VALVE G8 SOLENOID 24V &amp; PILOT SPRING RETURN</p>	<p><b>VAL081U</b> TDS</p>
	<p><b>VAL082-KIT-01</b> INDEPENDENT LEAF CONTROL VALVE KIT</p>	<p><b>VAL082-KIT-01</b> TDS (OPTARE SOLO FF LHD IND LEAF)</p>

	<p><b>VAL102U</b>  <b>AIR BLEED</b> SOLENOID SPOOL VALVE HD UPGRADE</p>	<p><b>VAL102U</b> TDS  (OPTARE VEHICLES POST AUG10)</p>
	<p><b>VAL058U</b>  24V SOLENOID COIL FOR VAL102U</p>	<p><b>VAL058U</b> TDS  (OPTARE VEHICLES POST AUG10)</p>
	<p><b>PNE303UG-02</b>  (REPLACES PNE003U-KIT, PNE014B-KIT)  FILTER REGULATOR 1/4BSP + GAUGE + 6MM FITTINGS ASSY</p>	<p><b>0110417</b> Deans  <b>PNE003U-KIT</b>  TDS  (OPTARE VEHICLES)</p>
	<p><b>PNE303UG-10</b>  FILTER REGULATOR, GAUGE, BRACKET, SOFT-START VALVE PRE-SET, 6mm STD CON &amp; 8 TO 6mm REDUCER CONNECTION(FIT020)</p>	<p><b>PNE003U-KIT-10</b>  TDS  (OPTARE VEHICLES – SP ASSY 2015)</p>
	<p><b>PNE004U</b>  40DIA PRESSURE GAUGE FOR FILTER REGULATORS</p>	<p><b>214170</b> Peters  (OPTARE VEHICLES)</p>
	<p><b>PNE006A</b>  OR LOGIC ELEMENT</p>	<p><b>214949</b> Peters  <b>031140</b> Deans</p>
	<p><b>PNE010C</b>  REPAIR KIT EP/DUMP VALVE, STD</p>	<p><b>PNE010C</b> TDS</p>

	<p><b>KIT002-07</b> LOW PRESSURE SWITCH KIT (ELE051G&gt;K)</p>	<p><b>033096</b> <i>Deans</i></p>
	<p><b>KIT007-04</b> INHIBITOR KIT FOR TDS VALVE &amp; PNEUMATIC BUTTON</p>	<p><b>KIT007-04</b> <i>TDS</i> (OPTARE VEHICLES IVA)</p>
	<p><b>KIT008</b> PNEUMATIC BUTTON ACTIVATION INDICATOR - 4BAR N.O</p>	<p><b>KIT008</b> <i>TDS</i> (OPTARE VEHICLE OPTION)</p>
	<p><b>KIT009-02</b> FALLING/RISING PRESSURE INDICATOR</p>	<p><b>KIT009-02</b> <i>TDS</i> (OPTARE VEHICLE OPTION)</p>
	<p><b>KIT009-03</b> PNEUMATIC FALLING PRESSURE INDICATOR, 4BAR ACTIVATION</p>	<p><b>KIT009-03</b> <i>TDS</i> (OPTARE VEHICLES IVA)</p>
	<p><b>KIT013</b> ACTUATOR REAR FIXING KIT A (CYL007+ 35)</p>	<p><b>KIT013</b> <i>TDS</i> (OPTARE VEHICLES)</p>
	<p><b>KIT017</b> CONTROL MODULE – FLD4/5 @REV.2</p>	<p><b>KIT017</b> <i>TDS</i> (DENNIS EAGLE DUSTCART)</p>

	<p><b>L500-50-01/2/3</b> ACTIVE BUMP STOP ASSY BLACK (-01) <b>CREAM (-02)</b> BLUE (-03)</p>	<p><b>L500-50-01/2/3</b> (ALL PNEU SHELFPLATES)</p>
	<p><b>BRG007B</b> M12x1.25 RH FEMALE RODEND (EDRIVE CYL050B)</p>	<p><b>BRG007B</b> (TREKA BUS VEHICLES)</p>
	<p><b>BRG010B</b> M12x1.75 RH MALE SPH RODEND (CYL030U)</p>	<p><b>BRG010B</b> TDS (DENNIS EAGLE DUSTCART)</p>
	<p><b>BRG011B</b> M16x1.5 RH FEMALE SPH RODEND (CYL007)</p>	<p><b>BRG011B</b> TDS (ALL PNEU SHELFPLATES)</p>
	<p><b>BRG014B</b> M12x1.75 LH MALE SPH RODEND</p>	<p><b>BRG014B</b> TDS</p>
	<p><b>BRG022B</b> 25DIA FLANGED SPH BEARING</p>	<p><b>BRG022B</b> TDS (ALL OPTARE + TREKA BUS VEHICLES)</p>
	<p><b>BRG023B</b> 25DIA FLANGED SPH BEARING</p>	<p><b>BRG023B</b> TDS (DENNIS EAGLE DUSTCART)</p>

	<p><b>BRG029B</b> 16DIAx20 SLEEVE CLUTCH BEARING</p>	<p><b>BRG029B</b> TDS (TREKA BUS VEHICLES + ALL ELEC SHELFPLATES)</p>
	<p><b>BRG036</b> 16DIA FLANGED BEARING CYL 50 BORE REAR</p>	<p><b>BRG036</b> TDS (OPTARE OLYMPUS VEHICLE)</p>
 <p>BRG045</p>	<p><b>BRG045</b> BEARING SLEEVE Ø 19-16x40 DEANS CYLINDER BRACKET</p>	<p><b>BRG045</b> TDS</p>
 <p>BRG052</p>	<p><b>BRG052</b> USED TO CONVERT TDS SPH BRG 25mm SHELFPLATE TO STD BRG TOP HAT TYPE 22mm BRG002 FIXING CNTRE=76 x 8.5slots</p>	<p><b>BRG052</b> TDS Electric folder</p>
	<p><b>BRG081B</b> Ø 16 x 20 x 22od NY-SLEEVE</p>	<p><b>BRG078B</b> TDS Centre cranks arm</p>
	<p><b>BRK056</b> =BRACKET USED ON PNE303 RANGE ETC. HOLE DIA=30mm</p>	<p><b>BRK056</b> TDS</p>
 <p>PNE013B</p>	<p><b>PNE013B</b> PROXIMITY REED SWITCH (NORMALLY OPEN STATE) IN EWL200 LOOM</p>	<p><b>PNE013B</b> TDS (OPTARE VEHICLES)</p>

	<p><b>PNE018B</b>  REED SWITCH  (NORMALLY CLOSED STATE)  IN EWL203 LOOM</p>	<p><b>PNE018B</b> TDS  (OPTARE VEHICLES)</p>
	<p><b>EWL200</b>  REED SWITCH LOOM ASSY  (PNE013B NORMALLY OPEN)</p> <p># EWL200S INCLUDES 2x  KIT002-07 LOW PRESS SWITCHES</p>	<p><b>EWL200</b> TDS  (OPTARE VEHICLES  – TDS SHELFPLATE)</p>
	<p><b>EWL203</b>  REED SWITCH LOOM ASSY  (PNE018B NORMALLY CLOSED)</p> <p># EWL203S INCLUDES 2x  KIT002-07 LOW PRESS SWITCHES</p>	<p><b>EWL203</b> TDS  (OPTARE VEHICLES  – TDS SHELFPLATE)</p>
	<p><b>EWL212</b>  EDRIVE REED SWITCH  LOOM ASSY  (PNE018B NORMALLY CLOSED)</p>	<p><b>EWL212</b> TDS  (TREKABUS VEHICLES  – TDS SHELFPLATE)</p>
	<p><b>EWL225</b>  REED SWITCH LOOM ASSY  (INCL PNE013B + PNE018B)</p>	<p><b>EWL225</b> TDS  (DENNIS EAGLE DUSTCART)</p>
	<p><b>EWL201</b>  HALOGEN DOWNLIGHT ASSY</p> <p>2014 REPLACING WITH LIT009-04</p>	<p><b>EWL201</b> TDS  (OPTARE VEHICLES)</p>
	<p><b>CYL007U-11</b>  Ø63 x 100str  TDS PNEUMATIC BASE CYLINDER  M16x1.5 MALE ROD END</p> <p># Cylinder seal repair kit  for above only = CYL203U-RK</p>	<p><b>CYL007-11</b> TDS  # SEP13 &gt; REPLACED CYLINDER  ASSY CYL007B with bracket  CYL008B  (LATER TDS DOOR  OPTARE VEHICLES)</p>

	<p><b>CYL007U-11-KIT</b>          Ø63 x 100str          TDS PNEUMATIC CYLINDER ASSY          M16x1.5 MALE ROD END          # Cylinder seal repair kit          for above only = CYL203U-RK</p>	<p><b>CYL007-11-KIT</b> TDS          # SEP13 &gt; REPLACED CYL007-DNC-KIT          #2018 &gt; SEE CYL075U-11          (LATER TDS DOOR OPTARE VEHICLES)</p>
	<p><b>BRK011</b>          TDS 63BORE CYLINDER          REAR BRACKET            (USED ON CYL007-11-KIT)</p>	<p><b>BRK011</b> TDS          (OPTARE UK VEHICLES          FROM SEP13)</p>
	<p><b>CYL030U-11</b>          Ø63 x 76str          TDS PNEUMATIC CYLINDER+BRKT          M12x1.75 FEMALE THREADED END          (With 1/8"bsp Sensadour take of ports)          # Cylinder seal repair kit          for above only = CYL202U-RK</p>	<p><b>CYL030-11</b> TDS          (DENNIS EAGLE DUSTCART)</p>
	<p><b>CYL035U-11-KIT</b>          Ø63 x 76str          TDS PNEUMATIC CYLINDER ASSY          M16x1.5 MALE ROD END          # Cylinder seal repair kit          for above only = CYL203U-RK</p>	<p><b>CYL035-11-KIT</b> TDS          (OPTARE SOLO SA          EXPORT EXIT DR)</p>
	<p><b>CYL008B</b>          TDS 63BORE CYLINDER          REAR BRACKET            (USED ON CYL007-DNC-KIT)</p>	<p><b>CYL008B</b> TDS          (OPTARE UK VEHICLES          TO AUG13)</p>
	<p><b>CYL050-100-01</b>          12V x100 EDRIVE CYLINDER ASSY          (INCL RODEND/PULLEY/PLATE)          # AVAILABLE WITH OTHER MOTOR &amp;          CLUTCH OPTIONS. SEE BELOW</p>	<p><b>CYL050-100-01</b> TDS          (TREKA BUS 16 + OTHER          12V ELEC SHELFPLATES)</p>
	<p><b>CYL075U-11</b>          Ø63 x 100str          TDS PNEUMATIC BASE CYLINDER          M16x1.5 MALE ROD END          # Cylinder seal repair kit          for above only = CYL202U-RK</p>	<p><b>CYL075U-11</b> TDS          # MAR18 &gt; REPLACED CYL007U-11          (LATER TDS DOOR OPTARE          VEHICLES)</p>



	<p><b>CYL075U-11-KIT</b>          Ø63 x 100str          TDS PNEUMATIC CYLINDER ASSY          M16x1.5 MALE ROD END          # Cylinder seal repair kit          for above only = CYL202U-RK</p>	<p><b>CYL075U-11-KIT</b>          TDS          # MAR18 &gt; REPLACED CYL007U-11-KIT          (LATER TDS DOOR OPTARE VEHICLES)</p>
	<p><b>ELE025B-K01</b>          24V E-DRIVE MOTOR PRE-ASSY</p>	<p><b>ELE025B-K01</b> TDS          (TREKA BUS 24V VEHICLES)</p>
	<p><b>ELE031B-K01</b>          12V E-DRIVE MOTOR PRE-ASSY</p>	<p><b>ELE031B-K01</b> TDS          (TREKA BUS 12V VEHICLES)</p>
	<p><b>ASY201T</b>          SLIDE CLUTCH 100mm          PURPLE SPRING (INST-046-06)          # SLIDE CLUTCH ARM ASSY +PIN = ASY200T-02          # CLUTCH PIN ONLY = PP004-CH</p>	<p><b>ASY201T</b> TDS          TREKA BUS 16/MELLOR MAXIMA+STRATA HF</p>
	<p><b>ASY202T</b>          SLIDE CLUTCH 100mm          BLACK SPRING (INST-014-07)          # CLUTCH PIN = PP004-CH</p>	<p><b>ASY202T</b> TDS          (PPM 60)</p>
	<p><b>PNE012U</b>          FLOW CONTROL VALVE TDS UNIVERSAL CYLINDERS</p>	<p><b>PNE012U</b> TDS          (OPTARE VEHICLES)</p>
	<p><b>CYL200U-RK</b>          TDS 63 CYLINDER UNIVERSAL SEAL KIT</p>	<p><b>CYL200U-RK</b>          TDS          (ALL PNEU SHELFPLATES)</p>








 <p>CYL201-RK</p>	<p><b>CYL201U-RK</b> TDS 50 CYLINDER UNIVERSAL SEAL KIT</p>	<p><b>CYL201U-RK</b> TDS</p>
	<p><b>CRK002A</b> CRANK ARM R66 PIN</p>	<p><b>CRK002A</b> TDS (ALL TREKA BUS VEHICLES)</p>
 <p>CRK003A R2</p>	<p><b>CRK003A</b> CRANK ARM R72 PIN</p>	<p><b>CRK003A</b> TDS (OPTARE SOLO SE)</p>
 <p>CRK014A</p>	<p><b>CRK014A</b> CRANK ARM R75 PIN</p>	<p><b>CRK014A</b> TDS (OPTARE VEHICLES, EXCEPT SE)</p>
 <p>CRK020</p>	<p><b>CRK020A</b> CRANK ARM R57 TAP M12</p>	<p><b>CRK020A</b> TDS (DENNIS EAGLE DUSTCART)</p>
	<p><b>PNE016B</b> LOCKNUT FOR FILTER REGULATOR (PNE014B-KIT)</p>	<p><b>PNE016B</b> TDS</p>
	<p><b>PNE303UG-02</b> (REPLACES PNE003U-KIT, PNE014B-KIT) FILTER REGULATOR 1/4BSP + GAUGE + 6MM FITTINGS ASSY</p>	<p><b>PNE303UG-02</b> TDS (DENNIS EAGLE DUSTCART + OPTARE VEHICLES)</p> 

 <p><b>PNE035C</b></p>	<p><b>PNE035C</b> SILENCER LOW PROFILE 1/8 BSP BRASS</p>	<p><b>PNE035C</b> TDS</p>
 <p><b>PNE037U</b></p>	<p><b>PNE037U</b> SILENCER LOW PROFILE 1/4 BSP BRASS</p>	<p><b>PNE037U</b> TDS</p>
	<p><b>BUT002-ASY-P</b> INTERNAL DOUBLE BUTTON PNEUMATIC</p>	<p><b>BUT002-ASY-P</b> TDS (OPTARE VEHICLES OVER DOOR)</p>
	<p><b>BUT003-ASY-P</b> EXTERNAL EMERGENCY BUTTON PNEUMATIC</p>	<p><b>BUT003-ASY-P</b> TDS (OPTARE VEHICLES)</p>
	<p><b>BUT003-ASY-PC</b> EXTERNAL EMERGENCY FLUSH BUTTON PNEUMATIC BOOTED</p>	<p><b>BUT003-ASY-PC</b> TDS (OPTARE VEHICLES SEP14 &gt;)</p>
	<p><b>BUT004-ASY-P</b> INTERNAL SINGLE CLOSE BUTTON PNEUMATIC</p>	<p><b>BUT004-ASY-P</b> TDS (DENNIS EAGLE DUSTCART)</p>
	<p><b>BUT006-ASY-P</b> INTERNAL EMERGENCY BUTTON PNEUMATIC</p>	<p><b>BUT006-ASY-P</b> TDS (OPTARE VEHICLES)</p>

	<p align="center"><b>BUT007-ASY</b> DRIVERS DOUBLE BUTTON ELECTRIC</p>	<p align="center"><b>BUT007-ASY</b> TDS (DENNIS EAGLE DUSTCART)</p>
	<p align="center"><b>BUT009-ASY</b> EXTERNAL EMERGENCY BUTTON ELECTRIC</p>	<p align="center"><b>BUT009-ASY</b> TDS (TREKA BUS VEHICLES UPTO JUN14)</p>
	<p align="center"><b>BUT010-ASY</b> INTERNAL SINGLE CLOSE BUTTON ELECTRIC</p>	<p align="center"><b>BUT010-ASY</b> TDS (TREKA BUS VEHICLES)</p>
	<p align="center"><b>BUT012-ASY</b> INTERNAL EMERGENCY BUTTON ELECTRIC</p>	<p align="center"><b>BUT012-ASY</b> TDS (TREKA BUS VEHICLES)</p>
	<p align="center"><b>BUT013A</b> BUTTON MICROSWITCH</p>	<p align="center"><b>216388</b> Peters <b>026752</b> Deans</p>
	<p align="center"><b>ELE158-02</b> 2-WAY IP67 WATERPROOF MICROSWITCH (NO/NC) V3 ASSY</p>	<p align="center"><b>ELE158-02</b> TDS (OPTARE VEHICLES FROM JUL15)</p>
	<p align="center"><b>ELE164</b> ILUM BUTTON CABLE 3PIN 5MTR</p>	<p align="center"><b>ELE164</b> TDS</p>

	<p align="center"><b>BUT037B</b> ILLUMINATED EMERGENCY OPEN BUTTON</p>	<p align="center"><b>BUT037B</b> TDS (TREKA BUS DDA OPTION)</p>
	<p align="center"><b>BUT042T</b> DOOR OPEN ILLUM ELEC BUTTON</p>	<p align="center"><b>BUT042T</b> TDS (TREKA BUS DDA OPTION)</p>
	<p align="center"><b>BUT043T</b> DOOR CLOSE ILLUM ELEC BUTTON</p>	<p align="center"><b>BUT043T</b> TDS (TREKA BUS DDA OPTION)</p>
	<p align="center"><b>BUT046-ASY</b> EXTERNAL EMERGENCY FLUSH BUTTON ELECTRIC (HOLD)</p>	<p align="center"><b>BUT046-ASY</b> TDS (TREKA 16 FROM JUL14)</p>
	<p align="center"><b>BUT046-ASY-EC</b> EXTERNAL EMERGENCY FLUSH BUTTON ELECTRIC (HOLD) BOOTED</p>	<p align="center"><b>BUT046-ASY-EC</b> TDS</p>
	<p align="center"><b>BUT050-01</b> ILLUM LED DOOR OPEN/CLOSE ELEC BUTTON (3PIN)</p>	<p align="center"><b>BUT050-01</b> TDS OPTARE SOLO EXP</p>
	<p align="center"><b>BUT051-01</b> ILLUM LED YELLOW POLE MOUNTED DOOR OPEN BUTTON</p> <p># 5MTR CONN CABLE = ELE164</p>	<p align="center"><b>BUT051-01</b> TDS OPTARE SOLO EXP</p>

	<p><b>NEW</b></p> <p><b>RUB046-01</b> <b>BUTTON BOOT</b> CAN BE CUT TO SUIT ALL BUTTON VARIANTS</p>	<p><b>RUB046-01</b> TDS</p> 
 <p>LIT001A</p>	<p><b>LIT001A</b> HALOGEN DOWN LIGHT 24V (BULB = LIT004A)</p> <p><b>OBSOLETE FROM JAN14, SEE LIT009-04 LED OPTION</b></p>	<p><b>LIT001A</b> TDS (OPTARE VEHICLES EXCEPT VERSA TO JAN14)</p>
	<p><b>LIT004A</b> 24V 20W HALOGEN DOWNLIGHT BULB</p>	<p><b>LIT004A</b> TDS (OPTARE VEHICLES EXCEPT VERSA TO JAN14)</p>
	<p><b>LIT006A</b> 8 LED G4 BULB 8-30V COOL WHITE</p>	<p><b>LIT006A</b> TDS (TDS DOWNLIGHT BULB ALTERNATIVE OPTION)</p>
	<p><b>LIT009-04</b> 17 LED DOWNLIGHT – 24V</p> <p>REPLACEMENT/UPGRADE FOR OBSOLETE LIT001A OR SIMILAR</p>	<p><b>LIT009-24</b> TDS (OPTARE VEHICLES EXCEPT VERSA FROM FEB14)</p>
	<p><b>LIT008-300-24</b> (24V) <b>LIT008-300-12</b> (12V)</p> <p>LED STRIP DOWNLIGHT</p> <p>ALTERNATIVE LED DOWNLIGHT</p>	<p><b>LIT008-300-24</b> TDS <b>LIT008-300-12</b> TDS (OPTARE METROCITY)</p>
	<p><b>VAL008P</b> MINIATURE PENUMATIC VALVE</p>	<p><b>VAL008P</b> TDS (ALL PENUMATIC BUTTONS)</p>

	<p><b>ELE013B</b> 24V SINGLE POLE RELAY</p>	<p><b>ELE013B</b> TDS (DENNIS EAGLE DUSTCART)</p>
 <p>ELE030</p>	<p><b>ELE030B</b> SINGLE POLE BASE (ELE013/014B)</p>	<p><b>ELE030B</b> TDS (DENNIS EAGLE DUSTCART)</p>
	<p><b>ELE051G</b> LOW PRESSURE SWITCH DW40</p>	<p><b>ELE051G</b> TDS (OPTARE &amp; DENNIS EAGLE VEHICLES WITH SENSITIVE EDGE SAFETY SYSTEM)</p>
	<p><b>ELE060H</b> 9-WAY LOOM PLUG</p>	<p><b>ELE060H</b> TDS (OPTARE VEHICLES)</p>
	<p><b>ELE061H</b> MALE LOOM PIN</p>	<p><b>ELE061H</b> TDS (ALL SHELFPLATE LOOMS)</p>
	<p><b>ELE062H</b> 2-WAY PLUG HOUSING</p>	<p><b>ELE062H</b> TDS (ALL LIT001 DOWNLIGHTS)</p>
 <p>ELE403</p>	<p><b>ELE403</b> BUZZER</p>	<p><b>ELE403</b> TDS (PARRY PEOPLE MOVER)</p>

	<p><b>PCB001-K01 &amp; K02</b> 24V &amp; 12V CONTROL PCB ASSY</p>	<p><b>PCB001-K01 &amp; K02</b> <i>TDS</i> (PARRY PEOPLE MOVER)</p>
 <p><b>GER301</b></p>	<p><b>GER301</b> PULLEY 18T (EDRIVE GEARBOX)</p>	<p><b>GER301</b> <i>TDS</i> (ALL SHELFPLATE LOOMS)</p>
 <p><b>GER302</b></p>	<p><b>GER302</b> PULLEY 48T (EDRIVE GEARBOX)</p>	<p><b>GER302</b> <i>TDS</i> (ALL ELECTRIC SHELFPLATES)</p>
 <p><b>GER601</b></p>	<p><b>GER601</b> PULLEY BELT 174 (EDRIVE GEARBOX)</p>	<p><b>GER601</b> <i>TDS</i> (ALL ELECTRIC SHELFPLATES)</p>
	<p><b>SPG003A</b> COMPRESSION SPRING (EDRIVE SLIDE CLUTCH)</p>	<p><b>SPG003A</b> <i>TDS</i> (TREKA BUS VEHICLES)</p>
	<p><b>SCR30330-A2</b> M3x30 SOC SCREW BZP</p>	<p><b>SCR30330-A2</b> <i>TDS</i></p>
	<p><b>SCR41640-A2</b> M16x40 SOC HD SHOULDER BOLT x M12 (CYL REAR BRACKET)</p>	<p><b>SCR41640-A2</b> <i>TDS</i> (OPTARE VEHICLES)</p>



	<p><b>PLT001A</b> VALVE MOUNT PLATE</p>	<p><b>PLT001A</b> TDS (OPTARE VEHICLES)</p>
	<p><b>PLT006</b> SOLO BUTTON MOUNT PLATE (FOR BUT002-ASY-P)</p>	<p><b>PLT006</b> TDS (OPTARE SOLO VEHICLES)</p>
	<p><b>PLT008</b> MOTOR MOUNTING PLATE (EDRIVE)</p>	<p><b>PLT008</b> TDS (ALL ELECTRIC SHELFPLATES)</p>
	<p><b>PLT009</b> DRIVE INTERFACE PLATE (EDRIVE)</p>	<p><b>PLT009</b> TDS (ALL ELECTRIC SHELFPLATES)</p>
	<p><b>PLT017</b> ANTI RATTLE PLATE</p>	<p><b>PLT017</b> TDS (ALL SHELFPLATES)</p>
	<p><b>PLT029</b> MOUNT PLATE FOR PCB/CONTROLS</p>	<p><b>PLT029</b> TDS (DENNIS EAGLE DUSTCART)</p>
	<p><b>PP004-CH</b> CLUTCH PIN (PART OF ASY201T)</p>	<p><b>PP004-CH</b> TDS</p>

	<p><b>PP005-CH</b> CLUTCH SLIDE ARM (PART OF ASY201T) # SEE ASY200T-01</p>	<p><b>PP005-CH</b> TDS</p>
	<p><b>SPL021A</b> SPINDLE PLATE ASSY</p>	<p><b>SPL021A</b> TDS (TREKA BUS 12V MANUAL DOOR)</p>
	<p><b>FIT001A</b> 4mm BLANKING PLUG (FOR SPOOL VALVES)</p>	<p><b>FIT001A</b> TDS (OPTARE VEHICLES)</p>
	<p><b>FIT007B</b> 6mm x 1/4" BSP ELBOW</p>	<p><b>203406</b> Peters <b>030534</b> Deans <b>060011</b> Deans</p>
	<p><b>FIT011B</b> 6mm x 1/4" BSP MALE STUD</p>	<p><b>203677</b> Peters <b>060003</b> Deans</p>
	<p><b>FIT016B</b> 4mm EQUAL TEE</p>	<p><b>203732</b> Peters <b>060009</b> Deans <b>A751</b> Ventura</p>
	<p><b>FIT030B</b> 3/8" BSP MALE TO 1/4" BSP FEMALE REDUCER</p>	<p><b>FIT030B</b> TDS</p>

	<p><b>FIT044B</b> BRANCH 1/8" BSP TO 6mm</p>	<p><b>FIT044B</b> TDS</p>
 <p><b>FIT056B</b></p>	<p><b>FIT056B</b> UNEQUAL STRAIGHT TUBE CONNECTOR 6-8</p>	<p><b>FIT056B</b> TDS (OPTARE TEMPO VEHICLE)</p>
 <p><b>FIT057</b></p>	<p><b>FIT057</b> 8mm BLANK PLUG (FOR SPOOL VALVES)</p>	<p><b>FIT057</b> TDS (OPTARE VEHICLES)</p>
	<p><b>TUB001-8A</b> NYLON KINK RESIST TUBING COLOURS &gt; RED, GREEN, BLACK, SILVER – SIZES 4,6,8mm  (FOR PNEUMATIC SYSTEMS)</p>	<p><b>TUB001A-8A</b> TDS (ALL PNEUMATIC SHELFPLATES)</p>