

**TDS PRODUCT IMAGE SHEET > TDS – DOOR LEAVES & SHAFTS**

Image	TDS Part Number & Description	OE Part Number / Where Fitted <i>*Visually check type on your vehicle</i>
	<p><b>L500-05-ASSY-01</b> M14 UPPER BEARING BRACKET ASSY</p> <p>SPH BEARING = BRG021B CIRCLIP = CIR001A COVER = CAP001A</p>	<p><b>L500-05-ASSY-01</b> (OPTARE + TREKA BUS VEHICLES)</p>
	<p><b>L500-06-LH</b> DOOR GUIDE BRACKET LEFT</p> <p>GUIDE SPINDLE = ASY004B</p>	<p><b>L500-06-LH</b> TDS (ALL OPTARE VEHICLES EXCEPT SE)</p>
	<p><b>L500-06-RH</b> DOOR GUIDE BRACKET RIGHT</p> <p>GUIDE SPINDLE = ASY004B</p>	<p><b>L500-06-RH</b> TDS (ALL OPTARE VEHICLES EXCEPT SE)</p>
	<p><b>L500-09-ASSY-01</b> M14 LOWER BEARING BRACKET ASSY</p> <p>SPH BEARING = BRG021B CIRCLIP = CIR001A COVER = CAP001A</p>	<p><b>L500-09-ASSY-01</b> (OPTARE + TREKA BUS VEHICLES)</p>
	<p><b>BRG021B</b> Ø 14 SPH BEARING RACE O/D=34x13.5</p>	<p><b>BRG021B</b> TDS (ALL BEARING BRACKET ASSY)</p>

	<p><b>CIR001A</b> CIRCLIP INTERNAL 1300-34</p>	<p><b>CIR001A</b> TDS (ALL BEARING BRACKET ASSY)</p>
 <p>CAP001A</p>	<p><b>CAP001A</b> BEARING COVER CAP</p>	<p><b>CAP001A</b> TDS (ALL TOP BEARING BRACKET ASSY)</p>
	<p><b>L500-012</b> DOOR STOP COLLAR (PAINTED BLACK)</p>	<p><b>L500-12</b> TDS</p>
	<p><b>L500-43</b> TRIPLE OFFSET TAP BLOCK (UPPER BRG &amp; DOOR GUIDE BRKTS)</p>	<p><b>L500-43</b> TDS</p>
 <p>BRK001A</p>	<p><b>BRK001A</b> BOTTOM STEADY BRACKET</p>	<p><b>BRK001A</b> TDS (TREKA BUS ENTRANCE DOORS)</p>
 <p>BRK002A</p>	<p><b>BRK002A</b> DOOR GUIDE BRACKET CRANKED INLINE (GLD)</p>	<p><b>BRK002A</b> TDS (OPTARE SOLO SE + TREKA DOORS)</p>
	<p><b>BRK005A</b> DOOR GUIDE BRACKET FLAT OFFSET (FLD)</p>	<p><b>BRK005A</b> TDS (PPM PEOPLE MOVER)</p>

	<p><b>BRK007A</b> MICROSWITCH MOUNT BRACKET (V3) (SDU CLUTCH ASSY)</p>	<p><b>BRK007A</b> TDS (TREKABUS 16)</p>
	<p><b>BRK008</b> CABLE END BRACKET</p>	<p><b>BRK008</b> TDS (TREKA BUS ENTRANCE DOORS)</p>
	<p><b>BRK020A</b> DOOR GUIDE BRACKET BLACK FLAT OFFSET FLD</p>	<p><b>BRK020A</b> TDS (FLD001)</p>
	<p><b>BRK024</b> CRANK @ 25 RH HG=25 SLOT CTR=85x55</p>	<p><b>BRK024</b> TDS</p>
	<p><b>BRK025</b> CRANK @ 25 LH HG=25 SLOT CTR=85x55</p>	<p><b>BRK025</b> TDS</p>
	<p><b>PVT017-ASY</b> M14x2.0 UPPER BEARING PIVOT ASSY SPH RODEND = BRG015B</p>	<p><b>PVT017-ASY</b> TDS (OPTARE SOLO SE DOORS)</p>

	<p><b>PVT018-ASY</b> M14x2.0 LOWER BEARING PIVOT ASSY SPH RODEND = BRG015B</p>	<p><b>PVT018-ASY</b> TDS (OPTARE SOLO SE DOORS)</p>
	<p><b>BRG015B</b> M14x2.0 RH MALE SPH RODEND (SEE PVT017 &amp; 018-ASY)</p>	<p><b>BRG015B</b> TDS (OPTARE SOLO SE DOORS)</p>
	<p><b>ASY006B</b> 25mm INLINE BOTTOM BEARING</p>	<p><b>ASY006B</b> TDS (OPTARE VERSA + TEMPO, TREKA BUS DOORS)</p>
	<p><b>ASY009B</b> 25mm INLINE LONG BOTTOM BEARING</p>	<p><b>ASY009B</b> TDS (OPTARE SOLO SF/SR/FF DOORS)</p>
	<p><b>ASY003B</b> UNIV GUIDE SPINDLE LONG (FITTED TO BRK002 &amp; 023 DGB)</p>	<p><b>ASY003B</b> TDS (DENNIS EAGLE DUSTCARTS + TREKA BUS DOORS)</p>
	<p><b>ASY004B</b> UNIV GUIDE SPINDLE SHORT (FITTED TO L500-06-RH &amp; LH DGB)</p>	<p><b>ASY004B</b> TDS (ALL OPTARE VEHICLES)</p>
	<p><b>ROD001-C-50</b> LOCK ROD CRANKED 50RAD R1</p>	<p><b>ROD001-C-50</b> TDS</p>



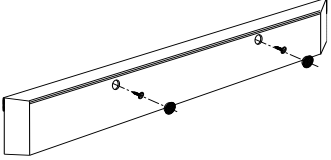
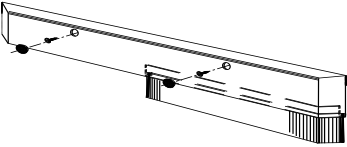
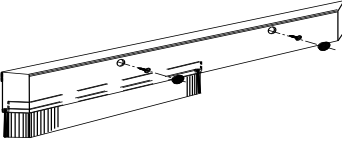




	<p><b>RUB004A</b> TRAILING EDGE CAPPING SEAL 2.3MTR</p>	<p><b>RUB004A</b> TDS (ALL GLIDER DOOR LEAVES)</p>
	<p><b>RUB005A</b> INNER GLAZING SEAL</p>	<p><b>RUB005A</b> TDS (ALL GLAZED DOOR LEAVES)</p>
	<p><b>RUB006A</b> LEADING EDGE LIPPED NOSING 2.3MTR</p>	<p><b>RUB006A</b> TDS (ALL GLIDER DOORS, EXCEPT SOLO LH LEAF – SEE RUB025A)</p>
	<p><b>RUB009A</b> UPPER GLASS EDGING RUBBER</p>	<p><b>RUB009A</b> TDS (ALL GLAZED DOOR LEAVES)</p>
	<p><b>RUB011A</b> VEHICLE APERTURE LIPPED SEAL 50x50  (2200L APR20 &gt;)</p>	<p><b>RUB011A</b> TDS (TREKA 16 - TDS GLIDERS)</p>
	<p><b>RUB012</b> LOWER GLASS EDGING RUBBER</p>	<p><b>RUB012</b> TDS (ALL GLAZED DOOR LEAVES)</p>
	<p><b>RUB018B</b> 150x1.5 INSERTION RUBBER STRIP</p>	<p><b>RUB018B</b> TDS (OPTARE SOLO SE + DENNIS EAGLE DUSTCARTS)</p>

	<p><b>RUB023A</b> MALE HINGE SEAL 2.3MTR</p>	<p><b>RUB023A</b> TDS (ALL FOLDER DOORS INCL DENNIS EAGLE DUSTCARTS)</p>
	<p><b>RUB025A</b> TRAILING EDGE SHORT LIPPED 2.3MTR</p>	<p><b>RUB025A</b> TDS (ALL LH LEAVES ON OPTARE VEHICLES)</p>
 <p>RUB027</p>	<p><b>RUB027</b> NOSING RUBBER BUNG FOR SENSITIVE EDGE SEALING</p>	<p><b>RUB027</b> TDS (ALL SENS EDGE NOSING RUBBERS)</p>
 <p>56-58mm</p>	<p><b>RUB044A</b> VEHICLE APERTURE "T" SEAL 56-58mm x 2.5MTR  # REPLACES EARLIER RUB002A</p>	<p><b>RUB044A</b> TDS (OPTARE SOLO SF &amp; FF)</p>
	<p><b>RUB053-1976-L2</b> (E40 SENS LONG LIP RUB ASSY)</p>	<p><b>RUB053</b> TDS</p>
	<p><b>RUB054-1976-R2</b> (E40 SENS SHORT LIP RUB ASSY)</p>	<p><b>RUB054</b> TDS</p>
	<p><b>RUB058</b> STEP INSERT TIGER STRIPE</p>	<p><b>RUB058</b> TDS</p>

	<p><b>SAB023ASSY-BLK</b>  <b>610 ABS SABOT ASSY</b>          ABS=BLACK          610x101x62          FIXING HOLES          2 @ 270 CTRS</p>	<p><b>SAB023ASSY-BLK TDS</b>          (OPTARE SOLO SF, OPTARE VERSA/SOLO          FASTFLOW/METROCITY/TEMPO          - RH LEAF)</p>
	<p><b>SAB024ASSY-BLK</b>  <b>510 ABS SABOT ASSY</b>          ABS=BLACK          510x101x62          FIXING HOLES          2 @ 270 CTRS</p>	<p><b>SAB024ASSY-BLK TDS</b>          (OPTARE VERSA/SOLO          FASTFLOW/METROCITY - LH LEAF)</p>
	<p><b>SAB027ASSY-BLK</b>  <b>350 ABS SABOT ASSY</b>          ABS=BLACK          350x101x62          FIXING HOLES          2 @ 180 CTRS</p>	<p><b>SAB027ASSY-BLK TDS</b>          (OPTARE SOLO SF - LH LEAF)</p>
	<p><b>SAB028ASSY-BLK</b>  <b>470 ABS SABOT ASSY</b>          ABS=BLACK          470x101x62          FIXING HOLES          2 @ 270 CTRS</p>	<p><b>SAB028ASSY-BLK TDS</b>          (OPTARE TEMPO - LH LEAF)</p>
	<p><b>SAB029ASSY-BLK</b>  <b>640 ABS SABOT ASSY</b>          ABS=BLACK          640x101x62          FIXING HOLES          3 @ 195 CTRS</p>	<p><b>SAB029ASSY-BLK TDS</b>          (OPTARE SOLO SR FASTFLOW          - RH &amp; LH LEAVES)</p>
	<p><b>SAB030ASSY-BLK</b>  <b>560 ABS SABOT ASSY</b>          ABS=BLACK          560x101x62          FIXING HOLES          2 @ 270 CTRS           VISIBLE BRUSH          SIZE          BRS=54</p>	<p><b>SAB030ASSY-BLK TDS</b>          (TREKA BUS 16)</p>
	<p><b>SAB034ASSY-BLK</b>  <b>434 ABS SABOT ASSY</b>          ABS=BLACK          434x101x62          FIXING HOLES          2 @ 180 CTRS</p>	<p><b>SAB034ASSY-BLK TDS</b>          (OPTARE SOLO LHD EXIT FASTFLOW          - RH &amp; LH LEAVES)</p>

	<p><b>SAB038ASSY-BLK</b>  <b>560 ABS SABOT ASSY</b>          ABS=BLACK          560x101x62          FIXING HOLES          2 @ 310 CTRS</p>	<p><b>SAB038ASSY-BLK TDS</b>          (OPTARE SOLO EXIT FASTFLOW          – RH &amp; LH LEAVES)</p>
 	<p><b>SAB040-45BLK (Black)</b>  <b>SAB040-45GRY (Grey)</b>  <b>PANTOGRAPH DOOR BRACKET COVER</b>          Made from cover blank          Inside Dims 45x68x42          (To suit Universal pivot mounting bracket          BRK070-28)</p>	<p><b>SAB040-45BLK TDS</b>  <b>SAB040-45GRY TDS</b>          (PLD PLUG DOOR KITS)</p>
	<p><b>SAB031ASSY-BLK</b>  <b>525 RH STEEL SABOT ASSY</b>          STEEL=BLACK          525x100x26          FIXING HOLES          2 @ 285 CTRS          VISIBLE BRUSH SIZE          BRS=54</p>	<p><b>SAB031ASSY-BLK TDS</b>          (PARRY PEOPLE MOVER)</p>
	<p><b>SAB032ASSY-BLK</b>  <b>525 LH STEEL SABOT ASSY</b>          STEEL=BLACK          525x100x26          FIXING HOLES          2 @ 285 CTRS          VISIBLE BRUSH SIZE          BRS=54</p>	<p><b>SAB032ASSY-BLK TDS</b>          (PARRY PEOPLE MOVER)</p>
	<p><b>SAB035ASSY-BLK</b>  <b>870 RH STEEL SABOT ASSY</b>          STEEL=BLACK          870x100x26          FIXING HOLES          3 @ 340 CTRS          VISIBLE RUBBER SIZE          RUB=74</p>	<p><b>SAB035ASSY-BLK TDS</b>          (OPTARE SOLO SE)</p>



	<p><b>SAB036KIT-BLK</b> 520 RH or LH STEEL SABOT KIT STEEL=BLACK 520x100x26 FIXING HOLES 2 @ 270 CTRS</p>	<p><b>SAB036KIT-BLK TDS</b> (OPTARE SCANIA OMNIDEKER)</p>
	<p><b>SAB037LH-ASY</b> 590 LH STEEL SABOT KIT STEEL=BLACK 590x100x26 FIXING HOLES 2 @ 270 CTRS VISIBLE BRUSH SIZE BRS=54x280</p>	<p><b>SAB037LH-ASY TDS</b> (WRIGHTBUS DAF)</p>
	<p><b>SAB037RH-ASY</b> 590 LH STEEL SABOT KIT STEEL=BLACK 590x100x26 FIXING HOLES 2 @ 270 CTRS VISIBLE BRUSH SIZE BRS=54x280</p>	<p><b>SAB037RH-ASY TDS</b> (WRIGHTBUS DAF)</p>
	<p><b>FIT054C</b> 3.2 BARBED ELBOW FITTING</p>	<p><b>FIT054C TDS</b> (ALL SENS EDGE NOSING RUBBERS)</p>
	<p><b>FAS015</b> LOCK FASIA PLATE</p>	<p><b>FAS015 TDS</b> (ALL LOCKABLE GLIDER DOORS INCL OPTARE SOLO EXPORT VEHICLES)</p>
	<p><b>FAS018</b> LOCK COVER FASCIA PLATE</p>	<p><b>FAS018 TDS</b> (ALL LOCKABLE GLIDER DOORS INCL OPTARE SOLO EXPORT VEHICLES)</p>
	<p><b>HDL001A</b> GRAB HANDLE BLACK POLYAMIDE</p>	<p><b>HDL001A TDS</b> (ALL GLIDER DOOR LEAVES)</p>

	<p><b>HDL003T-003</b> INTERNAL EMERGENCY RELEASE HANDLE &amp; CABLE x 2.0mtrs ASSY TREKA</p>	<p><b>HDL003T-001</b> TDS (TREKA ENTRANCE DOORS GLD2 PRE DDA) <b>HDL003T-002</b> TDS (TREKA ENTRANCE DOORS GLD42 POST DDA NOV11)</p>
	<p><b>HDL007T-J2</b> (Modified HDL004A-J2) EXTERNAL ROTARY LOCKABLE HANDLE TYPE JOK.2 WITH 2-KEYS</p>	<p><b>HDL007-J2</b> TDS TREKA VEHICLES WITH TDS DOORS.(PANEL MOUNTED LOCK)</p>
	<p><b>HDL027T-ASY-01</b> EXTERNAL LOCKABLE HANDLE ASSY WITH 2-KEYS STEEL BODY WITH MICROSWITCH+ INTERNAL OVERRIDE CAP ANTI- CLOCKWISE ONLY+MOUNTING KIT</p>	<p><b>HDL027E</b> TDS BOTT VEHICLES WITH TDS DOORS. (MID PANEL MOUNTED LOCK)</p>
	<p><b>HDL039T-J2</b> (Modified HDL004A-J2) EXTERNAL ROTARY LOCKABLE HANDLE TYPE JOK.2 WITH 2-KEYS +INTERNAL OVERRIDE CAP ANTI-CLOCKWISE ONLY</p>	<p><b>HDL039T</b> TDS MELLOR MAXIMA/ STRATA HF TDS DOORS. (GLASS MOUNTED LOCK)</p>
	<p><b>LCK004B</b> LOCKING PIN KEEP</p>	<p><b>LCK004B</b> TDS (ALL LOCKABLE GLIDER DOORS INCL OPTARE SOLO EXPORT VEHICLES)</p>
	<p><b>LCK005-01</b> INTERNAL DOOR PANEL WING LOCK ASSY</p>	<p><b>LCK005-01</b> TDS (ALL LOCKABLE GLIDER DOORS INCL OPTARE SOLO EXPORT VEHICLES)</p>
	<p><b>LCK006-02</b> EXTERNAL DOOR PANEL SQUARE KEY LOCK KIT  # 8MM SQUARE KEY = LCK201</p>	<p><b>LCK006-02</b> TDS (ALL LOCKABLE GLIDER DOORS INCL OPTARE SOLO EXPORT VEHICLES)</p>


	<p><b>LCK109-01</b> INT LOCK LINK CAM ASSY  # SLIDE LOCK PIN = LCK103A</p>	<p><b>LCK109-01</b> TDS (ALL LOCKABLE GLIDER DOORS INCL OPTARE SOLO EXPORT VEHICLES)</p>
	<p><b>LCK100A</b> SPARE KEY (FOR TDS HDL004A)</p>	<p><b>LCK100A</b> TDS (ALL LOCKABLE GLIDER DOORS INCL OPTARE SOLO EXPORT VEHICLES)</p>
	<p><b>LCK101A</b> LONG STEEL CLAMPING LUG</p>	<p><b>LCK101A</b> TDS (ALL LOCKABLE GLIDER DOORS INCL OPTARE SOLO EXPORT VEHICLES)</p>
	<p><b>LCK102A</b> CABLE REGISTER SCREW</p>	<p><b>LCK102A</b> TDS (ALL LOCKABLE GLIDER DOORS INCL OPTARE SOLO EXPORT VEHICLES)</p>
	<p><b>LCK103A</b> SLIDING SUPPORT &amp; LOCK PIN</p>	<p><b>LCK103A</b> TDS (ALL LOCKABLE GLIDER DOORS INCL OPTARE SOLO EXPORT VEHICLES)</p>
	<p><b>LCK104A</b> ROD END CONNECTOR</p>	<p><b>LCK104A</b> TDS (ALL LOCKABLE GLIDER DOORS INCL OPTARE SOLO EXPORT VEHICLES)</p>
	<p><b>LCK105</b> CABLE GUIDE NUT-BOLT</p>	<p><b>LCK105</b> TDS (ALL LOCKABLE GLIDER DOORS INCL OPTARE SOLO EXPORT VEHICLES)</p>


	<p><b>LCK110KIT-01</b> LH BUDGET LOCK KIT RH = LCK111KIT-01</p> <p># LCK110 &amp; 111 s BUDGET LOCK only</p>	<p><b>LCK110KIT-01</b> TDS</p> <p><b>118338 (LH)</b> Peters <b>118337 (RH)</b> Peters</p>
	<p><b>LCK201</b> KEY 8mm SQUARE MALE (FOR LCK006)</p>	<p><b>LCK201</b> TDS (ALL LOCKABLE GLIDER DOORS INCL OPTARE SOLO EXPORT VEHICLES)</p>
	<p><b>LCK302-3000</b> EMERGENCY RELEASE CABLE 1.5x3000</p>	<p><b>LCK302-3000</b> TDS</p>
	<p><b>LCK302-2000</b> EMERGENCY RELEASE CABLE 1.5x2000</p>	<p><b>LCK302-2000</b> TDS (TREKA ENTRANCE DOORS POST DDA NOV11)</p>
	<p><b>LCK303-****</b> 5mm OUTER CABLE SLEEVE WITH END CAPS Cut to suit</p>	<p><b>LCK303</b> TDS (TREKA ENTRANCE DOORS)</p>
	<p><b>ROD002-311</b> M12x1.75 RH/LH THREAD LINK ROD</p>	<p><b>ROD002-311</b> TDS</p>
	<p><b>SPG002</b> TORSION SPRING 17mm leg</p>	<p><b>SPG002A</b> TDS</p>






	<p><b>SPG004</b> CLOSE COILED TENSION SPRING (TDS SENS EDGE)</p>	<p><b>SPG004</b> TDS (ALL DOORS WITH SENSITIVE EDGE)</p>
	<p><b>L500-58</b> FLAP HINGE PIN</p>	<p><b>L500-58</b> TDS (ALL GLIDER ACTIVE FLAP ASSY)</p>
 <p>BRG027B</p>	<p><b>BRG027B</b> 6DIAx10 FLAP FLANGED BUSH</p>	<p><b>BRG027B</b> TDS (ALL GLIDER ACTIVE FLAP ASSY)</p>
	<p><b>L500-57</b> ACTIVE FLAP HINGE</p>	<p><b>L500-57</b> TDS (ALL GLIDER ACTIVE FLAP ASSY)</p>
	<p><b>SPG002A</b> ATF TORSION SPRING</p>	<p><b>SPG002A</b> TDS</p>
	<p><b>SPG020</b> SPRING RETAINER CLIP</p>	<p><b>SPG020</b> TDS (DENNIS EAGLE DUSTCARTS)</p>
	<p><b>SPA005-04</b> 4mm PIVOT SPACER</p>	<p><b>SPA005-04</b> TDS (ALL GLIDER DOORSHAFTS)</p>






	<p><b>SCR100610MA8</b> M6x10 SLOT-MUSHROOM HD BLACK NYLON SCREW</p>	<p><b>SCR100610MA8</b> TDS</p>
 <p>SCR31460-A4</p>	<p><b>SCR31460-A4</b> M14x60 SOC HD SCREW</p>	<p><b>SCR31460-A4</b> TDS (ALL DOORSHAFT ASSEMBLIES)</p>
 <p>SCR90606-C2</p>	<p><b>SCR90606-C2</b> M6x6 GRUB SCREW</p>	<p><b>SCR90606-C2</b> TDS (ALL DOORSHAFT ASSEMBLIES)</p>
	<p><b>L500-14</b> LOWER TAPPED BLOCK (BOTTOM PANELS)</p>	<p><b>L500-14</b> TDS (ALL GLIDER DOOR LEAVES)</p>
	<p><b>L500-40</b> HANDRAIL LOCKING NUT</p>	<p><b>L500-40</b> TDS (ALL GLIDER DOOR LEAVES)</p>
	<p><b>PLT007</b> LOCK GUARD PLATE</p>	<p><b>PLT007</b> TDS (TREKA ENTRANCE DOORS)</p>
	<p><b>PLT100B</b> SEAL RETAINING PLATE 2200x20 BLACK</p>	<p><b>PLT100B</b> TDS (ALL OPTARE VEHICLES)</p>

	<p><b>L500-012</b> DOOR TOP STOP COLLAR</p>	<p><b>L500-012</b> TDS (ALL OPTARE VEHICLES EXCEPT SOLO SF)</p>
	<p><b>GDE001A</b> GUIDE SHOE</p>	<p><b>GDE001A</b> TDS (ALL TREKA BUS VEHICLES)</p>
	<p><b>STP010-KIT</b> ATF STRIKER STOP ASSY</p>	<p><b>STP010-KIT</b> TDS (ALL OPTARE VEHICLES)</p>
	<p><b>L500-52-116</b> <b>L500-51-192</b> <b>L500-51-252</b> <b>L500-52-270</b> <b>L500-51-316</b> DOORSHAFT ARM NYLON SLIDE RAILS</p>	<p><b>L500-52-116</b> TDS <b>L500-51-192</b> TDS <b>L500-51-252</b> TDS <b>L500-52-270</b> TDS <b>L500-51-316</b> TDS (ALL OPTARE &amp; TREKA VEHICLES)</p>
	<p><b>GLS001A</b> BORDER PRINTED TOUGHENED GLASS 603x 1765</p>	<p><b>GLS001A</b> TDS (OPTARE VERSA &amp; SOLO SF PLUS)</p>
	<p><b>GLS002A</b> BORDER PRINTED TOUGHENED GLASS VERSA 503x 1765</p>	<p><b>GLS002A</b> TDS (OPTARE VERSA &amp; SOLO SR FF)</p>
	<p><b>GLS005A</b> BORDER PRINTED TOUGHENED GLASS 354 x 1765</p>	<p><b>GLS005A</b> TDS (OPTARE SOLO SF + PLUS)</p>



	<p><b>GLS006A</b> BORDER PRINTED TOUGHENED GLASS 604 x 1829</p>	<p><b>GLS006A</b> TDS (OPTARE TEMPO RH)</p>
	<p><b>GLS007A</b> BORDER PRINTED TOUGHENED GLASS 464 x 1829</p>	<p><b>GLS007A</b> TDS (OPTARE TEMPO LH)</p>
	<p><b>GLS008A</b> SOLO FF RH&amp;LH</p>	<p><b>GLS008A</b> TDS</p>
	<p><b>GLS009A</b> BORDER PRINTED TOUGHENED GLASS 635 x 1792</p>	<p><b>GLS009A</b> TDS (ALL TREKABUS VEHICLES)</p>
	<p><b>GLS017A</b> SOLO LHD EXIT RH&amp;LH</p>	<p><b>GLS017A</b> TDS</p>
	<p><b>GLS022A</b> BORDER PRINTED TOUGHENED GLASS 853x 1765</p>	<p><b>GLS022A</b> TDS (OPTARE SOLO SE)</p>
	<p><b>GLS024A</b> BORDER PRINTED TOUGHENED GLASS ANGLED 308x 1715</p>	<p><b>GLS024A</b> TDS (DENNIS EAGLE DUSTCART LHD)</p>
	<p><b>GLS025A</b> BORDER PRINTED TOUGHENED GLASS ANGLED 308x 1715</p>	<p><b>GLS025A</b> TDS (DENNIS EAGLE DUSTCART RHD)</p>
	<p><b>ATF1-348-35</b> <b>ATF1-458-35</b> <b>ATF1-498-35</b> <b>ATF1-548-35</b></p>	<p><b>AFTI-348-35</b> TDS <b>AFTI-458-35</b> TDS <b>AFTI-498-35</b> TDS <b>AFTI-548-35</b> TDS</p>

	<p><b>ATF1-598-35</b>  <b>ATF2-135-35</b>  <b>ATF2-244-35</b>  <b>BOTTOM ACTIVE FLAP SEAL ASSEMBLY</b></p>	<p><b>AFTI-598-35</b> TDS  <b>AFT2-135-35</b> TDS  <b>AFT2-244-35</b> TDS  (OPTARE VEHICLES)</p>
	<p><b>HRL001</b>  <b>HRL002</b>  <b>HRL008</b>  <b>SINGLE CRANKED HANDRAILS</b>  POWDER COATED TO ORDER</p>	<p><b>HRL001</b> TDS  <b>HRL002</b> TDS  <b>HRL008</b> TDS  (OPTARE VERSA &amp; TEMPO)</p>
	<p><b>HRL006</b>  <b>HRL007</b>  <b>HRL009</b>  <b>HRL010</b>  <b>HRL012</b>  <b>HRL014</b>  <b>HRL018</b>  <b>DOUBLE CRANKED HANDRAILS</b>  POWDER COATED TO ORDER</p>	<p><b>HRL006</b> TDS  <b>HRL007</b> TDS  <b>HRL009</b> TDS  <b>HRL010</b> TDS  <b>HRL012</b> TDS  <b>HRL014</b> TDS  <b>HRL018</b> TDS  (OPTARE SOLO VARIANTS)</p>
	<p><b>HRL003A</b>  <b>HRL020A</b>  <b>HRL021A</b>  <b>STRAIGHT HANDRAILS</b>  POWDER COATED TO ORDER</p>	<p><b>HRL003A</b> TDS  (OPTARE SOLO SE)  <b>HRL020A</b> TDS  (OPTARE SOLO SE)  <b>HRL021A</b> TDS  (DENNIS EAGLE DUSTCART)</p>
	<p><b>HRL025A</b>  <b>DDA DOUBLE CRANK HANDRAIL</b>  POWDER COATED TO ORDER - STD YELLOW  # RED &amp; ORANGE ALSO AVAILABLE</p>	<p><b>HRL025A</b> TDS  (ALL TREKA DDA VEHICLES)</p>



	<p><b>SHFT007-01</b> RH DOORSHAFT ASSY (L500-65)</p> <p><b>SHFT008-01</b> LH DOORSHAFT ASSY (L500-66)</p> <p><b>SHFT020-01</b> RH DOORSHAFT ASSY (L500-93)</p> <p><b>SHFT053-01</b> RH DOORSHAFT ASSY (SHW-142)</p>	<p><b>SHFT007-01</b> TDS (OPTARE SOLO SF)</p> <p><b>SHFT008-01</b> TDS (OPTARE SOLO SF + PLUS)</p> <p><b>SHFT020-01</b> TDS (OPTARE SOLO SF)</p> <p><b>SHFT053-01</b> TDS (OPTARE SOLO SF PLUS)</p>
	<p><b>SHFT009-01</b> RH DOORSHAFT ASSY (L500-70)</p> <p><b>SHFT010-01</b> LH DOORSHAFT ASSY (L500-71)</p>	<p><b>SHFT009-01</b> TDS</p> <p><b>SHFT010-01</b> TDS (OPTARE TEMPO)</p>
	<p><b>SHFT045-01</b> RH DOORSHAFT SENS ASSY (SHW-134) # REPLACES SHFT001 &amp; 018</p> <p><b>SHFT046-01</b> LH DOORSHAFT SENS ASSY (SHW-135) # REPLACES SHFT002 &amp; 019</p>	<p><b>SHFT018-01</b> TDS</p> <p><b>SHFT019-01</b> TDS (OPTARE FASTFLOW DOORS &gt; VERSA, SOLO FF, METROCITY)</p>
	<p><b>SHFT003-04</b> RH DOORSHAFT ASSY (L500-60) POWDER COATED RAL9147 WHITE</p>	<p><b>SHFT003-04</b> TDS (ALL TREKABUS VEHICLES)</p>
	<p><b>SHFT032-01</b> LH DOORSHAFT ASSY (L500-120)</p> <p><b>SHFT033-01</b> LH DOORSHAFT ASSY (L500-122)</p>	<p><b>SHFT032-01</b> TDS (DENNIS EAGLE DUSTCART LHD)</p> <p><b>SHFT033-01</b> TDS (DENNIS EAGLE DUSTCART RHD)</p>
	<p><b>PLG001A</b> SABOT DOME PLUG</p>	<p><b>PLG001A</b> TDS</p>



	<p><b>CIR007A</b> HINGE PIN CIRCLIP</p>	<p><b>CIR007A</b> <i>TDS</i> (ALL GLIDER ACTIVE FLAP ASSY)</p>
	<p><b>PLG011B</b> M6x27 FIRTREE BUTTON BLACK</p>	<p><b>215144</b> <i>Peters</i></p>