







TDS PRODUCT IMAGE SHEET > **PETERS – SHELFPLATE & CONTROLS**

Image	TDS Part Number & Description	OE Part Numbers
	<p>BUT001-ASY-P DRIVERS DOUBLE BUTTON PNEUMATIC</p>	<p>216370 Peters 214185 Peters</p>
	<p>BUT002-ASY-P INTERNAL DOUBLE BUTTON PNEUMATIC</p>	<p>216371 Peters 214186 Peters</p>
	<p>BUT003-ASY-P EXTERNAL EMERGENCY BUTTON PNEUMATIC</p>	<p>216372 Peters 214187 Peters</p>
	<p>BUT004-ASY-P INTERNAL SINGLE CLOSE BUTTON PNEUMATIC</p>	<p>216373 Peters 215168 Peters</p>
	<p>BUT005-ASY-P INTERNAL SINGLE OPEN BUTTON PNEUMATIC</p>	<p>216374 Peters 215167 Peters</p>
	<p>BUT006-ASY-P INTERNAL EMERGENCY BUTTON PNEUMATIC</p>	<p>216375 Peters</p>

	<p>BUT007-ASY DRIVERS DOUBLE BUTTON ELECTRIC</p>	<p>216380 <i>Peters</i></p>
	<p>BUT008-ASY INTERNAL DOUBLE BUTTON ELECTRIC</p>	<p>216381 <i>Peters</i></p>
	<p>BUT009-ASY EXTERNAL EMERGENCY BUTTON ELECTRIC</p>	<p>216382 <i>Peters</i></p>
	<p>BUT010-ASY INTERNAL SINGLE CLOSE BUTTON ELECTRIC</p>	<p>216383 <i>Peters</i></p>
	<p>BUT011-ASY INTERNAL SINGLE OPEN BUTTON ELECTRIC</p>	<p>216384 <i>Peters</i></p>
	<p>BUT012-ASY INTERNAL EMERGENCY BUTTON ELECTRIC</p>	<p>216385 <i>Peters</i></p>
	<p>BUT013A BUTTON MICROSWITCH ELECTRIC</p>	<p>216388 <i>Peters</i></p>

	<p>BUT014-ASY-P SINGLE BLACK BUTTON PNEUMATIC</p>	<p>216444 <i>Peters</i> 214931 <i>Peters</i></p>
	<p>BUT015-ASY SINGLE BLACK BUTTON ELECTRIC</p>	<p>216445 <i>Peters</i></p>
	<p>BUT016-ASY-P DOUBLE BUTTON – ELECTRIC OPEN PNEUMATIC CLOSE</p>	<p>216518 <i>Peters</i></p>
	<p>BUT017-ASY-P DOUBLE BUTTON – ELECTRIC & PNEUMATIC OPEN/CLOSE</p>	<p>217343 <i>Peters</i></p>
	<p>BUT030B ILLUMINATED GREEN DRIVERS CLOSE BUTTON BUT030B-KIT INCLUDES BULB</p>	<p>216302 <i>Peters</i></p>
	<p>BUT030B-LED ILLUMINATED GREEN DRIVERS CLOSE LED BUTTON</p>	<p>217756 <i>Peters</i></p>
	<p>BUT031B ILLUMINATED RED DRIVERS OPEN BUTTON BUT031B-KIT INCLUDES BULB</p>	<p>216301 <i>Peters</i></p>

	<p>BUT030B-LED ILLUMINATED RED DRIVERS OPEN LED BUTTON</p>	<p>217755 <i>Peters</i></p>
	<p>BUT032B 24V HALO BULB FOR ILLUMINATED BUTTONS</p>	<p>216108 <i>Peters</i></p>
 <p>LED BUT033B</p>	<p>BUT033B 24V LED BULB FOR ILLUMINATED BUTTONS</p>	<p>217754 <i>Peters</i></p>
 <p>BUT037B</p>	<p>BUT037B ILLUMINATED EMERGENCY OPEN BUTTON</p>	<p>216414 <i>Peters</i></p>
	<p>BRG002A TOP HAT NYLON FLANGE BEARING 22mm</p>	<p>200377 <i>Peters</i></p>
	<p>BRG004B OILTE BEARING BUSH I/D 3/4" x 7/8" x 1"</p>	<p>203327 <i>Peters</i></p>
	<p>BRG008B M10x1.5 LH MALE RODEND</p>	<p>203280 <i>Peters</i> B128 <i>Ventura</i></p>

	<p>BRG009B M10x1.5 RH MALE SPH RODEND</p>	<p>203281 <i>Peters</i> B127 <i>Ventura</i></p>
	<p>BRG010B M12x1.75 RH MALE SPH RODEND</p>	<p>203286 <i>Peters</i> 049651 <i>Deans</i></p>
	<p>BRG016B Ø10 X 8.0 DU BUSH</p>	<p>203323 <i>Peters</i></p>
	<p>BRG023B 25DIA FLANGED SPH BEARING</p>	<p>216751 <i>Peters</i></p>
	<p>BRG031B 1/2x1/2 DU BUSH</p>	<p>200362 <i>Peters</i></p>
 <p>BRG040D</p>	<p>BRG040D RODEND - PDS CYLINDER</p>	<p>200362 <i>Peters</i></p>
	<p>BRG050F RH BEARING PLATE PDS</p>	<p>200273 <i>Peters</i></p>

	<p>BRG051F LH BEARING PLATE PDS</p>	<p>200274 Peters</p>
	<p>BRG085 M10 IGUBALL FEMALE RODEND</p>	<p>218058 Peters</p>
	<p>BRK031 BEARING HOUSING</p>	<p>205590 Peters</p>
	<p>CYL001B 63Bore x 85 Stroke PNEUMATIC CYLINDER (FESTO)</p>	<p>218073 Peters</p>
	<p>CYL001-RK CYLINDER SEAL REPAIR KIT – OLD PDS 63 Bore</p>	<p>216366 Peters</p>
	<p>CYL001U-12 UNIVERSAL Peters 63Bore x 85 Stroke PNEUMATIC CYLINDER</p>	<p>214443 Peters 216366 Peters 216993-64 Peters 217430-002 Peters</p>
	<p>CYL003A 63Bore x 156 Stroke PNEUMATIC CYLINDER (BOSCH)</p>	<p>216993-01 Peters</p>

	<p>CYL003-RK CYLINDER SEAL REPAIR KIT – Bosch 63x156</p>	<p>216993-03/04 <i>Peters</i></p>
	<p>CYL004-11 UNIVERSAL Peters 63Bore x 85 Stroke PNEUMATIC CYLINDER</p>	<p>216993-04 <i>Peters</i> (EAST LANCS OMNIDEKKA)</p>
	<p>CYL005A CYLINDER SEAL REPAIR KIT – Bosch 216993-64 & 04 SILV</p>	<p>216993-85 <i>Peters</i> 216993-04R <i>Peters</i></p>
	<p>CYL011U-12 UNIVERSAL Peters 63Bore x 75 Stroke PNEUMATIC CYLINDER</p>	<p>214442 <i>Peters</i> 217430-001 <i>Peters</i></p>
	<p>CYL013U UNIVERSAL Peters 63Bore x 125 Stroke PNEUMATIC CYLINDER</p>	<p>214444 <i>Peters</i></p>
	<p>CYL026U UNIVERSAL Peters 63Bore x 156 Stroke PNEUMATIC CYLINDER</p>	<p>215011 <i>Peters</i> 215046 <i>Peters</i></p>
	<p>CYL026U-12 UNIVERSAL Peters 63Bore x 156 Stroke PNEUMATIC CYLINDER</p>	<p>216367 <i>Peters</i></p>

	<p align="center">CYL027U UNIVERSAL Peters 63Bore x 125 Stroke PNEUMATIC CYLINDER</p>	<p align="center">214853 Peters</p>
	<p align="center">CYL045B CYLINDER COMPACT 32x80</p>	<p align="center">218073-010 Peters</p>
	<p align="center">CYL240-450 RODLESS CYLINDER 40x450 (PETERS PLUG SLIDER)</p>	<p align="center">218073-011 Peters EAST LANCS DD</p>
	<p align="center">CRK006A CRANK ARM R57 PIN</p>	<p align="center">214972 Peters</p>
	<p align="center">CRK007A CRANK ARM SPLINED ASSY BRG004A (203327)=BEARING BUSH IF REQUIRED</p> 	<p align="center">217722 Peters</p>
 <p align="center">CRK008A</p>	<p align="center">CRK008A CRANK ARM R57 HOLE 10</p>	<p align="center">214654 Peters</p>
 <p align="center">CRK016</p>	<p align="center">CRK016A CRANK ARM DOG CLUTCH</p>	<p align="center">214195 Peters</p>

 <p>CRK017</p>	<p>CRK017A CRANK ARM LOWER COLLAR</p>	<p>214196 Peters</p>
	<p>PIN001 M5x50 grooved spring pin</p>	<p>214510 Peters</p>
	<p>PIN002 M3x40 grooved spring pin</p>	<p>214511 Peters</p>
 <p>CRK018A</p>	<p>CRK018A CRANK ARM R54 HOLE 10</p>	<p>214944 Peters</p>
 <p>CRK019A</p>	<p>CRK019A CRANK ARM R87 HOLE 10</p>	<p>201456 Peters</p>
 <p>CRK023A</p>	<p>CRK023A CENTRE CRANK ARM WELD ASSY BRG004A (203327)=BEARING BUSH IF REQUIRED</p> 	<p>214656 Peters</p>
	<p>CRK031 CLEVIS CRANK ARM</p>	<p>212773 Peters</p>

	<p>CRK031R CLEVIS CRANK ARM</p>	<p>212773R <i>Peters</i></p>
 <p>CRK106</p>	<p>CRK106 UPPER SPRING COLLAR</p>	<p>214194 <i>Peters</i></p>
	<p>ELE001A MICROSWITCH HOUSING 100mm</p>	<p>213213 <i>Peters</i></p>
	<p>ELE002A MICROSWITCH HOUSING 200mm</p>	<p>216766 <i>Peters</i></p>
	<p>ELE004A MOTOR 12V (FORK END) # ONLY AVAILABLE WITH SPLINDLE PRE-ASSEMBLED</p>	<p>215729 <i>Peters (Deans)</i> See installation set up guide EWL211-04D</p>
	<p>ELE004-ELE006A MOTOR 12V (FORK END) & 100 BRAKED SPINDLE ASSY</p>	<p>215729+8 <i>Peters (Deans)</i> See installation set up guide EWL211-04D</p>
	<p>ELE005A MOTOR 24V (FORK END) # ONLY AVAILABLE WITH SPLINDLE PRE-ASSEMBLED</p>	<p>215730 <i>Peters (Deans)</i> See installation set up guide EWL211-04D</p>

	<p>ELE005-ELE007A MOTOR 24V (FORK END) & 200 NON-BRAKED SPINDLE ASSY</p>	<p>215730+65 Peters (Deans) See installation set up guide EWL211-04D</p>
	<p>ELE006A SPINDLE BRAKED FORK 100mm</p>	<p>215728 Peters</p>
	<p>ELE007A SPINDLE NON- BRAKED FORK 200mm</p>	<p>216765 Peters</p>
	<p>ELE010A YOKE</p>	<p>217498 Peters</p>
	<p>ELE011B 24V DC RELAY PLUG IN</p>	<p>214640 Peters</p>
	<p>ELE012B 12V DC RELAY PLUG IN</p>	<p>214641 Peters</p>
	<p>ELE013B 12V SINGLE POLE PLUG IN RELAY</p>	<p>215094 Peters</p>

 <p>ELE030</p>	<p>ELE030B SINGLE POLE BASE (ELE013)</p>	<p>215095 <i>Peters</i></p>
	<p>ELE015E 4A ELECTRIC CIRCUIT BREAKER</p>	<p>213660 <i>Peters</i></p>
	<p>ELE016E 8A ELECTRIC CIRCUIT BREAKER</p>	<p>213670 <i>Peters</i></p>
	<p>ELE020A SINGLE POLE MICROSWITCH</p>	<p>200257 <i>Peters</i></p>
	<p>ELE021A DOUBLE POLE MICROSWITCH</p>	<p>200258 <i>Peters</i></p>
 <p>ELE022</p>	<p>ELE022A OMRON V15-1C5 MICROSWITCH</p>	<p>216270 <i>Peters</i></p>
	<p>ELE023G LONG ROLLER LEVER V3SYRI-UL</p>	<p>217554 <i>Peters</i></p>

 <p>ELE028H</p>	<p>ELE028H MICROSWITCH (LINAK HOUSING)</p>	<p>213213 MS Only TDS</p>
	<p>ELE040E FOOTSWITCH PLASTIC C/W 2M CABLE</p>	<p>217955 Peters</p>
	<p>ELE041E FOOTSWITCH METAL IP67 C/W 2M CABLE</p>	<p>217746 Peters</p>
	<p>ELE050F LOW PRESSURE SWITCH PSF01</p>	<p>215072 Peters</p>
 <p>ELE053B</p>	<p>ELE053B PRESSURE SWITCH FOR HANDBRAKE</p>	<p>082-1100012 Peters</p>
 <p>ELE054</p>	<p>ELE054C NO/NC PRESS SWITCH ADJ DIN RAIL MTG</p>	<p>214828 Peters</p>
 <p>ELE055</p>	<p>ELE055C NC ELEC SWITCH (UDV)</p>	<p>214902 Peters</p>

	<p>ELE068 SLEEVED CABLE GROMMET – 6.3 CABLE HOLE</p>	<p>217064 <i>Peters</i></p>
	<p>ELE616 12/24 CD12 KMC CONTROL UNIT 216774-MK5</p>	<p>216774 <i>Peters</i></p>
 <p>FIT001A</p>	<p>FIT001A 4mm BLANKING PLUG</p>	<p>203197 <i>Peters</i></p>
 <p>FIT002A</p>	<p>FIT002A 6mm BLANKING PLUG</p>	<p>203198 <i>Peters</i></p>
	<p>FIT003A CONNECTOR Y 4mm SLIM</p>	<p>203258 <i>Peters</i></p>
 <p>FIT004B</p>	<p>FIT004B 4mm x 1/8" BSP ELBOW</p>	<p>203403 <i>Peters</i></p>
 <p>FIT005B</p>	<p>FIT005B 4mm x 1/4" BSP ELBOW</p>	<p>203404 <i>Peters</i></p>

 <p>FIT006B</p>	<p>FIT006B 6mm x 1/8" BSP ELBOW</p>	<p>203405 <i>Peters</i></p>
 <p>FIT007B</p>	<p>FIT007B 6mm x 1/4" BSP ELBOW</p>	<p>203406 <i>Peters</i></p>
 <p>FIT008B</p>	<p>FIT008B 8mm x 1/8" BSP ELBOW</p>	<p>203407 <i>Peters</i></p>
 <p>FIT009B</p>	<p>FIT009B 8mm x 1/4" BSP ELBOW</p>	<p>203408 <i>Peters</i></p>
 <p>FIT010A</p>	<p>FIT010A 8mm x 1/4" BSP MALE STUD</p>	<p>203675 <i>Peters</i></p>
 <p>FIT011B</p>	<p>FIT011B 6mm x 1/4" BSP MALE STUD</p>	<p>203677 <i>Peters</i></p>
 <p>FIT012B</p>	<p>FIT012B 4mm x 1/8" BSP MALE STUD</p>	<p>203678 <i>Peters</i></p>

 <p>FIT013B</p>	<p>FIT013B 6mm x 1/8" BSP MALE STUD</p>	<p>203679 <i>Peters</i></p>
 <p>FIT014A</p>	<p>FIT014A 4mm x 1/8" BSP FEMALE STUD</p>	<p>203681 <i>Peters</i></p>
 <p>FIT015B</p>	<p>FIT015B 6mm EQUAL TEE</p>	<p>203731 <i>Peters</i></p>
 <p>FIT016B</p>	<p>FIT016B 4mm EQUAL TEE</p>	<p>203732 <i>Peters</i></p>
 <p>FIT019B</p>	<p>FIT019B 6mm MALE 4mm FEMALE REDUCER</p>	<p>203754 <i>Peters</i></p>
	<p>FIT020A 8mm TO 6mm REDUCER</p>	<p>203755 <i>Peters</i></p>

 <p>FIT021A</p>	<p>FIT021A 6mm INLINE FLOW CONTROL</p>	<p>214784 Peters</p>
	<p>FIT023T-01 ELBOW TAIL PIECE 4M-6F</p>	<p>215887 Peters</p>
 <p>FIT025B</p>	<p>FIT025B CONNECTOR STRAIGHT 4mm EQUAL</p>	<p>215891 Peters</p>
 <p>FIT026B</p>	<p>FIT026B M5 x 4MM PUSH IN ELBOW</p>	<p>216993-28 Peters</p>
	<p>KIT002 SENSITIVE EDGE SHELFPLATE KIT</p>	<p>217068 Peters</p>
	<p>KIT002-ADJ SENSITIVE EDGE SHELFPLATE KIT UPGRADE > ADJUSTABLE</p>	<p>217068 Upgrade Peters</p>
 <p>KIT009</p>	<p>KIT009 INLINE FALLING PRESSURE INDICATOR 6MM</p>	<p>216402 Peters</p>

 <p>LIT001A</p>	<p>LIT001A HALOGEN DOWN LIGHT 24V (BULB SUPPLIED SEPERATELY)</p>	<p>216392 <i>Peters</i></p>
	<p>LIT004A 28V x 20W HALOGEN BULB FOR DOWNLIGHT LIT001A</p>	<p>216393 <i>Peters</i></p>
	<p>LIT006A 8 LED G4 BULB 8-30V COOL WHITE FITS ALL G4 TYPE DOWNLIGHTS</p> <p>ALTERNATIVE/UPGRADE TO HALOGEN BULB</p>	<p>LIT006A <i>TDS</i></p>
	<p>LIT009-04 17 LED DOWNLIGHT – 24V</p> <p>REPLACEMENT/UPGRADE FOR OBSOLETE LIT001A OR SIMILAR</p>	<p>LIT009-24 <i>TDS</i></p>
	<p>LIT005A 24/12 LINEAR VOLT CONVERTER</p>	<p>217825 <i>Peters</i></p>
	<p>PCB001A UNIVERSAL PCB PDS</p>	<p>215898 <i>Peters</i></p>
	<p>PLT017 ANTI RATTLE PLATE</p>	<p>118438 <i>Peters</i></p>

	<p>PLT041 BEARING PLATE</p>	<p>217113 PDS</p>
	<p>PLT041+BRG023B BEARING PLATE + 25 SPH ASSY</p>	<p>217113+216751 PDS</p>
	<p>PLT041+ASY031 BEARING PLATE + BRG ASSY</p>	<p>217113 +205580/205590 PDS</p>
	<p>PNE001A REED SWITCH/SENSOR</p>	<p>216993-09 Peters 214760 Peters</p>
	<p>PNE001B REED SWITCH/SENSOR</p>	<p>218073-006 Peters</p>
	<p>PNE001D END OF TRAVEL SENSOR</p>	<p>217173 Peters</p>
	<p>PNE002A REED SWITCH MOUNT BRACKET (PNE001A)</p>	<p>216993-10 Peters</p>

	<p>PNE303U-01 (REPLACES PNE003U, PNE003-KIT) FILTER REGULATOR 1/4BSP MANUAL DRAIN ** ALT OPTION **</p>	<p>216993-70 <i>Peters</i> 216386 <i>Peters</i> 214168 <i>Peters</i></p>
	<p>PNE004U 40DIA PRESSURE GAUGE FOR FILTER REGULATORS</p>	<p>214170 <i>Peters</i></p>
	<p>PNE006A OR LOGIC ELEMENT</p>	<p>214949 <i>Peters</i></p>
	<p>PNE007A UDV SOFT 5N ELECTRIC SWITCH</p>	<p>216993-72 <i>Peters</i></p>
	<p>PNE012B FLOW CONTROL VALVE 1/4BSPx6mm</p>	<p>214378 <i>Peters</i></p>
	<p>PNE017B-C CARRIAGE TO FIT SPD SLIDE RAIL 160 NOT SUPPLIED</p>	<p>218073-014 <i>Peters</i></p>
	<p>PVT004A LH BEARING PIVOT PLATE</p>	<p>214751 <i>Peters</i></p>

	<p>PVT005A ACTUATOR PIVOT PLATE</p>	<p>217117 <i>Peters</i></p>
 <p>PVT022</p>	<p>PVT022 PIVOT PLATE RETROFIT ELANCS OMNIDECK</p>	<p>217721 <i>Peters</i></p>
 <p>PVT023A</p>	<p>PVT023A REAR PIVOT PLATE PNEU ACTUATOR</p>	<p>200348 <i>Peters</i></p>
 <p>PVT025</p>	<p>PVT025 PIVOT BRACKET WELD ASSY</p>	<p>216660 <i>Peters</i></p>
	<p>SPA029 REAR MOUNTING SPACER COLLAR</p>	<p>214666 <i>Peters</i></p>
 <p>SPG007</p>	<p>SPG007 COMPRESSION SPRING</p>	<p>214183 <i>Peters</i></p>
	<p>SPG011 COMPRESSION SPRING</p>	<p>216205 <i>Peters</i></p>


	<p>SPG015 INNER CLUTCH SPRING</p>	<p>214642 <i>Peters</i></p>
	<p>STB001A STUBSHAFT GLIDER 64</p>	<p>200328 <i>Peters</i></p>
	<p>STB002A STUBSHAFT GLIDER 92</p>	<p>215572 <i>Peters</i> 214647 <i>Peters</i></p>
	<p>STB003A STUBSHAFT GLIDER 98</p>	<p>217495 <i>Peters</i></p>
	<p>STB004A STUBSHAFT FOLDER</p>	<p>200327 <i>Peters</i></p>
	<p>STB005A STUBSHAFT ASSEMBLY</p>	<p>215357 <i>Peters</i></p>
	<p>STB007A STUBSHAFT FOLDER ASSY 105/22</p>	<p>214448 <i>Peters</i></p>

	<p>STB009A STUBSHAFT ASSY</p>	<p>200510 Peters</p>
	<p>STB011A DOOR GUIDE SHAFT</p>	<p>200879 Peters</p>
	<p>STB012A STUBSHAFT D/SPLINED</p>	<p>217717 Peters</p>
	<p>STB014A 22DIA DRIVE SHAFT PLAIN</p>	<p>200872 Peters</p>
	<p>STB017A STUBSHAFT RH FOLDER ELEC</p>	<p>214430 Peters</p>
	<p>VAL001U AIR BLEED UNIVERSAL SPOOL VALVE</p>	<p>214910 Peters 216376 Peters 216993-68/95 Peters</p>
	<p>VAL002U AIR BLEED 24V DOUBLE SOLENOID UNIVERSAL SPOOL VALVE</p>	<p>214911 Peters 216377 Peters 216993-69/96 Peters</p>

	<p>VAL003U PRESSURE APPLIED 24V DOUBLE SOLENOID UNIVERSAL SPOOL VALVE (UPGRADED JUN12)</p>	<p>216993-97 (58) Peters</p>
	<p>VAL057-02-KIT PRESSURE APPLIED 24V DOUBLE SOLENOID UNIVERSAL SPOOL VALVE</p>	<p>216993-58 Peters</p> 
	<p>VAL004A SPLV24 AB (4-WAY)</p>	<p>216993-07 Peters 214795 Peters</p>
	<p>VAL005A SOFT START VALVE</p>	<p>216993-17 Peters 215212 Peters</p>
	<p>VAL006F EPV24V NC 3/2 VALVE UNIVERSAL</p>	<p>216993-57 Peters 200182 Peters</p>
 <p>VAL007F</p>	<p>VAL007F EPV12V NC 3/2 VALVE UNIVERSAL</p>	<p>216993-61 Peters 200184 Peters</p>
	<p>VAL008P MINIATURE BUTTON VALVE</p>	<p>216389 Peters 216993-87 Peters</p>

 <p>VAL009U</p>	<p>VAL009U UDV STD ELECTRIC VALVE</p>	<p>216993-71 Peters 215482 Peters 215494 Peters</p>
	<p>VAL010B ROLLER VALVE</p>	<p>218073-16 Peters</p>
	<p>VAL010U 24V CONTROL BLOCK ASSY OPTION > See VAL057U-02-KIT to replace main valve on 216993-46 only If required Single shot timer see ELE502</p>	 <p>216993-46 Peters 216219 Peters 214850 Peters</p>
 <p>VAL011U</p>	<p>VAL011U UDV STANDARD PNEUMATIC VALVE</p>	<p>216993-79 Peters</p>
	<p>VAL012U MIDEGT 3/2 SPOOL VALVE</p>	<p>216993-77 Peters 200154 Peters</p>
	<p>VAL013A DUMP VALVE ASSEMBLY-MANUALLY OPERATED</p>	<p>215524 Peters</p>

	<p>VAL020A 24V SOLENOID PILOT VALVE (NON POLARITY)</p>	<p>216993-95/6/7 Solenoid <i>Peters</i></p>
	<p>VAL021A 24V SOLENOID PILOT VALVE MODULE (DIODE)</p>	<p>216993-96/97 Solenoid <i>Peters</i></p>
	<p>VAL022B FESTO SOLENOID (FOR VAL001B)</p>	<p>VAL022B <i>Peters</i></p>
 <p>VAL026A</p>	<p>VAL026U UDV SOFT 5N PNEUMATIC VALVE</p>	<p>216993-80 <i>Peters</i></p>
 <p>VAL028</p>	<p>VAL040U UDV VALVE SWITCH PNP PXBB1921 (VAL026U)</p>	<p>216993-80 Valve Only <i>Peters</i></p>
	<p>VAL041U UDV SOFT 5N ELECTRIC SWTICH</p>	<p>216993-72 <i>Peters</i> 217430-300 <i>Peters</i></p>
	<p>VAL057U-02-KIT 5/2 VALVE BOSCH REPLACEMENT ON CONTROL MODULE</p>	<p>216993-46 Valve Only <i>Peters</i></p>

	<p>WAS12PL-G8 M12 NYLON 2.5 WASHER</p>	<p>203937 <i>Peters</i></p>
 <p>WAS12SP-B1</p>	<p>WAS12SP-B1 WASHER M12 SPRING RECT</p>	<p>203924 <i>Peters</i></p>