

TDS PRODUCT IMAGE SHEET > **PETERS – DOOR LEAVES & SHAFTS**

Image	TDS Part Number & Description	OE Part Numbers
	<p><b>KIT010</b> DOORSHAFT FIXING KIT</p>	<p><b>100-051-KIT</b> <i>Peters</i></p>
	<p><b>KIT023</b> PDS DOORSHAFT FIXING KIT</p>	<p><b>100-057-KIT</b> <i>Peters</i></p>
	<p><b>KIT027</b> RH LEAF SPH TOP/OILITE BOTT FIT DOOR VIEWED FROM INSIDE VEHICLE</p>	<p><b>100-040RL-KIT</b> <i>Peters</i> <b>(OPTARE EXCEL)</b> For top pivot see KIT014 For bottom pivot see KIT027-BRL</p>
	<p><b>KIT028</b> LH LEAF SPH TOP/OILITE BOTT FIT DOOR VIEWED FROM INSIDE VEHICLE</p>	<p><b>100-040LL-KIT</b> <i>Peters</i> <b>(OPTARE EXCEL)</b> For top pivot see KIT014 For bottom pivot see KIT027-BRL</p>
	<p><b>KIT027-BRL</b> OILTE BOTTOM PIVOT KIT FOR RH DOOR VIEWED FROM INSIDE VEHICLE</p>	<p><b>LOWER PIVOT</b> <b>(100-040RL-KIT)</b> <i>Peters</i></p>
	<p><b>KIT028-BLL</b> OILTE BOTTOM PIVOT KIT FOR LH DOOR VIEWED FROM INSIDE VEHICLE</p>	<p><b>LOWER PIVOT</b> <b>(100-040LL-KIT)</b> <i>Peters</i></p>

 <p>KIT015</p>	<p><b>KIT015</b> 3 HOLE DOOR GUIDE BRACKET SPINDLE KIT</p>	<p><b>200285/288</b> <i>Peters</i></p>
 <p>BRK026</p>	<p><b>BRK026</b> DOOR GUIDE BRACKET PDS 3 HOLE</p>	<p><b>200449</b> <i>Peters</i></p>
 <p>KIT016</p>	<p><b>KIT016</b> 4 HOLE DOOR GUIDE BRACKET SPINDLE KIT</p>	<p><b>200298</b> <i>Peters</i></p>
 <p>BRK027</p>	<p><b>BRK027</b> DOOR GUIDE BRACKET PDS 4 HOLE</p>	<p><b>200353</b> <i>Peters</i></p>
 <p>BRK021</p>	<p><b>BRK021</b> DOORSHAFT BEARING HOUSING LONG 35mm</p>	<p><b>216760</b> <i>Peters</i></p>
	<p><b>BRK039</b> RH DOOR GUIDE BRACKET CRK=22. OFFSET=66. SLOT=10x30.</p>	<p><b>215808</b> <i>Peters</i></p>
	<p><b>BRK040</b> LH DOOR GUIDE BRACKET CRK=22. OFFSET=66. SLOT=10x30.</p>	<p><b>215807</b> <i>Peters</i></p>

	<p><b>ASY029A</b> M14 SPH BOTTOM ASSY 35mm ht</p>	<p><b>216760-ASY</b> <i>Peters</i></p>
 <p>BRK022</p>	<p><b>BRK022</b> DOORSHAFT BEARING HOUSING SHORT 24mm</p>	<p><b>217631</b> <i>Peters</i></p>
	<p><b>ASY030A</b> M14 SPH BOTTOM ASSY 24mm ht</p>	<p><b>217631-ASY</b> <i>Peters</i></p>
	<p><b>BRG021B</b> Ø 14 SPH BEARING RACE O/D=34x13.5</p>	<p><b>216767</b> <i>Peters</i></p>
	<p><b>CIR001A</b> CIRCLIP INTERNAL 1300-34</p>	<p><b>205074</b> <i>Peters</i></p>
 <p>PVT019A</p>	<p><b>PVT019A</b> 38mm DOORSHAFT BOTTOM SPIGOT</p>	<p><b>216755</b> <i>Peters</i></p>
	<p><b>PVT002A</b> DOOR PIVOT PLATE</p>	<p><b>201361</b> <i>Peters</i></p>

	<p><b>PVT008A</b> PIVOT PLATE RH</p>	<p><b>201348</b> <i>Peters</i></p>
	<p><b>PVT009A</b> PIVOT PLATE LH</p>	<p><b>201349</b> <i>Peters</i></p>
	<p><b>PVT013A</b> PIVOT PLATE SHORT TOP RH</p>	<p><b>214426</b> <i>Peters</i></p>
	<p><b>PVT014A</b> PIVOT PLATE SHORT TOP LH</p>	<p><b>214427</b> <i>Peters</i></p>
	<p><b>ASY001B</b> BOTTOM BEARING ASSY - Ø22mm ROLLER</p>	<p><b>215311</b> <i>Peters</i></p>
	<p><b>ASY002B</b> BOTTOM BEARING ASSY - Ø25mm ROLLER</p>	<p><b>218065</b> <i>Peters</i></p>
	<p><b>ASY003B</b> UNIVERSAL GUIDE SPINDLE LONG Ø30 ROLLER # ADJUSTMENT 60mm MIN 73mm MAX</p>	<p><b>216292-KIT</b> <i>Peters</i></p>

	<p><b>ASY004B</b>  <b>UNIVERSAL GUIDE SPINDLE</b>  <b>SHORT</b> Ø30 ROLLER          # ADJUSTMENT 48mm MIN          60mm MAX</p>	<p><b>216264-KIT</b> <i>Peters</i></p>
	<p><b>ASY007A</b>  <b>INLINE BOTTOM BEARING –</b>  <b>22mm ROLLER</b></p>	<p><b>215144</b> <i>Peters</i></p>
	<p><b>ASY015A</b>  <b>LONG INLINE BOTTOM BEARING –</b>  <b>22mm ROLLER</b></p>	<p><b>215957</b> <i>Peters</i>  <b>215958</b> <i>Peters</i></p>
	<p><b>ASY020A</b>  <b>SPH PIVOT PLATE ASSY</b>  <b>TOP OR BOTTOM</b></p>	<p><b>100-0034-KIT</b> <i>Peters</i>          (100-084-KIT)</p>
 <p>ASY031</p>	<p><b>ASY031</b>  <b>BEARING HOUSING ASSY</b></p>	<p><b>205580+90</b> <i>Peters</i></p>
	<p><b>BRG001A</b>  <b>PLAIN NYLON</b>  <b>BEARING 22mm</b></p>	<p><b>205580</b> <i>Peters</i></p>
	<p><b>BRG003A</b>  <b>PLAIN NYLON BEARING</b></p>	<p><b>201421</b> <i>Peters</i></p>

	<p><b>BRG004B</b> OILTE BEARING BUSH I/D 3/4"x 7/8"x 1"</p>	<p><b>203327</b> <i>Peters</i></p>
	<p><b>BRG008B</b> M10x1.5 LH MALE RODEND</p>	<p><b>203280</b> <i>Peters</i></p>
	<p><b>BRG009B</b> M10x1.5 RH MALE SPH RODEND</p>	<p><b>203281</b> <i>Peters</i></p>
	<p><b>BRG010B</b> M12x1.75 RH MALE SPH RODEND</p>	<p><b>203286</b> <i>Peters</i></p>
	<p><b>BRG025B</b> 12DIA x12 OILITE FLANGED BUSH</p>	<p><b>203352</b> <i>Peters</i></p>
	<p><b>RLR001A</b> 22mm NYLON ROLLER FOR BOTTOM BEARING</p>	<p><b>205606</b> <i>Peters</i></p>
	<p><b>RLR002A</b> 25mm NYLON ROLLER FOR BOTTOM BEARING</p>	<p><b>200435/200547</b> <i>Peters</i></p>

	<p><b>RLR004A</b> 30mm NYLON ROLLER FOR PETERS GUIDE SPINDLES</p>	<p><b>205751</b> <i>Peters</i> <b>215593</b> <i>Peters</i></p>
	<p><b>BRS001</b> 25mm NYLON BRUSH (CUT TO SIZE – UPTO 3MTR)</p>	<p><b>205436</b> <i>Peters</i></p>
	<p><b>BRS003</b> 38mm NYLON BRUSH (CUT TO SIZE – UPTO 3MTR)</p>	<p><b>205428</b> <i>Peters</i></p>
	<p><b>BRS005</b> 51mm NYLON BRUSH (CUT TO SIZE – UPTO 3MTR)</p>	<p><b>205431</b> <i>Peters</i></p>
	<p><b>BRS007</b> 64mm NYLON BRUSH (CUT TO SIZE – UPTO 2.5MTR)</p>	<p><b>205433</b> <i>Peters</i></p>
	<p><b>BRS009+10</b> 76+80mm NYLON BRUSH</p>	<p><b>205435</b> <i>Peters</i></p>
	<p>FOR MORE PETERS BOTTOM COVERS SEE <b>SABOT &amp; COVERS</b> IN SPARE PART IMAGES PAGE FOR FULL DETAILS</p>	<p><i>Peters</i></p>

	<p align="center"><b>SAB001A</b> RH 526 ABS SABOT ASSY BRUSH = 64 <b>(ABS=526 BRS=54)</b></p>	<p align="center"><b>098-083A46</b> <i>Peters</i></p>
	<p align="center"><b>SAB002A</b> LH 526 ABS SABOT ASSY BRUSH = 64 <b>(ABS=526 BRS=54)</b></p>	<p align="center"><b>098-084A46</b> <i>Peters</i></p>
	<p align="center"><b>SAB003A</b> RH 526 ABS SABOT ASSY BRUSH = 51/22 <b>(ABS=526 BRS=42 BRS=12x250)</b></p>	<p align="center"><b>098-089A46</b> <i>Peters</i></p>
	<p align="center"><b>SAB004A</b> LH 526 ABS SABOT ASSY BRUSH = 51/22 <b>(ABS=526 BRS=42 BRS=12x250)</b></p>	<p align="center"><b>098-090A46</b> <i>Peters</i></p>
	<p align="center"><b>SAB005A</b> RH 548 ABS SABOT ASSY BRUSH = 64 <b>(ABS=548 BRS=54)</b></p>	<p align="center"><b>098-093A46</b> <i>Peters</i></p>
	<p align="center"><b>SAB006A</b> LH 548 ABS SABOT ASSY BRUSH =64 <b>(ABS=548 BRS=54)</b></p>	<p align="center"><b>098-094A46</b> <i>Peters</i></p>



	<p align="center"><b>SAB007A</b> RH 526 ABS SABOT ASSY BRUSH =57/32 <b>(ABS=526 BRS=48 BRS=24x195)</b></p>	<p align="center"><b>098-116A46</b> <i>Peters</i></p>
	<p align="center"><b>SAB008A</b> LH 526 ABS SABOT ASSY BRUSH =57/32 <b>(ABS=526 BRS=48 BRS=24x195)</b></p>	<p align="center"><b>098-117A46</b> <i>Peters</i></p>
	<p align="center"><b>SAB009A</b> RH 320 BS SABOT ASSY BRUSH =64 <b>(ABS=320 BRS=54)</b></p>	<p align="center"><b>098-228A46</b> <i>Peters</i></p>
	<p align="center"><b>SAB010A</b> LH 320 ABS SABOT ASSY <b>(ABS=320 BRS=56)</b></p>	<p align="center"><b>098-227A46</b> <i>Peters</i></p>
	<p align="center"><b>SAB011A</b> RH 500 ABS SABOT ASSY <b>(ABS=500 BRS=48 BRS=24x195)</b></p>	<p align="center"><b>098-143A46</b> <i>Peters</i></p>
	<p align="center"><b>SAB012A</b> LH 500 ABS SABOT ASSY <b>ABS=500 BRS=48 BRS=24x195</b></p>	<p align="center"><b>098-144A46</b> <i>Peters</i></p>

	<p><b>SAB560RH-01</b> RH STEEL LOW PROFILE SABOT ASSY (ABS=560 BRS=56 BRUSH =64)</p> <p><b>SAB583RH-01</b> RH STEEL LOW PROFILE SABOT ASSY (ABS=583 BRS=56 BRUSH =64)</p>	<p><b>098-120A560N</b> <i>Peters</i></p> <p><b>098-120A583N</b> <i>Peters</i></p>
	<p><b>SAB560LH-01</b> LH STEEL LOW PROFILE SABOT ASSY (ABS=560 BRS=56 BRUSH =64)</p> <p><b>SAB583LH-01</b> LH STEEL LOW PROFILE SABOT ASSY (ABS=583 BRS=56 BRUSH =64)</p>	<p><b>098-121A560N</b> <i>Peters</i></p> <p><b>098-121A583N</b> <i>Peters</i></p>
	<p><b>SAB560RH-02</b> RH STEEL LOW PROFILE SABOT ASSY (ABS=560 BRS=68x355 BRS=43 BRUSH =76 BRUSH=51)</p>	<p><b>098-203A560N</b> <i>Peters</i></p>
	<p><b>SAB560LH-02</b> RH STEEL LOW PROFILE SABOT ASSY (ABS=560 BRS=68x355 BRS=43 BRUSH =76 BRUSH=51)</p>	<p><b>098-202A560N</b> <i>Peters</i></p>
	<p><b>SAB583RH-02</b> RH STEEL LOW PROFILE SABOT ASSY (ABS=583 BRS=68 BRUSH =76)</p>	<p><b>098-150A583N</b> <i>Peters</i></p>







	<p><b>SAB583LH-02</b> LH STEEL LOW PROFILE SABOT ASSY (ABS=583 BRS=68 BRUSH =76)</p>	<p><b>098-151A583N</b> <i>Peters</i></p>
	<p><b>SAB514LH-01</b> LH STEEL LOW PROFILE SABOT ASSY (ABS=514 BRS=68 BRUSH =76)</p>	<p><b>098-121A514N</b> <i>Peters</i></p>
	<p><b>SAB618RH-01</b> RH STEEL LOW PROFILE SABOT ASSY ABS=618 BRS=68 BRUSH =76</p>	<p><b>098-120A618N</b> <i>Peters</i></p>
	<p><b>SAB420LH-01</b> LH STEEL LOW PROFILE SABOT ASSY ABS=420 BRS=56 BRUSH =64</p>	<p><b>098-121A420N</b> <i>Peters</i></p>
	<p><b>SAB420RH-01</b> RH STEEL LOW PROFILE SABOT ASSY ABS=420 BRS=56 BRUSH =64</p>	<p><b>098-120A420N</b> <i>Peters</i></p>
	<p><b>RUB002A</b> VEHICLE APERTURE PLAIN SEAL 50x50 – 2.5MTR</p>	<p><b>215575</b> <i>Peters</i></p>

	<p><b>RUB013B</b> 68x3 INSERTION RUBBER STRIP (10MTR COIL)</p>	<p><b>216368</b> <i>Peters</i></p>
	<p><b>RUB013B-75</b> D/SHAFT RUBBER SEAL 75x68</p>	<p><b>216213</b> <i>Peters</i></p>
	<p><b>RUB015B</b> 150x3 INSERTION RUBBER STRIP (10MTR COIL)</p>	<p><b>215966/7</b> <i>Peters</i></p>
	<p><b>RUB033</b> EURO RUBBER FOAM BUNG</p>	<p><b>216125</b> <i>Peters</i></p>
	<p><b>RUB102</b> LIPPED NOSING RUBBER PDS EURODOOR</p>	<p><b>215709</b> <i>Peters</i></p>
	<p><b>RUB103</b> PLAIN NOSING RUBBER PDS EURODOOR</p>	<p><b>215710</b> <i>Peters</i></p>
	<p><b>RUB122-KIT</b> OUTER SEAL FLAP KIT</p>	<p><b>215820</b> <i>Peters</i></p>

	<p><b>RUB123-KIT</b> OUTER SEAL FLAP KIT</p>	<p><b>216394</b> <i>Peters</i></p>
	<p><b>RUB124-KIT</b> OUTER SEAL FLAP KIT</p>	<p><b>216155</b> <i>Peters</i></p>
	<p><b>RUB125-KIT</b> OUTER SEAL FLAP KIT</p>	<p><b>216357</b> <i>Peters</i></p>
	<p><b>RUB129</b> 40mm SNAP ON SEAL</p>	<p><b>214359</b> <i>Peters</i></p>
	<p><b>ELE009C</b> 24V DOOR LOCK MOTOR</p>	<p><b>216604</b> <i>Peters</i></p>
	<p><b>HDL001A</b> GRAB HANDLE BLACK POLYAMIDE</p>	<p><b>214788</b> <i>Peters</i></p>
	<p><b>HDL003A</b> PRIMARY EMERGENCY RELEASE</p>	

 <p>HDL010A</p>	<p><b>HDL010A</b> EXTERNAL PULL HANDLE LOCKABLE</p>	<p><b>217083</b> <i>Peters</i></p>
 <p>HDL011A</p>	<p><b>HDL011A</b> 55mm CONNECTOR KIT-62288 (FOR USE WITH HDL010)</p>	<p><b>216323</b> <i>Peters</i></p>
	<p><b>HDL020</b> RECESSED PULL HANDLE FLUSH SMALL</p>	<p><b>204079</b> <i>Peters</i></p>
	<p><b>LCK001-EXT</b> LH END LOCK WITH EXTENSION PLATE</p>	<p><b>298151-KIT</b> <i>Peters</i></p>
	<p><b>LCK008</b> PDS LOCK BARREL &amp; KEYS SET</p>	<p><b>216229</b> <i>Peters</i></p>
	<p><b>LCK013</b> LH ROTARY 2-POINT LATCH</p>	<p><b>216776</b> <i>Peters</i></p>
	<p><b>LCK014</b> RH ROTARY 2-POINT LATCH</p>	<p><b>216775</b> <i>Peters</i></p>

	<p><b>LCK015</b> LOCK BOLT</p>	<p><b>215530</b> <i>Peters</i></p>
	<p><b>LCK016</b> LOCK CAM</p>	<p><b>216009</b> <i>Peters</i></p>
	<p><b>LCK017</b> LOCK DRIVE WIRE</p>	<p><b>216010</b> <i>Peters</i></p>
	<p><b>LCK019</b> RH DRIVE WIRE BRACKET</p>	<p><b>216021</b> <i>Peters</i></p>
	<p><b>LCK020</b> LH DRIVE WIRE BRACKET</p>	<p><b>216022</b> <i>Peters</i></p>
	<p><b>LCK021</b> LOCK BOLT NYLON GUIDE</p>	<p><b>215529</b> <i>Peters</i></p>
	<p><b>LCK022</b> RH LOCK BACKING PLATE</p>	<p><b>215656</b> <i>Peters</i></p>

	<p><b>LCK112-KIT</b> PDS GLIDER LOCK REFURB KIT</p>	<p><b>LCK112-KIT</b> <i>TDS</i></p>
	<p><b>ELE008D</b> 12V DOOR LOCK MOTOR</p>	<p><b>216778</b> <i>Peters</i></p>
	<p><b>ELE009C</b> 24V DOOR LOCK MOTOR</p>	<p><b>216604</b> <i>Peters</i></p>
	<p><b>ELE200K</b> INLINE KEY SWITCH</p>	<p><b>216464</b> <i>Peters</i></p>
	<p><b>SPG010</b> FULL LOOPS EXTENSION SPRING</p>	<p><b>216023</b> <i>Peters</i></p>
	<p><b>CIR003A</b> EXTERNAL E CLIP D1500-0090</p>	<p><b>205108</b> <i>Peters</i></p>
	<p><b>CIR006A</b> EXTERNAL E CIRCLIP N1500-0080</p>	<p><b>217877</b> <i>Peters</i></p>



	<p><b>NUT-Q-02</b> M6 DOOR BARREL NUT</p>	<p><b>200398</b> <i>Peters</i></p>
	<p><b>NUT12-HH-MS</b> M12 HALF HEX NUT</p>	<p><b>204221</b> <i>Peters</i></p>
	<p><b>PLG011B</b> M6x27 FIRTREE BUTTON BLACK</p>	<p><b>215144</b> <i>Peters</i></p>
	<p><b>SCR001A</b> M12x35mm HXHD SPL SCREW</p>	<p><b>215553</b> <i>Peters</i></p>
	<p><b>SCR50825-A5</b> M8x25 CSK SCREW</p>	<p><b>204730</b> <i>Peters</i></p>
	<p><b>SPL001A</b> CAP NUT</p>	<p><b>201351</b> <i>Peters</i></p>
 <p><b>STP001A</b></p>	<p><b>STP001A</b> STOP COLLAR LONG</p>	<p><b>216267</b> <i>Peters</i></p>

	<p><b>STP002B</b> RUBBER STOP M6 STUB</p>	<p><b>215517(5)</b> <i>Peters</i></p>
	<p><b>PLT002A</b> DOUBLE TAPPED PLATE</p>	<p><b>201352</b> <i>Peters</i></p>
	<p><b>PLT003A</b> SPH BEARING PLATE</p>	<p><b>215554</b> <i>Peters</i></p>
 <p data-bbox="167 1131 470 1198"><b>FIT054C</b></p>	<p><b>FIT054C</b> 3.2 BARBED ELBOW FITTING</p>	<p><b>215890</b> <i>Peters</i></p>
	<p><b>WAS12WA-A5</b> WAVEY WASHER</p>	<p><b>215552</b> <i>Peters</i></p>
	<p><b>SPA030-45</b> M8x45 M-F SPACER</p>	<p><b>215705</b> <i>Peters</i></p>
	<p><b>WAS18PL-M8</b> M18 NYLON 1.6 WASHER</p>	<p><b>216029</b> <i>Peters</i></p>