

TDS PRODUCT IMAGE SHEET > **PETERS – DOOR LEAVES & SHAFTS**

Image	TDS Part Number & Description	OE Part Numbers
	<p>KIT010 DOORSHAFT FIXING KIT</p>	<p>100-051-KIT <i>Peters</i></p>
	<p>KIT023 PDS DOORSHAFT FIXING KIT</p>	<p>100-057-KIT <i>Peters</i></p>
	<p>KIT027 RH LEAF SPH TOP/OILITE BOTT FIT DOOR VIEWED FROM INSIDE VEHICLE</p>	<p>100-040RL-KIT <i>Peters</i> (OPTARE EXCEL) For top pivot see KIT014 For bottom pivot see KIT027-BRL</p>
	<p>KIT028 LH LEAF SPH TOP/OILITE BOTT FIT DOOR VIEWED FROM INSIDE VEHICLE</p>	<p>100-040LL-KIT <i>Peters</i> (OPTARE EXCEL) For top pivot see KIT014 For bottom pivot see KIT027-BRL</p>
	<p>KIT027-BRL OILTE BOTTOM PIVOT KIT FOR RH DOOR VIEWED FROM INSIDE VEHICLE</p>	<p>LOWER PIVOT (100-040RL-KIT) <i>Peters</i></p>
	<p>KIT028-BLL OILTE BOTTOM PIVOT KIT FOR LH DOOR VIEWED FROM INSIDE VEHICLE</p>	<p>LOWER PIVOT (100-040LL-KIT) <i>Peters</i></p>

 <p>KIT015</p>	<p>KIT015 3 HOLE DOOR GUIDE BRACKET SPINDLE KIT</p>	<p>200285/288 <i>Peters</i></p>
 <p>BRK026</p>	<p>BRK026 DOOR GUIDE BRACKET PDS 3 HOLE</p>	<p>200449 <i>Peters</i></p>
 <p>KIT016</p>	<p>KIT016 4 HOLE DOOR GUIDE BRACKET SPINDLE KIT</p>	<p>200298 <i>Peters</i></p>
 <p>BRK027</p>	<p>BRK027 DOOR GUIDE BRACKET PDS 4 HOLE</p>	<p>200353 <i>Peters</i></p>
 <p>BRK021</p>	<p>BRK021 DOORSHAFT BEARING HOUSING LONG 35mm</p>	<p>216760 <i>Peters</i></p>
	<p>BRK039 RH DOOR GUIDE BRACKET CRK=22. OFFSET=66. SLOT=10x30.</p>	<p>215808 <i>Peters</i></p>
	<p>BRK040 LH DOOR GUIDE BRACKET CRK=22. OFFSET=66. SLOT=10x30.</p>	<p>215807 <i>Peters</i></p>

	<p>ASY029A M14 SPH BOTTOM ASSY 35mm ht</p>	<p>216760-ASY <i>Peters</i></p>
 <p>BRK022</p>	<p>BRK022 DOORSHAFT BEARING HOUSING SHORT 24mm</p>	<p>217631 <i>Peters</i></p>
	<p>ASY030A M14 SPH BOTTOM ASSY 24mm ht</p>	<p>217631-ASY <i>Peters</i></p>
	<p>BRG021B Ø 14 SPH BEARING RACE O/D=34x13.5</p>	<p>216767 <i>Peters</i></p>
	<p>CIR001A CIRCLIP INTERNAL 1300-34</p>	<p>205074 <i>Peters</i></p>
 <p>PVT019A</p>	<p>PVT019A 38mm DOORSHAFT BOTTOM SPIGOT</p>	<p>216755 <i>Peters</i></p>
	<p>PVT002A DOOR PIVOT PLATE</p>	<p>201361 <i>Peters</i></p>

	<p>PVT008A PIVOT PLATE RH</p>	<p>201348 <i>Peters</i></p>
	<p>PVT009A PIVOT PLATE LH</p>	<p>201349 <i>Peters</i></p>
	<p>PVT013A PIVOT PLATE SHORT TOP RH</p>	<p>214426 <i>Peters</i></p>
	<p>PVT014A PIVOT PLATE SHORT TOP LH</p>	<p>214427 <i>Peters</i></p>
	<p>ASY001B BOTTOM BEARING ASSY - Ø22mm ROLLER</p>	<p>215311 <i>Peters</i></p>
	<p>ASY002B BOTTOM BEARING ASSY - Ø25mm ROLLER</p>	<p>218065 <i>Peters</i></p>
	<p>ASY003B UNIVERSAL GUIDE SPINDLE LONG Ø30 ROLLER # ADJUSTMENT 60mm MIN 73mm MAX</p>	<p>216292-KIT <i>Peters</i></p>

	<p>ASY004B UNIVERSAL GUIDE SPINDLE SHORT Ø30 ROLLER # ADJUSTMENT 48mm MIN 60mm MAX</p>	<p>216264-KIT <i>Peters</i></p>
	<p>ASY007A INLINE BOTTOM BEARING – 22mm ROLLER</p>	<p>215144 <i>Peters</i></p>
	<p>ASY015A LONG INLINE BOTTOM BEARING – 22mm ROLLER</p>	<p>215957 <i>Peters</i> 215958 <i>Peters</i></p>
	<p>ASY020A SPH PIVOT PLATE ASSY TOP OR BOTTOM</p>	<p>100-0034-KIT <i>Peters</i> (100-084-KIT)</p>
 <p>ASY031</p>	<p>ASY031 BEARING HOUSING ASSY</p>	<p>205580+90 <i>Peters</i></p>
	<p>BRG001A PLAIN NYLON BEARING 22mm</p>	<p>205580 <i>Peters</i></p>
	<p>BRG003A PLAIN NYLON BEARING</p>	<p>201421 <i>Peters</i></p>

	<p>BRG004B OILTE BEARING BUSH I/D 3/4"x 7/8"x 1"</p>	<p>203327 <i>Peters</i></p>
	<p>BRG008B M10x1.5 LH MALE RODEND</p>	<p>203280 <i>Peters</i></p>
	<p>BRG009B M10x1.5 RH MALE SPH RODEND</p>	<p>203281 <i>Peters</i></p>
	<p>BRG010B M12x1.75 RH MALE SPH RODEND</p>	<p>203286 <i>Peters</i></p>
	<p>BRG025B 12DIA x12 OILITE FLANGED BUSH</p>	<p>203352 <i>Peters</i></p>
	<p>RLR001A 22mm NYLON ROLLER FOR BOTTOM BEARING</p>	<p>205606 <i>Peters</i></p>
	<p>RLR002A 25mm NYLON ROLLER FOR BOTTOM BEARING</p>	<p>200435/200547 <i>Peters</i></p>

	<p>RLR004A 30mm NYLON ROLLER FOR PETERS GUIDE SPINDLES</p>	<p>205751 <i>Peters</i> 215593 <i>Peters</i></p>
	<p>BRS001 25mm NYLON BRUSH (CUT TO SIZE – UPTO 3MTR)</p>	<p>205436 <i>Peters</i></p>
	<p>BRS003 38mm NYLON BRUSH (CUT TO SIZE – UPTO 3MTR)</p>	<p>205428 <i>Peters</i></p>
	<p>BRS005 51mm NYLON BRUSH (CUT TO SIZE – UPTO 3MTR)</p>	<p>205431 <i>Peters</i></p>
	<p>BRS007 64mm NYLON BRUSH (CUT TO SIZE – UPTO 2.5MTR)</p>	<p>205433 <i>Peters</i></p>
	<p>BRS009+10 76+80mm NYLON BRUSH</p>	<p>205435 <i>Peters</i></p>
	<p>FOR MORE PETERS BOTTOM COVERS SEE SABOT & COVERS IN SPARE PART IMAGES PAGE FOR FULL DETAILS</p>	<p><i>Peters</i></p>

	<p align="center">SAB001A RH 526 ABS SABOT ASSY BRUSH = 64 (ABS=526 BRS=54)</p>	<p align="center">098-083A46 <i>Peters</i></p>
	<p align="center">SAB002A LH 526 ABS SABOT ASSY BRUSH = 64 (ABS=526 BRS=54)</p>	<p align="center">098-084A46 <i>Peters</i></p>
	<p align="center">SAB003A RH 526 ABS SABOT ASSY BRUSH = 51/22 (ABS=526 BRS=42 BRS=12x250)</p>	<p align="center">098-089A46 <i>Peters</i></p>
	<p align="center">SAB004A LH 526 ABS SABOT ASSY BRUSH = 51/22 (ABS=526 BRS=42 BRS=12x250)</p>	<p align="center">098-090A46 <i>Peters</i></p>
	<p align="center">SAB005A RH 548 ABS SABOT ASSY BRUSH = 64 (ABS=548 BRS=54)</p>	<p align="center">098-093A46 <i>Peters</i></p>
	<p align="center">SAB006A LH 548 ABS SABOT ASSY BRUSH =64 (ABS=548 BRS=54)</p>	<p align="center">098-094A46 <i>Peters</i></p>

	<p>SAB007A RH 526 ABS SABOT ASSY BRUSH =57/32 (ABS=526 BRS=48 BRS=24x195)</p>	<p>098-116A46 <i>Peters</i></p>
	<p>SAB008A LH 526 ABS SABOT ASSY BRUSH =57/32 (ABS=526 BRS=48 BRS=24x195)</p>	<p>098-117A46 <i>Peters</i></p>
	<p>SAB009A RH 320 BS SABOT ASSY BRUSH =64 (ABS=320 BRS=54)</p>	<p>098-228A46 <i>Peters</i></p>
	<p>SAB010A LH 320 ABS SABOT ASSY (ABS=320 BRS=56)</p>	<p>098-227A46 <i>Peters</i></p>
	<p>SAB011A RH 500 ABS SABOT ASSY (ABS=500 BRS=48 BRS=24x195)</p>	<p>098-143A46 <i>Peters</i></p>
	<p>SAB012A LH 500 ABS SABOT ASSY ABS=500 BRS=48 BRS=24x195</p>	<p>098-144A46 <i>Peters</i></p>

	<p>SAB560RH-01 RH STEEL LOW PROFILE SABOT ASSY (ABS=560 BRS=56 BRUSH =64)</p> <p>SAB583RH-01 RH STEEL LOW PROFILE SABOT ASSY (ABS=583 BRS=56 BRUSH =64)</p>	<p>098-120A560N <i>Peters</i></p> <p>098-120A583N <i>Peters</i></p>
	<p>SAB560LH-01 LH STEEL LOW PROFILE SABOT ASSY (ABS=560 BRS=56 BRUSH =64)</p> <p>SAB583LH-01 LH STEEL LOW PROFILE SABOT ASSY (ABS=583 BRS=56 BRUSH =64)</p>	<p>098-121A560N <i>Peters</i></p> <p>098-121A583N <i>Peters</i></p>
	<p>SAB560RH-02 RH STEEL LOW PROFILE SABOT ASSY (ABS=560 BRS=68x355 BRS=43 BRUSH =76 BRUSH=51)</p>	<p>098-203A560N <i>Peters</i></p>
	<p>SAB560LH-02 RH STEEL LOW PROFILE SABOT ASSY (ABS=560 BRS=68x355 BRS=43 BRUSH =76 BRUSH=51)</p>	<p>098-202A560N <i>Peters</i></p>
	<p>SAB583RH-02 RH STEEL LOW PROFILE SABOT ASSY (ABS=583 BRS=68 BRUSH =76)</p>	<p>098-150A583N <i>Peters</i></p>








	<p>SAB583LH-02 LH STEEL LOW PROFILE SABOT ASSY (ABS=583 BRS=68 BRUSH =76)</p>	<p>098-151A583N <i>Peters</i></p>
	<p>SAB514LH-01 LH STEEL LOW PROFILE SABOT ASSY (ABS=514 BRS=68 BRUSH =76)</p>	<p>098-121A514N <i>Peters</i></p>
	<p>SAB618RH-01 RH STEEL LOW PROFILE SABOT ASSY ABS=618 BRS=68 BRUSH =76</p>	<p>098-120A618N <i>Peters</i></p>
	<p>SAB420LH-01 LH STEEL LOW PROFILE SABOT ASSY ABS=420 BRS=56 BRUSH =64</p>	<p>098-121A420N <i>Peters</i></p>
	<p>SAB420RH-01 RH STEEL LOW PROFILE SABOT ASSY ABS=420 BRS=56 BRUSH =64</p>	<p>098-120A420N <i>Peters</i></p>
	<p>RUB002A VEHICLE APERTURE PLAIN SEAL 50x50 – 2.5MTR</p>	<p>215575 <i>Peters</i></p>

	<p>RUB013B 68x3 INSERTION RUBBER STRIP (10MTR COIL)</p>	<p>216368 <i>Peters</i></p>
	<p>RUB013B-75 D/SHAFT RUBBER SEAL 75x68</p>	<p>216213 <i>Peters</i></p>
	<p>RUB015B 150x3 INSERTION RUBBER STRIP (10MTR COIL)</p>	<p>215966/7 <i>Peters</i></p>
	<p>RUB033 EURO RUBBER FOAM BUNG</p>	<p>216125 <i>Peters</i></p>
	<p>RUB102 LIPPED NOSING RUBBER PDS EURODOOR</p>	<p>215709 <i>Peters</i></p>
	<p>RUB103 PLAIN NOSING RUBBER PDS EURODOOR</p>	<p>215710 <i>Peters</i></p>
	<p>RUB122-KIT OUTER SEAL FLAP KIT</p>	<p>215820 <i>Peters</i></p>

	<p>RUB123-KIT OUTER SEAL FLAP KIT</p>	<p>216394 <i>Peters</i></p>
	<p>RUB124-KIT OUTER SEAL FLAP KIT</p>	<p>216155 <i>Peters</i></p>
	<p>RUB125-KIT OUTER SEAL FLAP KIT</p>	<p>216357 <i>Peters</i></p>
	<p>RUB129 40mm SNAP ON SEAL</p>	<p>214359 <i>Peters</i></p>
	<p>ELE009C 24V DOOR LOCK MOTOR</p>	<p>216604 <i>Peters</i></p>
	<p>HDL001A GRAB HANDLE BLACK POLYAMIDE</p>	<p>214788 <i>Peters</i></p>
	<p>HDL003A PRIMARY EMERGENCY RELEASE</p>	

 <p>HDL010A</p>	<p>HDL010A EXTERNAL PULL HANDLE LOCKABLE</p>	<p>217083 <i>Peters</i></p>
 <p>HDL011A</p>	<p>HDL011A 55mm CONNECTOR KIT-62288 (FOR USE WITH HDL010)</p>	<p>216323 <i>Peters</i></p>
	<p>HDL020 RECESSED PULL HANDLE FLUSH SMALL</p>	<p>204079 <i>Peters</i></p>
	<p>LCK001-EXT LH END LOCK WITH EXTENSION PLATE</p>	<p>298151-KIT <i>Peters</i></p>
	<p>LCK008 PDS LOCK BARREL & KEYS SET</p>	<p>216229 <i>Peters</i></p>
	<p>LCK013 LH ROTARY 2-POINT LATCH</p>	<p>216776 <i>Peters</i></p>
	<p>LCK014 RH ROTARY 2-POINT LATCH</p>	<p>216775 <i>Peters</i></p>

	<p>LCK015 LOCK BOLT</p>	<p>215530 <i>Peters</i></p>
	<p>LCK016 LOCK CAM</p>	<p>216009 <i>Peters</i></p>
	<p>LCK017 LOCK DRIVE WIRE</p>	<p>216010 <i>Peters</i></p>
	<p>LCK019 RH DRIVE WIRE BRACKET</p>	<p>216021 <i>Peters</i></p>
	<p>LCK020 LH DRIVE WIRE BRACKET</p>	<p>216022 <i>Peters</i></p>
	<p>LCK021 LOCK BOLT NYLON GUIDE</p>	<p>215529 <i>Peters</i></p>
	<p>LCK022 RH LOCK BACKING PLATE</p>	<p>215656 <i>Peters</i></p>

	<p>LCK112-KIT PDS GLIDER LOCK REFURB KIT</p>	<p>LCK112-KIT <i>TDS</i></p>
	<p>ELE008D 12V DOOR LOCK MOTOR</p>	<p>216778 <i>Peters</i></p>
	<p>ELE009C 24V DOOR LOCK MOTOR</p>	<p>216604 <i>Peters</i></p>
	<p>ELE200K INLINE KEY SWITCH</p>	<p>216464 <i>Peters</i></p>
	<p>SPG010 FULL LOOPS EXTENSION SPRING</p>	<p>216023 <i>Peters</i></p>
	<p>CIR003A EXTERNAL E CLIP D1500-0090</p>	<p>205108 <i>Peters</i></p>
	<p>CIR006A EXTERNAL E CIRCLIP N1500-0080</p>	<p>217877 <i>Peters</i></p>

	<p>NUT-Q-02 M6 DOOR BARREL NUT</p>	<p>200398 <i>Peters</i></p>
	<p>NUT12-HH-MS M12 HALF HEX NUT</p>	<p>204221 <i>Peters</i></p>
	<p>PLG011B M6x27 FIRTREE BUTTON BLACK</p>	<p>215144 <i>Peters</i></p>
	<p>SCR001A M12x35mm HXHD SPL SCREW</p>	<p>215553 <i>Peters</i></p>
	<p>SCR50825-A5 M8x25 CSK SCREW</p>	<p>204730 <i>Peters</i></p>
	<p>SPL001A CAP NUT</p>	<p>201351 <i>Peters</i></p>
 <p>STP001A</p>	<p>STP001A STOP COLLAR LONG</p>	<p>216267 <i>Peters</i></p>

	<p>STP002B RUBBER STOP M6 STUB</p>	<p>215517(5) <i>Peters</i></p>
	<p>PLT002A DOUBLE TAPPED PLATE</p>	<p>201352 <i>Peters</i></p>
	<p>PLT003A SPH BEARING PLATE</p>	<p>215554 <i>Peters</i></p>
 <p>FIT054C</p>	<p>FIT054C 3.2 BARBED ELBOW FITTING</p>	<p>215890 <i>Peters</i></p>
	<p>WAS12WA-A5 WAVEY WASHER</p>	<p>215552 <i>Peters</i></p>
	<p>SPA030-45 M8x45 M-F SPACER</p>	<p>215705 <i>Peters</i></p>
	<p>WAS18PL-M8 M18 NYLON 1.6 WASHER</p>	<p>216029 <i>Peters</i></p>