

**TDS PRODUCT IMAGE SHEET – CATEGORY > FABRICATED/PLATES**

Image	TDS Part Number & Description	OE & Alternative Part References (WHERE FITTED)
	<p><b>L500-14</b> LOWER TAPPED BLOCK (EPSILON BOTTOM PANEL)</p>	<p><b>L500-14</b> TDS</p>
	<p><b>L500-40</b> HANDRAIL LOCKING NUT</p>	<p><b>L500-40</b> TDS</p>
	<p><b>L500-43</b> TRIPLE OFFSET TAP BLOCK</p>	<p><b>L500-43</b> TDS</p>
	<p><b>L500-57</b> ACTIVE FLAP HINGE</p>	<p><b>L500-57</b> TDS</p>
	<p><b>L500-58</b> HINGE PIN</p>	<p><b>L500-58</b> TDS</p>
	<p><b>PLT001A</b> VALVE MOUNT PLATE</p>	<p><b>PLT001A</b> TDS</p>

	<p><b>PLT002A</b> DOUBLE TAPPED PLATE</p>	<p><b>201352</b> <i>Peters</i></p>
	<p><b>PLT003A</b> SPH BEARING PLATE</p>	<p><b>215554</b> <i>Peters</i></p>
	<p><b>PLT006</b> SOLO BUTTON MOUNT PLATE</p>	<p><b>PLT006</b> <i>TDS</i></p>
	<p><b>PLT007</b> LOCK GUARD PLATE</p>	<p><b>PLT007</b> <i>TDS</i></p>
	<p><b>PLT008</b> MOTOR MOUNTING PLATE (EDRIVE)</p>	<p><b>PLT008</b> <i>TDS</i></p>
	<p><b>PLT009</b> DRIVE INTERFACE PLATE (EDRIVE)</p>	<p><b>PLT009</b> <i>TDS</i></p>

	<p><b>PLT017</b> ANTI RATTLE PLATE</p>	<p><b>PLT017</b> TDS <b>118438</b> Peters</p>
	<p><b>PLT028</b> MOUNT PLATE FOR CONTROL KITS</p>	<p><b>PLT028</b> TDS</p>
	<p><b>PLT029</b> MOUNT PLATE FOR PCB/CONTROLS</p>	<p><b>213624</b> Peters</p>
	<p><b>PLT035</b> RUBBER FLAP RETAINER</p>	<p><b>PLT035</b> TDS</p>
	<p><b>PLT041</b> BEARING PLATE</p>	<p><b>217113</b> PDS</p>
	<p><b>PLT041+BRG023B</b> BEARING PLATE + 25 SPH ASSY</p>	<p><b>217113+216751</b> PDS</p>
	<p><b>PLT041+ASY031</b> BEARING PLATE + BRG ASSY</p>	<p><b>217113</b> <b>+205580/205590</b> PDS</p>

	<p><b>PLT043</b> CYLINDER MICROSWITCH PLATE</p>	<p><b>028048</b> <i>Deans</i></p>
	<p><b>PLT053</b> PS GUIDE RAIL - DEANS</p>	<p><b>H102615</b> <i>Deans</i></p>
	<p><b>PLT063</b> PS GUIDE CHANNEL COVER</p>	<p><b>H101668</b> <i>Deans</i></p>
	<p><b>PLT100B</b> SEAL RETAINING PLATE 2200x20 BLACK  # ALSO AVAILABLE 1340L</p>	<p><b>PLT100B</b> <i>TDS</i> <b>PLT100-1340</b> <i>TDS</i></p>
	<p><b>PP004-CH</b> CLUTCH PIN (PART OF ASY201T)</p>	<p><b>PP004-CH</b> <i>TDS</i></p>
	<p><b>PP005-CH</b> CLUTCH SLIDE ARM (PART OF ASY201T) # SEE ASY200T-01</p>	<p><b>PP005-CH</b> <i>TDS</i></p>
	<p><b>ROD002-290-01</b> M12 x 360CTRS SPH LINK ROD ASSY KIT  # OTHER SIZE/RODEND OPTIONS AVAILABLE</p>	<p><b>ROD002-290-01</b> <i>TDS</i></p>



	<p><b>SPA027</b> ALUM M8 SPACER</p>	<p><b>H101626</b> <i>Deans</i></p>
	<p><b>SPA029</b> REAR MOUNTING SPACER COLLAR</p>	<p><b>214666</b> <i>Peters</i></p>
	<p><b>SPA030-45</b> M8x45 M-F SPACER</p>	<p><b>215705</b> <i>Peters</i></p>
	<p><b>SPL015A</b> M12x64x12.7dia DR-GUIDE SPINDLE <i>See ASY032T for assy</i></p>	<p><b>(022648)</b> <i>Overton</i> <b>SPL015A</b> <i>TDS</i></p>
	<p><b>SPL021A</b> SPINDLE PLATE ASSY</p>	<p><b>SPL021A</b> <i>TDS</i></p>
	<p><b>SPL023</b> DEANS 16DIA DR/GUIDE SPINDLE LONG</p>	<p><b>026426</b> <i>Deans</i></p>
	<p><b>SPL024</b> DEANS 16DIA DR/GUIDE SPINDLE SHORT</p>	<p><b>026425</b> <i>Deans</i></p>

	<p align="center"><b>B306</b> DOOR SEAT PLATE</p>	<p align="center"><b>B306</b> <i>Ventura</i></p>
	<p align="center"><b>B390</b> TAPPING PLATE M3 HARTMAN</p>	<p align="center"><b>B390</b> <i>Ventura</i> <b>WRIGHTBUS PS2</b></p>
	<p align="center"><b>B470</b> SWITCH CAM SHAFT 15</p>	<p align="center"><b>B470</b> <i>Ventura</i></p>
	<p align="center"><b>B750-372</b> VERTICAL DOOR PROFILE PS ELC</p>	<p align="center"><b>B750-372</b> <i>Ventura</i></p>
	<p align="center"><b>C130</b> TAPPING STRIP 2xM8</p>	<p align="center"><b>C130</b> <i>Ventura</i></p>
	<p align="center"><b>C215</b> LEVER SHAFT LEFT</p>	<p align="center"><b>C215</b> <i>Ventura</i></p>
	<p align="center"><b>C592</b> CATERPILLAR CABLE SUPPORT</p>	<p align="center"><b>C592</b> <i>Ventura</i></p>

	<p><b>C924</b> CATCH PIN</p>	<p><b>C924</b> <i>Ventura</i> WRIGHTBUS GEMINI DD PS (OLDER)</p>
	<p><b>D545</b> CATCH PIN ON PLATE LEFT (CATCH BLOCK = D803)</p>	<p><b>D545</b> <i>Ventura</i> WRIGHTBUS GEMINI DD PS (OLDER)</p>
	<p><b>D546</b> CATCH PIN ON PLATE RIGHT (CATCH BLOCK = D803)</p>	<p><b>D546</b> <i>Ventura</i> WRIGHTBUS GEMINI DD PS (OLDER)</p>
	<p><b>D548</b> ENDPLATE LH</p>	<p><b>D548</b> <i>Ventura</i></p>
	<p><b>D549</b> ENDPLATE RH</p>	<p><b>D549</b> <i>Ventura</i></p>
	<p><b>E089</b> PLATE</p>	<p><b>E089</b> <i>Ventura</i></p>
	<p><b>E096</b> CATCH PIN RIGHT (PS) (CATCH BLOCK = D803)</p>	<p><b>E096</b> <i>Ventura</i> WRIGHTBUS ECLIPSE SD PS + GEMINI DD PS (LATER) + STREETCAR PS, ADL E200 SD PS + E400 DD PS, EAST LANCS SD PS + OLYMPUS DD IG3/PS, MCV SD EVOLUTION PS, POLISH SCANIA OMNICITY DD IG3/PS, EAST LANCS Olympus DD IG3</p>

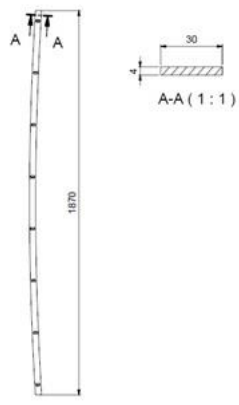




	<p><b>E097</b> CATCH PIN LEFT (PS)  (CATCH BLOCK = D803)</p>	<p><b>E097</b> <i>Ventura</i>  <b>WRIGHTBUS ECLIPSE SD PS + GEMINI DD PS (LATER) + STREETCAR PS, ADL E200 SD PS + E400 DD PS, EAST LANCS SD PS + OLYMPUS DD IG3/PS, MCV SD EVOLUTION PS, POLISH SCANIA OMNICITY DD IG3/PS, EAST LANCS Olympus DD IG3</b></p>
	<p><b>E508</b> END PLATE LEFT WELD ASSY</p>	<p><b>E508</b> <i>Ventura</i></p>
	<p><b>G955</b> PIVOT PLATE (IGP)</p>	<p><b>G955</b> <i>Ventura</i></p>
	<p><b>G967</b> SUPPORT PLATE</p>	<p><b>G967</b> <i>Ventura</i></p>
	<p><b>H036</b> DRIVE BRACKET ASSY</p>	<p><b>H036</b> <i>Ventura</i></p>
	<p><b>H047</b> SHAFT FOR IGP HEIGHT ADJUST</p>	<p><b>H047</b> <i>Ventura</i></p>
	<p><b>H132</b> POTENTIOMETER PLATE</p>	<p><b>H132</b> <i>Ventura</i></p>



	<p align="center"><b>H404</b> FLAP FRAME HIGH WELD ASSY 1290 LEFT</p>	<p align="center"><b>H404</b> <i>Ventura</i></p>
	<p align="center"><b>H460</b> FLAP FRAME HIGH WELD ASSY 1290 RIGHT</p>	<p align="center"><b>H460</b> <i>Ventura</i></p>
	<p align="center"><b>H469</b> SHAFT IG3 CYLINDER Ø12</p>	<p align="center"><b>H469</b> <i>Ventura</i></p>
	<p align="center"><b>H549</b> DOOR ARM LEFT PS EASTLANCS SD</p>	<p align="center"><b>H549</b> <i>Ventura</i></p>
	<p align="center"><b>H550</b> DOOR ARM RIGHT PSP EASTLANCS SD</p>	<p align="center"><b>H550</b> <i>Ventura</i></p>
	<p align="center"><b>H714</b> SLIDE PLATE POM LEFT</p>	<p align="center"><b>H714</b> <i>Ventura</i> WRIGHTBUS ECLIPSE SD IG3 + GEMINI DD IG3, ADL E300 SD IG3, EAST LANCS SD IG3 + OLYMPUS DD IG3, POLISH SCANIA OMNICITY DD IG3 , TEMSA SD IG4</p>
	<p align="center"><b>H793</b> SLIDE PLATE POM RIGHT</p>	<p align="center"><b>H793</b> <i>Ventura</i> WRIGHTBUS ECLIPSE SD IG3 + GEMINI DD IG3, ADL E300 SD IG3, EAST LANCS SD IG3 + OLYMPUS DD IG3, POLISH SCANIA OMNICITY DD IG3 , TEMSA SD IG4</p>

	<p><b>I275</b> CATCH WEDGE PS LH (CATCH BLOCK =J405)</p>	<p><b>I275</b> <i>Ventura</i> ADL E200 (MAY11-DEC12)</p>
	<p><b>I276</b> CATCH WEDGE PS RH (CATCH BLOCK =J405)</p>	<p><b>I276</b> <i>Ventura</i> ADL E200 (MAY11-DEC12)</p>
	<p><b>I366</b> DOOR ARM LEFT PSP ADL DD</p>	<p><b>I366</b> <i>Ventura</i></p>
	<p><b>I367</b> DOOR ARM RIGHT ADL DD</p>	<p><b>I367</b> <i>Ventura</i></p>
	<p><b>I500</b> CONTROL PLATE</p>	<p><b>I500</b> <i>Ventura</i></p>
	<p><b>I825</b> PORTAL SIDE STRIP ADL 1700L</p>	<p><b>I825</b> <i>Ventura</i></p>
	<p><b>I995</b> SLIDE PLATE LEFT EXTENDED</p>	<p><b>I995</b> <i>Ventura</i> WRIGHTBUS ECLIPSE SD IG4 + GEMINI DD IG4 + STREETLITE SD IG4 + NBFL IG4/IG4 PLAT, ADL E300 SD IG4 + E400 DD IG4, OPTARE SD TEMPO PS, MCV SD 112/124RLE IG4, MCV DD EVOSETI IG4</p>



	<p><b>I996</b> SLIDE PLATE RIGHT EXTENDED</p>	<p><b>I996</b> <i>Ventura</i>          WRIGHTBUS ECLIPSE SD IG4 + GEMINI DD IG4 + STREETLITE SD IG4 + NBFL IG4/IG4 PLAT, ADL E300 SD IG4 + E400 DD IG4, OPTARE SD TEMPO PS, MCV SD 112/124RLE IG4, MCV DD EVOSETI IG4</p>
	<p><b>K522</b> SLIDE PLATE LEFT</p>	<p><b>K522</b> <i>Ventura</i>          MCV SD 112/124RLE IG4</p>
	<p><b>K523</b> SLIDE PLATE RIGHT</p>	<p><b>K523</b> <i>Ventura</i>          MCV SD 112/124RLE IG4</p>
	<p><b>L737</b> IG4 FLAP FRAME SIDE PLATE</p>	<p><b>L737</b> <i>Ventura</i></p>
	<p><b>L778</b> FLAP BRACKET IG4</p>	<p><b>L778</b> <i>Ventura</i></p>
	<p><b>L846-001</b> (530mm)  <b>L846-002</b> (560mm)  <b>L846-004</b> (484mm)          IG4 FLAP ASSEMBLY LH          # = LENGTH CODE, SPECIFIC TO EACH VEHICLE &gt; ADL,MCV,WRIGHTBUS</p>	<p><b>L846-001</b> <i>Ventura</i>  <b>L846-002</b> <i>Ventura</i>  <b>L846-004</b> <i>Ventura</i>          ALL IG4 DOORS</p>
	<p><b>L865-001</b> (530mm)  <b>L865-002</b> (560mm)  <b>L865-004</b> (484mm)          IG4 FLAP ASSEMBLY RH          # = LENGTH CODE, SPECIFIC TO EACH</p>	<p><b>L846-001</b> <i>Ventura</i>  <b>L846-002</b> <i>Ventura</i>  <b>L846-004</b> <i>Ventura</i>          ALL IG4 DOORS</p>

	VEHICLE > ADL,MCV,WRIGHTBUS	
	<p><b>M478</b> PORTAL STRIP RS 1100 BLUEBIRD</p>	<p><b>M478</b> <i>Ventura</i></p>
	<p><b>M756</b> CONNECTOR BRACKET 22 POLE</p>	<p><b>M756</b> <i>Ventura</i> WRIGHTBUS PS2</p>
	<p><b>M918</b> SLIDE PLATE POM LEFT SMALL</p>	<p><b>M918</b> <i>Ventura</i> ADL E200 SD IG4</p>
	<p><b>M919</b> SLIDE PLATE POM RIGHT SMALL</p>	<p><b>M919</b> <i>Ventura</i> ADL E200 SD IG4</p>
	<p><b>O281</b> CATCH WEDGE PS LH (CATCH BLOCK = P261)</p>	<p><b>O281</b> <i>Ventura</i> ADL E200 (JAN13 &gt;) WRIGHTBUS STREETLITE &amp; NBFL, MCV DD EVOSETI DD</p>

	<p><b>O282</b> CATCH WEDGE PS RH (CATCH BLOCK = P261)</p>	<p><b>O282</b> <i>Ventura</i> ADL E200 (JAN13&gt;) WRIGHTBUS STREETLITE &amp; NBFL, MCV DD EVOSETI DD</p>
	<p><b>P840</b> TAPPING STRIP 2Xm5</p>	<p><b>P840</b> <i>Ventura</i> WRIGHTBUS IG4</p>
	<p><b>Q913</b> POM BLOCK BENDED DOOR</p>	<p><b>G419</b> <i>Ventura</i> WRIGHTBUS NBFL</p>
	<p><b>S851</b> DOORARM LEFT PS</p>	<p><b>S851</b> <i>Ventura</i> WRIGHTBUS PS2</p>
	<p><b>S852</b> DOORARM RIGHT PS</p>	<p><b>S852</b> <i>Ventura</i> WRIGHTBUS PS2</p>
	<p><b>S933</b> SIDE PLATE L</p>	<p><b>S933</b> <i>Ventura</i> WRIGHTBUS PS2</p>



	<p><b>VA0203</b> LH END PIECE</p>	<p><b>VA0203</b> <i>Ventura</i></p>
	<p><b>VA0204</b> RH END PIECE</p>	<p><b>VA0204</b> <i>Ventura</i></p>
	<p><b>VA3038</b> SWITCH PLATE ASSY</p>	<p><b>VA3038</b> <i>Ventura</i></p>
	<p><b>VA7473</b> COVER CENTRE WB</p>	<p><b>VA7473</b> <i>Ventura</i></p>
	<p><b>VA8529</b> PLATE SPINDLE NUT</p>	<p><b>VA8529</b> <i>Ventura</i></p>
	<p><b>VA9729</b> RS BEARING HOUSING ASSY</p>	<p><b>VA9729</b> <i>Ventura</i></p>

	<p><b>VB2533</b> LH END PIECE</p>	<p><b>VB2533</b> <i>Ventura</i></p>
	<p><b>VB2568</b> RH END PIECE</p>	<p><b>VB2568</b> <i>Ventura</i></p>