


TDS PRODUCT IMAGE SHEET – CATEGORY >

SEALS - BRUSH & RUBBER

Images	TDS Part Numbers & Description	OE References & (WHERE FITTED)
	<p>BRS001 25mm NYLON BRUSH (CUT TO SIZE – UPTO 3MTR)</p>	<p>205436 Peters</p>
	<p>BRS003 38mm NYLON BRUSH (CUT TO SIZE – UPTO 3MTR)</p>	<p>205428 Peters</p>
	<p>BRS005 51mm NYLON BRUSH (CUT TO SIZE – UPTO 3MTR)</p>	<p>205431 Peters</p>
	<p>BRS007 64mm NYLON BRUSH (CUT TO SIZE – UPTO 2.5MTR)</p>	<p>205433 Peters</p>
	<p>BRS009+10 76+80mm NYLON BRUSH</p>	<p>205435 Peters</p>
	<p>BSA Holder Assys BLACK RIGID PVC HOLDERS AVAILABLE WITH ANY BRUSH/SIZE/FORM COMBINATION AS REQD</p> <p>SUITABLE FOR ></p> <ul style="list-style-type: none"> • DRILLING • NOTCHING • BENDING • FORMING <p><< SEE PICTURE FOR EXAMPLES</p>	<p>Part Number Key: BSA**07-****-01 TDS, Ventura, Deans, Peters, Overton-Percy Lane Example: BSA6407-1200-01 Brush & holder Assy with 64mm Bristle, Cut To1200mm long</p>

	<p>EXT007C BRUSH HOLDER BLACK RIGID PVC 3MTR LENGTH</p>	<p>EXT007C TDS</p>
	<p>DS-049160 DEANS CARRIER BRUSH ARRANGEMENT</p>	<p>049160 TDS</p>
	<p>CAP016 NEOPRENE CAP – 1/2” WILL FIT OVER M12 HEX HD SCREW</p>	<p>046458 Deans</p>
	<p>CAP017 NEOPRENE CAP – 5/16” WILL FIT OVER M8 HEX HD SCREW</p>	<p>CAP017 TDS</p>
	<p>STP002 M6x20(16) RUBBER STOP</p>	<p>STP002 TDS</p>
	<p>STP003 M10x60(25) RUBBER STOP</p>	<p>STP003 TDS</p>
	<p>STP004 M8x60(22) RUBBER STOP</p>	<p>STP004 TDS</p>
	<p>STP012 M16x90(22) RUBBER STOP</p>	<p>H102289 Deans (ADL E200/E400 PS)</p>

	<p>GAS001 EXTERNAL EMERGENCY OPEN BUTTON GASKET</p>	<p>GAS001 TDS</p>
	<p>PLT100B SEAL RETAINING PLATE 2200x20 BLACK PLT100-1340 SEAL RETAINING PLATE 1340x20 BLACK</p>	<p>PLT100B TDS PLT100-1340 TDS # Retainer for Seals > 026414 Deans 215575 Peters + Other similar applications</p>
	<p>ATF1-###-## WIDTH – SEAL (mm) BOTTOM ACTIVE FLAP ASSYS EXAMPLE > ATF1-598-35</p>	<p>ATF1-###-## TDS (ALL TDS GLIDER DOORS, SIZE DOOR SPECIFIC)</p>
	<p>RUB002A VEHICLE APERTURE PLAIN SEAL 50mm x 2.5MTR</p>	<p>215575 Peters RUB002A TDS</p>
	<p>RUB004A TRAILING EDGE CAPPING SEAL 38mm PUSH-IN</p>	<p>RUB004A TDS</p>
	<p>RUB005A INNER GLAZING SEAL (MIN 10MTR)</p>	<p>RUB005A TDS</p>
	<p>RUB006A LEADING EDGE LIPPED NOSING RUBBER 38x62 – 2.3MTR</p>	<p>RUB006A TDS</p>

	<p>RUB009A UPPER GLASS EDGING RUBBER (MIN 10MTR)</p>	<p>RUB009A TDS</p>
	<p>RUB011A VEHICLE APERTURE LIPPED SEAL 50x50 (2200L APR20 >)</p>	<p>RUB011A TDS (TREKA 16 - TDS GLIDERS)</p>
	<p>RUB012 LOWER GLASS EDGING RUBBER (MIN 10MTR)</p>	<p>RUB012 TDS</p>
	<p>RUB013B 68x3 INSERTION RUBBER STRIP (10MTR COIL)</p>	<p>216368 Peters</p>
	<p>RUB013B-75 D/SHAFT RUBBER SEAL 75x68</p>	<p>216213 Peters</p>
	<p>RUB015B 150x3 INSERTION RUBBER STRIP (10MTR COIL)</p>	<p>215966/7 Peters</p>
	<p>RUB018B 150x1.5 INSERTION RUBBER STRIP (10MTR COIL)</p>	<p>RUB018B TDS</p>

	<p>RUB023A MALE HINGE SEAL 38x21 – 2.3MTR</p>	<p>RUB023A TDS</p>
	<p>RUB025A TRAILING EDGE SHORT LIPPED NOSING RUBBER 38x52 – 2.3MTR</p>	<p>RUB025A TDS</p>
 <p>RUB027</p>	<p>RUB027 NOSING RUBBER BUNG FOR SENSITIVE EDGE SEALING</p>	<p>RUB027 TDS</p>
 <p>RUB033</p>	<p>RUB033 EURO RUBBER FOAM BUNG</p>	<p>216125 Peters</p>
 <p>RUB034</p>	<p>RUB034 RUBBER GROMMET DOOR STOP</p>	<p>F02219 Deans 75F2219 Deans</p>
 <p>56-58mm</p>	<p>RUB044A VEHICLE APERTURE "T" SEAL 56-58mm x 2.5MTR</p>	<p>RUB044A TDS</p>
	<p>RUB045 RUBBER BOOT FOR (TRACK) ROD ENDS</p>	<p>RUB045 TDS # For Plug Door pivot arms. # See also BRG073 BRK070-28 SAB040</p> 

	<p>RUB046-01 BUTTON BOOT CAN BE CUT TO SUIT ALL BUTTON VARIANTS</p>	<p>RUB046-01 TDS</p> 
	<p>RUB051 "D" ADHESIVE BACK FOAM SEAL 10x12x2</p>	<p>RUB051 TDS</p>
	<p>RUB053-1976-L2 (E40 SENS LONG LIP RUB ASSY)</p>	<p>RUB053 TDS</p>
	<p>RUB054-1976-R2 (E40 SENS SHORT LIP RUB ASSY)</p>	<p>RUB054 TDS</p>
	<p>RUB058 STEP INSERT TIGER STRIPE</p>	<p>RUB058 TDS</p>
	<p>RUB063 SNAP ON RUBBER DRAUGHT SEAL (10x10x20)</p>	<p>RUB063 TDS</p>
	<p>RUB102 LIPPED NOSING RUBBER PDS EURODOOR</p>	<p>215709 Peters</p>

	<p>RUB103 PLAIN NOSING RUBBER PDS EURODOOR</p>	<p>215710 Peters</p>
	<p>RUB122-KIT OUTER SEAL FLAP KIT</p>	<p>215820 Peters</p>
	<p>RUB123-KIT OUTER SEAL FLAP KIT</p>	<p>216394 Peters</p>
	<p>RUB124-KIT OUTER SEAL FLAP KIT</p>	<p>216155 Peters</p>
	<p>RUB124-FLP SEAL FLAP ONLY</p>	<p>216156 Peters</p>
	<p>RUB125-KIT OUTER SEAL FLAP KIT</p>	<p>216357 Peters</p>
	<p>RUB129 40mm SNAP ON SEAL</p>	<p>214359 Peters</p>


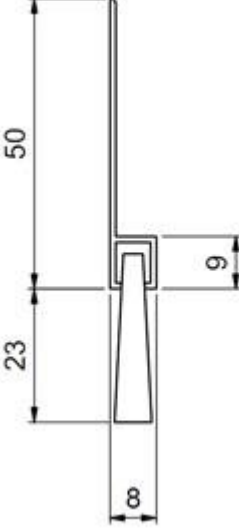



 <p>64mm</p>	<p>RUB200 64mm APERTURE SEAL</p>	<p>026414 <i>Deans</i></p>
 <p>RUB201</p>	<p>RUB201 RUBBER BOOT LOWER PIVOT</p>	<p>025444 <i>Deans</i></p>
 <p>RUB202</p>	<p>RUB202 PLAIN NOSING RUBBER 2.1m 71x30</p>	<p>031176 <i>Deans</i></p>
 <p>RUB203</p>	<p>RUB203 LIP NOSING RUBBER 2.1m 71x30</p>	<p>031177 <i>Deans</i></p>
 <p>RUB204</p>	<p>RUB204 LOWER VANE SEAL 38 x 482</p>	<p>041462 <i>Deans</i></p>
	<p>RUB209 ACTIVE VANE SEAL 106 x 493</p>	<p>041460 <i>Deans</i></p>
	<p>RUB210 LH POSITIVE SEAL ASSY 569mm No.1 DOOR RUB212 RH POSITIVE SEAL ASSY 569mm No.2 DOOR</p>	<p>H104521 <i>Deans</i> H104522 <i>Deans</i> (ADL E400)</p>

	<p>RUB220 LH POSITIVE SEAL ASSY 522mm No1 DOOR</p> <p>RUB221 RH POSITIVE SEAL ASSY 522mm No.2 Door</p>	<p>H109172 <i>Deans</i></p> <p>H109173 <i>Deans</i> (ADL E300)</p>
	<p>RUB238 LH POSITIVE SEAL ASSY 471mm No.1 DOOR FROM OUTSIDE</p> <p>RUB239 RH POSITIVE SEAL ASSY 471mm No.2 DOOR FROM OUTSIDE</p>	<p>H106702 <i>Deans</i></p> <p>H106703 <i>Deans</i> (ADL E200)</p>
	<p>RUB248 RH POSITIVE SEAL ASSY 538mm. C=225 FROM RIGHT TO LEFT No.2 DOOR FROM OUTSIDE</p>	<p>H108753 <i>Deans</i> (OPTARE Volvo B9 "Visionaire")</p>
	<p>RUB249 LH POSITIVE SEAL ASSY 538mm C=225 FROM LEFT TO RIGHT No.1 DOOR FROM OUTSIDE</p>	<p>H108752 <i>Deans</i> (OPTARE Volvo B9 "Visionaire")</p>
	<p>RUB211 COVER SEAL</p>	<p>043021 <i>Deans</i></p>
	<p>RUB215 UPVC GLAZING SECTION 2500L</p>	<p>032605 (D030498) <i>Deans</i></p>
	<p>RUB216 DOOR GLAZING STRIP 2500L</p>	<p>032606 (D030499) <i>Deans</i></p>

	<p>RUB224 DRAUGHT SEALING BAND</p>	<p>C25268 Deans</p> 
	<p>RUB225 ACTIVE FLAP/POSITIVE SEAL RUBBER PROFILE</p>	<p>H102089 Deans</p>
	<p>RUB228LH-366 LH ACTIVE FLAP ASSY No.1 DOOR</p>	<p>043017 Deans</p>
	<p>RUB228RH-366 RH ACTIVE FLAP ASSY No.2 DOOR</p>	<p>043018 Deans</p>
	<p>RUB252 KKT PLUG SLIDER COMPRESS EDGE NOSING RUBBER (2300MM) # SEE SENS EDGE BUNG RUB256</p>	<p>C100254 Deans</p>
	<p>RUB254 DEANS PS U FRAME SEAL (2.2MTR)</p>	<p>0100234 Deans</p>

	<p>RUB255 DEANS CAPPING SEAL</p>	<p>D49812 <i>Deans</i></p>
	<p>RUB256 RUBBER BUNG KEIKERT DOOR NOSING RUBBERS (SENS EDGE) # SEE NOSING RUBBER RUB252</p>	<p>E100237 <i>Deans</i></p>
	<p>RUB257 Cover – Rubber Boot [Door Motor/Arm Assy]</p>	<p>B104012 <i>BCE</i></p>
	<p>RUB269 Deans KKT Nosing Rubber D49806</p>	<p>H109669 <i>Deans</i></p>
	<p>B768 END RUBBER PROFILE IG3</p>	<p>B768 <i>Ventura</i></p>
	<p>C449 IG4 EDGE PROTECTION RUBBER # 100MTR ROLL = C449-100</p>	<p>C449 <i>Ventura</i> (WRIGHTBUS)</p>
	<p>C670 GLASS SEALING TAPE 3x9 BLACK</p>	<p>C670 <i>Ventura</i></p>




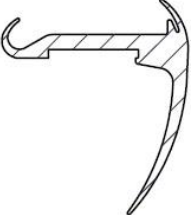


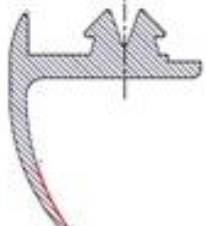
	<p>D251-002 PS U-FRAME RUBBER PROFILE TOP & SIDE</p>	<p>D251-002 <i>Ventura</i></p>
	<p>D273-001 DOOR SEAL MIDDLE (PS) 2200L NO CUTOUT</p>	<p>D273-001 <i>Ventura</i></p>
	<p>D273-002 DOOR SEAL MIDDLE (PS) 2200L LEFT CUTOUT</p>	<p>D273-002 <i>Ventura</i></p>
	<p>D273-003 DOOR SEAL MIDDLE (PS) 2200L RIGHT CUTOUT</p>	<p>D273-003 <i>Ventura</i></p>
	<p>D325 CUSHIONING RUBBER RING 6mm</p>	<p>D325 <i>Ventura</i></p>
	<p>D337-001 PORTAL SEAL</p>	<p>D337-001 <i>Ventura</i></p>

	<p>D373 PS BRUSH HOLDER ASSY 544x50 PREDRILLED</p>	<p>D373 <i>Ventura</i> (WRIGHTBUS GEMINI DD)</p>
	<p>D672 PS BRUSH HOLDER ASSY 523x23 PREDRILLED</p>	<p>D672 <i>Ventura</i> (ADL E200, WB NBFL)</p>
	<p>E251 SQUARE RUBBER PIECE</p>	<p>E251 <i>Ventura</i> (WRIGHTBUS PS2, NBFL PS, NFBL RS)</p>
	<p>F425 BRUSH HOLDER ASSY 564x73 PREDRILLED</p>	<p>F425 <i>Ventura</i> (WRIGHTBUS ECLIPSE SD PS)</p>
	<p>F597 IG DOORSEAL MIDDLE 2200mm</p>	<p>F597 <i>Ventura</i></p>



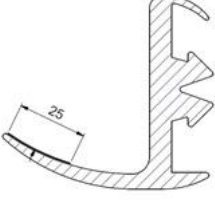
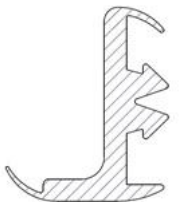




	<p>F629 IG4 FLAP BOTTOM RUBBER</p>	<p>F629 <i>Ventura</i></p>
	<p>F858 IG3 PORTAL RUBBER U-FRAME F617 OMNI</p>	<p>F858 <i>Ventura</i> (POLISH SCANIA OMNICITY DD)</p>
	<p>F904 PS BRUSH WITH HOLES L=499mm (FOR LH & RH DOOR LEAVES)</p>	<p>F904 <i>Ventura</i> (WRIGHTBUS ECLIPSE SD, POLISH SCANIA OMNI CITY)</p>
	<p>G397 PS D251-U FRAME H1815W564 (LH DOOR LEAF J475)</p> <p>NOTE OPPOSITE HAND AND ALL OTHER DOOR VARIANTS AVAILABLE ON ENQUIRY</p>	<p>G397 <i>Ventura</i> (WRIGHTBUS GEMINI SD)</p>
	<p>G446 FLAP TOP RUBBER (IG)</p>	<p>G446 <i>Ventura</i></p>
	<p>G952-001 RS Portal Seal</p>	<p>G952-001 <i>Ventura</i></p>

	<p>G952-012 RS PORTAL SEAL</p>	<p>G952-012 <i>Ventura</i> (BLUEBIRD SD)</p>
	<p>H446-001 IG3 PORTAL SEAL TOP – 1600L (I032, J165 PORTAL ASSY)</p>	<p>H446-001 <i>Ventura</i> (ADL E400 DD, POLISH SCANIA OMNACITY JAN08>)</p>
	<p>H452-001 IG PORTAL SEAL SIDE – 2200L (I032,J165,K092,K093,K095,K526 PORTAL ASSYS)</p>	<p>H452-001 <i>Ventura</i> (ADL E400 DD , WRIGHTBUS GEMINI DD IG4, EAST LANCS SD + OLYMPUS DD, WRIGHTBUS NBFL DD IG4, POLISH SCANIA OMNACITY IG3 JAN08>)</p>
	<p>I032 PORTAL RUBBER U PROFILE 1350</p>	<p>I032 <i>Ventura</i> (ADL E400 DD IG3)</p>
	<p>J163-001 PORTAL SEAL SIDE – 2350L (I694,J205,J462,J469 PORTAL ASSYS)</p>	<p>J163-001 <i>Ventura</i> (ADL E400 DD IG3, ADL E300 SD IG4 + E400 DD IG4, ADL E200 SD IG4)</p>
	<p>J164-001 PORTAL SEAL TOP – 1600L (I694,J205,J462,J469 PORTAL ASSYS)</p>	<p>J164-001 <i>Ventura</i> (ADL E400 DD IG3, ADL E300 SD IG4 + E400 DD IG4, ADL E200 SD IG4)</p>

	<p>I694 PORTAL RUBBER U PROFILE 1425</p>	<p>I694 <i>Ventura</i> (ADL E400 DUBLIN)</p>
	<p>J205 PORTAL RUBBER U PROFILE 1350</p>	<p>J205 <i>Ventura</i> (ADL E300 SD IG4 + E400 DD IG4)</p>
	<p>J462 PORTAL RUBBER U PROFILE 1200</p>	<p>J462 <i>Ventura</i> (ADL E200 SD IG4)</p>
	<p>J469 PORTAL RUBBER U PROFILE 1290</p>	<p>J469 <i>Ventura</i> (ADL E300 SD IG3/IG4 + E400 DD IG4)</p>
	<p>J684 SUPERSEAL TOP BRUSH (F416-1500)</p>	<p>J684 <i>Ventura</i> (ADL E400 PS)</p>
 <p><small>Corner lip of side and upper profiles to be chamfered in order to aid in low friction. Profile of door shown to decrease stress.</small></p>	<p>K092 (H506) PORTAL RUBBER U PROFILE 1290</p> <p># REPAIR PROFILES = H452-001 (SIDE) + K097-001 (TOP)</p>	<p>K092 <i>Ventura</i> (WRIGHTBUS ECLIPSE SD IG3 + GEMINI DD IG3, EAST LANCS SD IG3 WRIGHTBUS GEMINI DD IG4, EAST LANCS SD IG3 + OLYMPUS DD IG3, WRIGHTBUS ECLIPSE SD IG4, WRIGHTBUS STREETDECK DD IG4)</p>
	<p>K093 (J165) PORTAL RUBBER U PROFILE 1200</p> <p># REPAIR PROFILES = H452-001 (SIDE) + K097-001 (TOP)</p>	<p>K093 <i>Ventura</i> (POLISH SCANIA OMNICITY JAN08 >)</p>

<p>Views vulcanized corners</p> 	<p>K095 PORTAL RUBBER U PROFILE 1250 (HESS)</p> <p># REPAIR PROFILES = H452-001 (SIDE) + K097-001 (TOP)</p>	<p>K095 <i>Ventura</i> (WRIGHTBUS NBFL DD IG4)</p>
	<p>K962-001 DOOR SEAL MIDDLE GEN 3 L=2200mm K962-002 = LEFT CUTOUT K963-003 = RIGHT CUTOUT</p> <p># APR17 > REPLACING WITH VA4802</p>	<p>K962-001 <i>Ventura</i> K962-002 <i>Ventura</i> K962-003 <i>Ventura</i> ALL PS2</p>
	<p>K963-001 (U255) PS2 DOOR SEAL GEN3 L=2200mm (UFRAME SIDE/TOP)</p>	<p>K963-001 <i>Ventura</i></p>
	<p>L336-001 PORTAL SEAL TOP – 1600L</p> <p># USED ON L781,M442,M650 PORTAL SEAL ASSYS</p>	<p>L336-001 <i>Ventura</i> (MCV SD 112/124RLE/DD EVOSETI IG4, TEMSA SD IG4)</p>
	<p>L337-001 PORTAL SEAL SIDE – 2500L</p> <p># USED ON L781,M442,M650 PORTAL SEAL ASSYS</p>	<p>L337-001 <i>Ventura</i> (MCV SD 112/124RLE/DD EVOSETI IG4, TEMSA SD IG4)</p>
	<p>L781 PORTAL RUBBER U-FRAME 1350 # PROFILES VERT = L337-001, HORZ = L336-001)</p>	<p>L781 <i>Ventura</i> (MCV SD 112/124RLE/DD EVOSETI IG4, TEMSA SD IG4)</p>
	<p>M298 IG4 PORTAL SEAL IG TOP</p>	<p>M298 <i>Ventura</i> (WRIGHTBUS STREETLITE)</p>

	<p>M299 IG4 PORTAL SEAL IG SIDE L=2200</p>	<p>M299 Ventura (WRIGHTBUS STREETLITE)</p>
	<p>M300 IG4 PORTAL RUBBER U PROFILE 1290 (HESS) MIDI # PROFILES VERT = M299, HORZ = M298)</p>	<p>M300 Ventura (WRIGHTBUS STREETLITE)</p>
	<p>M442 IG4 PORTAL U-FRAME IG 1290 # PROFILES VERT = L337-001, HORZ = L336-001)</p>	<p>M442 Ventura (MCV SD 112/124RLE IG4 EVORA)</p>
	<p>N010 RUBBER COVERPLATE</p>	<p>N010 Ventura (WRIGHTBUS STREETLITE IGE)</p>
	<p>O430 IG4 BRUSH HOLDER ASSY 543x30 PRE-DRILLED NBFL</p>	<p>O430 Ventura (WRIGHTBUS NFBL)</p>
	<p>O708 IG4 PORTAL SEAL</p>	<p>O708 Ventura (WRIGHTBUS NFBL DR5)</p>
	<p>R042 IG4 SEAL VA0155-L 1880</p>	<p>R042 Ventura (WRIGHTBUS)</p>
	<p>R043 IG4 SEAL VA0155-R 1880</p>	<p>R043 Ventura (WRIGHTBUS)</p>

	<p>S857 PS2 SEAL P762-OL H1820W564</p>	<p>S857 Ventura (WRIGHTBUS)</p>
	<p>S858 PS2 SEAL P762-OR H1820W564</p>	<p>S858 Ventura (WRIGHTBUS)</p>
	<p>U446-001 IG4 PORTAL SEAL TOP 1600</p>	<p>U446-001 Ventura (ADL E200 MMC EV)</p>
	<p>U447-001 IG4 PORTAL SEAL SIDE 2200</p>	<p>U447-001 Ventura (ADL E200 MMC EV)</p>
	<p>U448 IG4 PORTAL RUBBER U-FRAME 1290 # PROFILES VERT = U447-001, HORZ = U446-001)</p>	<p>U448 Ventura (ADL E200 MMC EV)</p>
	<p>VA0184 / VA0186 IG4 SEAL VA0115-L 2200 / 2000 VA0185 / VA0187 IG4 SEAL VA0115-R 2200 / 2000</p>	<p>VA0184/VA0186 VA0185/VA0187 Ventura (ADL E200, WRIGHTBUS NBFL/ STREETLITE)</p>
	<p>VA2287 IGE SEAL VA0115-L 1870_8K2 VA2288 IGE SEAL VA0115-R 1870_8K2 # ASSY INCL SENS EDGE</p>	<p>VA2287 Ventura (WRIGHTBUS STREETLITE)</p>
	<p>V4286 IG4 PORTAL SEAL 1290 (STRIP MOUNTED)</p>	<p>VA4286 Ventura</p>

	<p>VA4802-001 PS2 DOOR SEAL MIDDLE GEN 4 L=2200mm VA4802-002 = LEFT CUTOUT VA04802-003 = RIGHT CUTOUT</p> <p># APR17 > REPLACING K962</p>	<p>VA4802-001 <i>Ventura</i> VA4802-002 <i>Ventura</i> VA4802-003 <i>Ventura</i></p>
	<p>VC1470 RS Door Seal Leading Edge</p>	<p>VC1470 <i>Ventura</i></p>

- Also see [SABOT/COVERS – ABS + STEEL](#) Category Sheet for other Peters & Deans internal brush assemblies