





TDS PRODUCT IMAGE SHEET –CATEGORY >FIXINGS, SPACERS & STOPS







Image	TDS Part Number & Description	OE & Alternative Part References
	<p>CIR001A CIRCLIP INTERNAL 1300-34</p>	<p>205074 <i>Peters</i></p>
	<p>CIR002A EXTERNAL E CIRCLIP N1500-0050</p>	<p>205105 <i>Peters</i></p>
	<p>CIR003A EXTERNAL E CLIP D1500-0090</p> <p>CIR008A EXTERNAL E CIRCLIP D1500-0120</p>	<p>205108 <i>Peters</i></p> <p>205110 <i>Peters</i></p>
	<p>CIR007A HINGE PIN E CLIP</p>	<p>CIR007A <i>TDS</i></p>
	<p>CIR009A EXTERNAL CICIP 1400-3/8</p>	<p>070002 <i>Deans</i></p> <p>75-19627 <i>Deans</i></p> <p>USED ON DEANS 16DIA DR/GUIDE SPINDLES</p>

	<p>NUT-Q-02 M6 DOOR BARREL NUT</p>	<p>200398 <i>Peters</i></p>
	<p>NUT04-HX-MS M4 HEX FULL NUT BZP</p>	<p>NUT04-HX-MS <i>TDS</i></p>
	<p>NUT05-HN-MS M5 HEX NYLOC NUT</p>	<p>071002 <i>Deans</i></p>
	<p>NUT7-16HN-MS LOCK NUT FOR UNIBALL E13306</p>	<p>E16422 <i>Deans</i></p>
	<p>NUT08-HN-MS M8 HEX NYLOC NUT</p>	<p>071007 <i>Deans</i></p>
 <p>NUT08HX-MS</p>	<p>NUT08-HX-MS M8 HEX FULL NUT BZP</p>	<p>NUT08-HX-MS <i>TDS</i></p>

	<p>NUT12-HH-MS M12 HALF HEX NUT</p> <p>NUT16-HH-MS M16 HALF HEX NUT</p>	<p>204221 <i>Peters</i></p> <p>071041 <i>Deans</i></p> <p>071082 <i>Deans</i></p>
	<p>NUTSP-05 CHROME 1/2" STARLOCK WASHER</p>	<p>044066 <i>Deans/Overtons</i></p>
	<p>NUTSP-06 M4 TURN BUCKLE WITH RH & LH THREADS</p>	<p>400193 <i>Deans</i></p>
	<p>PIN001 M5x50 grooved spring pin</p>	<p>214510 <i>Peters</i></p>
	<p>PIN002 M3x40 grooved spring pin</p>	<p>214511 <i>Peters</i></p>
 <p>PIN003A</p>	<p>PIN003A M1.5x12 SPRING PIN</p>	<p>PIN003A <i>TDS</i></p>
	<p>PIN010A M3x20 SPIROL PIN BZP</p>	<p>PIN010A <i>TDS</i></p>

	<p>PLG002A BLACK DOME PLUG (ATF STRIKER & HANDRAIL LOCKNUT ACCESS)</p>	<p>PLG002A TDS</p>
	<p>PLG011B M6x27 FIRTREE BUTTON BLACK</p>	<p>215144 Peters</p>
	<p>SCR001A M12x35mm HXHD SPL SCREW</p>	<p>215553 Peters</p>
 <p>td SOLUTIONS SCR002A 068012</p>	<p>SCR002A SPECIAL SCREW</p>	<p>068012 Deans</p>
	<p>SCR100610MA8 M6x10 SLOT-MUSHROOM HD BLACK NYLON SCREW</p>	<p>SCR100610MA8 TDS</p>
 <p>SCR10825-A1</p>	<p>SCR10825-A1 M8x25 HEX HD SCREW</p> <p>SCR10830-A1 M8x30 HEX HD SCREW</p>	<p>SCR10825-A1 TDS</p> <p>SCR10830-A1 TDS</p>
 <p>SCR11225-A1</p>	<p>SCR11225-A1 M12x25 HEX HEAD SCREW</p>	<p>204358 Peters</p>

	<p>SCR20816-A2 M8x16 BUTTON HD SOC SCREW</p> <p>SCR20820-A2 M8x20 BUTTON HD SOC SCREW</p> <p>SCR21045-A2 M10x45 BUTTON HD SOC SCREW</p>	<p>073031 <i>Deans</i></p> <p>073030 <i>Deans</i></p> <p>037172 <i>Deans</i></p>
	<p>SCR30330-A2 M3x30 SOC SCREW BZP</p>	<p>SCR30330-A2 <i>TDS</i></p>
	<p>SCR30816-A4 M8x16 SOC HD SCREW</p> <p>SCR30820-A4 M8x20 SOC HD SCREW</p>	<p>073053 <i>Deans</i></p> <p>SCR30820-A4 <i>TDS</i></p>
	<p>SCR30875M-A4 M8x75 SOC BOLT</p>	<p>H103925 <i>Deans</i></p>
 <p>SCR31460-A4</p>	<p>SCR31460-A4 M14x60 SOC HD SCREW</p>	<p>SCR31460-A4 <i>TDS</i></p>
	<p>SCR41240-A2 M12x40 SOC HD SHOULDER BOLT x M10</p>	<p>SCR41240-A2 <i>TDS</i></p>

	<p>SCR41640-A2 M16x40 SOC HD SHOULDER BOLT x M12</p>	<p>SCR41640-A2 TDS</p>
	<p>SCR50508-A1 M5x8 CSK SOC HD SCREW</p> <p>SCR50640-A1 M6x40 CSK SOC HD SCREW</p> <p>SCR50660-A1 M6x60 CSK SOC HD SCREW</p>	<p>SCR50508-A1 TDS</p> <p>SCR50640-A1 TDS</p> <p>SCR50660-A1 TDS</p>
	<p>SCR50820-A5 M8x20 CSK SOCKET SS SCREW</p> <p>SCR50825-A5 M8x25 CSK SOCKET SS SCREW</p>	<p>204730 Peters</p> <p>073701 Deans</p> <p>0110322 Deans</p> <p>204730 Peters</p>
 <p>SCR70625 PA1</p>	<p>SCR70625-PA1 M6x25 PAN TAPTITE SCREW</p>	<p>SCR70625-PA1 TDS</p>
	<p>SCR80616CA10 No6x5/8" CSK POZI BLK (BUTTON FIXING SCREW)</p>	<p>SCR80616CA10 TDS</p>
	<p>SCR80809PA-10 No8x3/8" SELFTAP PAN POZI BLK</p>	<p>SCR80809PA-10 TDS</p>

 SCR81020-FA1	<p>SCR81020-FA1 No10x3/4" SELFTAP FLANGED SCREW</p>	<p>SCR81020-FA1 TDS</p>
 SCR81025-PA1	<p>SCR81025-PA1 No10x1" SELFTAP PAN SCREW</p>	<p>SCR81025-PA1 TDS</p>
 SCR81220-PA1	<p>SCR81220-PA1 No12x3/4" SELFTAP PAN SCREW</p>	<p>SCR81220-PA1 TDS</p>
 SCR90606-C2	<p>SCR90606-C2 M6x6 GRUB SCREW</p>	<p>SCR90606-C2 TDS</p>
	<p>SPA007 DEANS BRACKET SPACER</p>	<p>H102218 Deans</p>
 SPA008	<p>SPA008 Adaptor ring for linak motor inside CRK031</p>	<p>215744 Peters</p>
	<p>SPA010 Ø14.0 BORE x 13.0 DEANS PIVOT SPACER</p>	<p>E24527 Deans</p>

	<p>SPA011 Ø14.0 BORE x 10.0 DEANS PIVOT SPACER</p>	<p>E26099 <i>Deans</i></p>
	<p>SPA012 Ø12.7 BORE x 7.5 DEANS PIVOT SPACER</p>	<p>025071 <i>Deans</i></p>
	<p>SPA032 LINAK INTERFACE PLATE</p>	<p>SPAC032 <i>TDS</i></p>
	<p>SPA034 RUBBER LOCK BRACKET SPACER (used with glass mounted lock handle HDL039T/ANC001)</p>	<p>SPAC034 <i>TDS</i></p> 
	<p>SPA035 =1xSPACER – Deans. used as a pair</p>	<p>104558 <i>Deans</i></p>
	<p>SPA037 REAR PIVOT BEARING SPACER (DEANS 106981)</p>	<p>106981 <i>Deans</i></p>
	<p>SPL001A CAP NUT</p>	<p>201351 <i>Peters</i></p>

	<p>L500-50-01/2/3 ACTIVE BUMP STOP ASSY BLACK (-01) CREAM (-02) BLUE (-03)</p>	<p>L500-50-01/2/3 TDS (ALL PNEU SHELFPLATES)</p>
 <p>STP001A</p>	<p>STP001A STOP COLLAR LONG Ø20x30xM8</p>	<p>216267 Peters</p>
	<p>STP002 M6x20(16) RUBBER STOP STP003 M10x60(25) RUBBER STOP STP004 M8x60(22) RUBBER STOP STP012 M16x90(22) RUBBER STOP</p>	<p>TDS TDS TDS H102289 Deans USED ON DEANS PS</p>
	<p>STP013 Ø25 RUBBER STOP M12x1.75 x 60 STUD</p>	<p>STP013 TDS</p>
	<p>L500-012 DOOR STOP COLLAR (PAINTED BLACK) Ø20x19xM8</p>	<p>L500-12 TDS</p>
	<p>WAS03RT-01 M3 SELF RETAIN WASHER</p>	<p>215537 Peters</p>

	<p>WAS03SH-J1 M3 SHAKEPROOF WASHER</p>	<p>WAS03SH-J1 TDS</p>
	<p>WAS06PL-M2 M6x30 DIA WASHER</p>	<p>WAS06PL-M2 TDS</p>
	<p>WAS08PL-A1 M8 PLAIN FORM A WASHER</p>	<p>WAS08PL-A1 TDS</p>
	<p>WAS08SP-B1 M8 SPRG RECT WASHER</p>	<p>WAS08SP-B1 TDS</p>
	<p>WAS9.7PL-SP2 THRUST RACE WASHER</p>	<p>068005 Deans</p>
	<p>WAS10PL-A1 M10 PLAIN FORM A WASHER</p> <p>WAS12PL-A1 M12 PLAIN FORM A WASHER</p>	<p>298163 Peters</p> <p>203860 Peters</p>

	<p>WAS12PL-B1 M12 PLAIN FORM B WASHER</p> <p>WAS12PL-C1 M12 PLAIN FORM C WASHER</p> <p>WAS12PL-G1 M12 PLAIN FORM G WASHER</p>	<p>203866 <i>Peters</i></p> <p>WAS12PL-C1 <i>TDS</i></p> <p>204041 <i>Peters</i></p>
	<p>WAS12PL-G8 M12 NYLON 2.5 WASHER</p>	<p>203937 <i>Peters</i></p>
	<p>WAS12PL-S1 HINGE THRUST WASHER</p>	<p>WAS12PL-S1 <i>TDS</i></p>
 <p>WAS12SP-B1</p>	<p>WAS12SP-B1 WASHER M12 SPRING RECT</p>	<p>203924 <i>Peters</i></p>
	<p>WAS12WA-A5 WAVEY WASHER</p>	<p>215552 <i>Peters</i></p>
 <p>068013</p> <p>WAS15.8PL-SP1</p>	<p>WAS15.8PL-SP1 SPINDLE WASHER</p>	<p>068013 <i>Deans</i></p>

	<p>WAS18PL-M8 M18 NYLON 1.6 WASHER</p>	<p>216029 <i>Peters</i></p>
	<p>WAS3-4PL-G8 WASHER 3/4 ID NYLON x2 THK</p>	<p>214663 <i>Peters</i></p>
	<p>A208 NUT DIN 934 M10 ZP</p>	<p>A208 <i>Ventura</i> WRIGHTBUS PS2</p>
	<p>A222 RETAINING RING DIN 471 A12</p>	<p>A222 <i>Ventura</i></p>
	<p>A249 M8 DIN125A WASHER ZP</p>	<p>A249 <i>Ventura</i></p>
	<p>A473 NUT DIN 985 M5 A2</p>	<p>A473 <i>Ventura</i> WRIGHTBUS STREETLITE IGE</p>

	<p>A497 ELBOW CONN TUBE 6-1/4 WABCO</p>	<p>A497 <i>Ventura</i></p>
	<p>A696 BOLT DIN 933 M6x16 DM</p>	<p>A696 <i>Ventura</i> WRIGHTBUS PS2</p>
	<p>A732 WASHER DIN 125A M6 ZP</p>	<p>A732 <i>Ventura</i></p>
	<p>A735 NUT M16x1.5</p>	<p>A735 <i>Ventura</i></p>
	<p>A760 BOLT M6x16 ZP</p>	<p>A760 <i>Ventura</i></p>
	<p>A764 NUT DIN 934 M6 ZP</p>	<p>A764 <i>Ventura</i></p>

	<p>A768 BOLT DIN 933 M8x16 ZP</p>	<p>A768 <i>Ventura</i> WRIGHTBUS PS2</p>
	<p>A775 BOLT M10x20 ZP</p>	<p>A775 <i>Ventura</i></p>
	<p>A763 WASHER DIN 125A M10 NYLON</p>	<p>A763 <i>Ventura</i> WRIGHTBUS PS2</p>
	<p>A767 BOLT DIN 933 M6x25 ZP</p>	<p>A767 <i>Ventura</i> WRIGHTBUS STREETLITE IGE</p>
	<p>A808 NUT DIN 934 M8 DM</p>	<p>A808 <i>Ventura</i> WRIGHTBUS PS2</p>
	<p>A839 SCREW DIN 7991 M5x10 ZP</p>	<p>A839 <i>Ventura</i></p>
	<p>A845 BOLT DIN 933 M8x20 DM</p>	<p>A845 <i>Ventura</i> WRIGHTBUS PS2</p>

	<p>A851 NUT DIN 934 M5 ZP</p>	<p>A851 <i>Ventura</i></p>
	<p>A891 BOLT DIN 912 M6x20 DM</p>	<p>A891 <i>Ventura</i> WRIGHTBUS PS2</p>
	<p>A898 WASHER DIN 125A M5 A2</p>	<p>A898 <i>Ventura</i> WRIGHTBUS IG4</p>
	<p>A988 BOLT DIN 912 M5x20 A2</p>	<p>A988 <i>Ventura</i> WRIGHTBUS STREETLITE IGE</p>
	<p>B326 BOLT DIN 912 M6x30 DM</p>	<p>B326 <i>Ventura</i> WRIGHTBUS PS2</p>
	<p>B486 BOLT M10x30</p>	<p>B486 <i>Ventura</i></p>

	<p>B585 PIVOT BOLT M6</p>	<p>B585 <i>Ventura</i> WRIGHTBUS STREETLITE IGE</p>
	<p>B492 NUT DIN 912 M5x12 A2</p>	<p>B492 <i>Ventura</i> WRIGHTBUS STREETLITE IGE</p>
	<p>B494 NUT DIN 985 M8 ZP</p>	<p>B494 <i>Ventura</i> WRIGHTBUS PS2</p>
	<p>B666 BOLT DIN 933 M8x25 ZP</p>	<p>B666 <i>Ventura</i> WRIGHTBUS PS2</p>
	<p>B706 BOLT M10x40 ZP</p>	<p>B706 <i>Ventura</i></p>
	<p>B713 NUT DIN 934 M8 L ZP</p>	<p>B713 <i>Ventura</i> WRIGHTBUS PS2</p>

	<p>B969 BOLT M10x25 ZP</p>	<p>B969 <i>Ventura</i></p>
	<p>C242 WASHER DIN 9021 M6 A2</p>	<p>C242 <i>Ventura</i> WRIGHTBUS STREETLITE IGE</p>
	<p>C252 BOLT DIN 912 M5x50 A2</p>	<p>C252 <i>Ventura</i> WRIGHTBUS PS2</p>
	<p>C397 SCREW DIN 7981 ST4 8x25 A4</p>	<p>C397 <i>Ventura</i> WRIGHTBUS IG4</p>
	<p>C456 Screw Din 916 M8x10 ZP</p>	<p>C456 <i>Ventura</i></p>
	<p>C506 BOLT DIN 912 M6x50 DM</p>	<p>C506 <i>Ventura</i> WRIGHTBUS PS2</p>

	<p>D326 SPACER RING D=21 POM</p>	<p>D326 <i>Ventura</i> WRIGHTBUS PS2</p>
	<p>D452 BOLT DIN 933 M8x12 ZP</p>	<p>D452 <i>Ventura</i></p>
	<p>D539 SCREW TORX T50 M12x30 BLK</p>	<p>D539 <i>Ventura</i></p>
	<p>D760 SPACER 16/10 PS # ASSOCIATED PARTS: H750 ROLLER ASSY, B706 BOLT</p>	<p>D760 <i>Ventura</i> # LOWER SHAFT ARM ROLLER PS DOORS</p>
	<p>D806 BOLT DIN 912 M6x12 DM</p>	<p>D806 <i>Ventura</i> WRIGHTBUS PS2</p>
	<p>D870 SK LOCKING DISK SPRING M8</p>	<p>D870 <i>Ventura</i></p>
	<p>D978 SPACER SHAFT</p>	<p>D978 <i>Ventura</i></p>

	<p>E009 SK LOCKING DISK M6</p>	<p>E009 <i>Ventura</i> WRIGHTBUS PS2</p>
	<p>E010 LOCKING DISK</p>	<p>E010 <i>Ventura</i></p>
	<p>E092 NUT DIN 439B M8 ZP</p>	<p>E092 <i>Ventura</i> WRIGHTBUS PS2</p>
	<p>E240 NUT 3xD M5</p>	<p>E240 <i>Ventura</i></p>
	<p>E241 SCREW DIN 963 M5x25 BLACK</p>	<p>E241 <i>Ventura</i></p>
	<p>E478 BOLT DIN 931 M8x110 ZP</p>	<p>E478 <i>Ventura</i> WRIGHTBUS IG4</p>
	<p>E567 WASHER M5 A2</p>	<p>E567 <i>Ventura</i> WRIGHTBUS IG4</p>
	<p>E692 BOLT DIN 912 M8x35 ZP</p>	<p>E692 <i>Ventura</i> WRIGHTBUS PS2</p>

	<p>F010 SPACER 19-15 L=5</p>	<p>F010 <i>Ventura</i> WRIGHTBUS IG4</p>
	<p>F534 BOLT M8x18 ZP</p>	<p>F534 <i>Ventura</i></p>
	<p>F591 NUT DIN 933 M6x12 ZP</p>	<p>F591 <i>Ventura</i> WRIGHTBUS STREETLITE IGE</p>
	<p>F693 SCREW DIN 7380 TX M8x16 DP</p>	<p>F693 <i>Ventura</i> WRIGHTBUS PS2</p>
	<p>F716 BOLT DIN 931 M8x100 ZP</p>	<p>F716 <i>Ventura</i></p>
	<p>G112 BOLT DIN 912 M5x16 A2</p>	<p>G112 <i>Ventura</i> WRIGHTBUS IG4</p>

	<p>G260 CABLE CLAMP</p>	<p>G260 <i>Ventura</i></p>
	<p>G419 SK LOCKING DISK M5</p>	<p>G419 <i>Ventura</i> WRIGHTBUS IG4</p>
	<p>G613 BLIND RIVET NUT</p>	<p>G613 <i>Ventura</i></p>
	<p>G932 IG HANDRAIL BOLT</p>	<p>G932 <i>Ventura</i></p>
	<p>H114 SK LOCKING DISK M16</p>	<p>H114 <i>Ventura</i> WRIGHTBUS IG4</p>

	<p>H119 SPACER POM L=30</p>	<p>H119 <i>Ventura</i></p>
	<p>H166 SCREW DIN 7981 ST4 8x16 C-H DP</p>	<p>H166 <i>Ventura</i> WRIGHTBUS PS2</p>
	<p>H470 PRECISION BOLT LOW</p>	<p>H470 <i>Ventura</i></p>
	<p>H671 SCREW M8x25 TORX ZP</p>	<p>H671 <i>Ventura</i></p>
	<p>H699 SCREW M8x16 TORX ZP</p>	<p>H699 <i>Ventura</i></p>
	<p>H832 SCREW M5x8 WITH FLANGE A2</p>	<p>H832 <i>Ventura</i> WRIGHTBUS IG4</p>

	<p>H901 HANDRAIL PLASTIC SPACER</p>	<p>H901 <i>Ventura</i></p>
	<p>I020 WASHER SPECIAL M8 (FOR GUIDE SPINDLES)</p>	<p>I020 <i>Ventura</i> WRIGHTBUS IG4</p>
	<p>I024 SCREW DIN 7380 10 9TX M8x30 DM</p>	<p>I024 <i>Ventura</i> WRIGHTBUS PS2</p>
	<p>I221 RING</p>	<p>I221 <i>Ventura</i></p>
	<p>I224 LOCKING NUT M16x1.5</p>	<p>I224 <i>Ventura</i></p>
	<p>I242 NUT M10 DIN 439B INOX</p>	<p>I242 <i>Ventura</i></p>

	<p>I369 SOFT STOP BUSH PU Ø16Ø6,5 L=16</p>	<p>I369 <i>Ventura</i></p>
	<p>I915 BOLT DIN 912 M8x70 ZP</p>	<p>I915 <i>Ventura</i> WRIGHTBUS PS2</p>
	<p>K684 BOLT DIN 933 M8x14 ZP</p>	<p>K684 <i>Ventura</i> WRIGHTBUS IG4</p>
	<p>L714 SPACER DIA 20-8.5 L=28 5</p>	<p>L714 <i>Ventura</i> WRIGHTBUS IG4</p>
	<p>L725 SK LOCKING DISK M8 A4</p>	<p>L725 <i>Ventura</i> WRIGHTBUS PS2</p>
	<p>L812 BOLT DIN 961 M16x1.5X100 ZP DOORSHAFT TOP IG4</p>	<p>L812 <i>Ventura</i> WRIGHTBUS IG4, NBFL IG4</p>
	<p>L886 PIVOT POINT BOLT</p>	<p>L886 <i>Ventura</i> NBFL IG4</p>

	<p>M210 SCREW DIN 7380 TX M8x20 DP</p>	<p>M210 <i>Ventura</i> WRIGHTBUS STREETLITE IGE</p>
	<p>M739 SCREW M6x16 TORX BLACK (IG FLAP COVER)</p>	<p>M739 <i>Ventura</i></p>
	<p>O689 M16x60(1.5) SOC HD SCREW (DOORSHAFT)</p>	<p>O689 <i>Ventura</i> WRIGHTBUS NBFL IG4 PLAT</p>
	<p>T778 GUIDE SHAFT END STOP</p>	<p>T778 <i>Ventura</i></p>