

**TDS PRODUCT IMAGE SHEET – CATEGORY >**








**FABRICATED & PLATES**


Images	TDS Part Numbers & Description	OE References & (WHERE FITTED)
	<p><b>ASY201T</b> SLIDE CLUTCH 100mm PURPLE SPRING (INST-046-06)</p> <p># ASY201T-02=REPLACEMENT SLIDE CLUTCH ARM ASSY-KIT</p>	<p><b>ASY201T</b> TDS TREKA BUS 16, MELLOR-MAXIMA+STRATA HF</p>
	<p><b>ASY201T-01</b> SLIDE CLUTCH 100mm PURPLE SPRING (INST-100-29)</p> <p># ASY201T-02=REPLACEMENT SLIDE CLUTCH ARM ASSY-KIT</p>	<p><b>ASY201T</b> TDS TREKA BUS 16, MELLOR-MAXIMA+STRATA HF</p>
	<p><b>ASY200T-02</b> SLIDE CLUTCH 100mm ARM ASSY-KIT (INST-014-27)</p> <p>(PP004-CH=CLUTCH PIN ONLY)</p>	<p><b>ASY200T-02</b> TDS TREKA BUS 16, MELLOR-MAXIMA+STRATA HF</p>
	<p><b>ASY202T</b> SLIDE CLUTCH 100mm BLACK SPRING (INST-014-07)</p> <p># ASY201T-02=REPLACEMENT SLIDE CLUTCH ARM ASSY-KIT</p>	<p><b>ASY202T</b> TDS PARRY PPM60</p>
	<p><b>ATF1-###-##</b> WIDTH – SEAL (mm) BOTTOM ACTIVE FLAP ASSYS</p> <p>EXAMPLE &gt; ATF1-598-35</p>	<p><b>ATF1-###-##</b> TDS (ALL TDS GLIDER DOORS, SIZE DOOR SPECIFIC)</p> <p>16R0210 16R0209 29455049</p>
	<p><b>L500-14</b> LOWER TAPPED BLOCK (EPSILON BOTTOM PANEL)</p>	<p><b>L500-14</b> TDS</p>

	<p><b>L500-40</b> HANDRAIL LOCKING NUT</p>	<p><b>L500-40</b> TDS</p>
	<p><b>L500-43</b> TRIPLE OFFSET TAP BLOCK</p>	<p><b>L500-43</b> TDS  DEP103280</p>
	<p><b>L500-51-116</b> <b>L500-51-192</b> <b>L500-51-252</b> <b>L500-52-270</b> <b>L500-51-316</b>  IG DOORSHAFT SLIDE PLATE</p>	<p><b>L500-51-116</b> TDS <b>L500-51-192</b> TDS 329450015 <b>L500-51-252</b> TDS 3232450098 <b>L500-52-270</b> TDS 3232450056 <b>L500-51-316</b> TDS 3232450097</p>
	<p><b>L500-57</b> ACTIVE FLAP HINGE</p>	<p><b>L500-57</b> TDS  29455038</p>
	<p><b>L500-58</b> HINGE PIN</p>	<p><b>L500-58</b> TDS</p>
	<p><b>PLT001A</b> VALVE MOUNT PLATE</p>	<p><b>PLT001A</b> TDS</p>

	<p><b>PLT002A</b> IG DOUBLE TAPPED PLATE</p>	<p><b>201352</b> <i>Peters</i></p>
	<p><b>PLT003A</b> IG SPH BEARING PLATE</p>	<p><b>215554</b> <i>Peters</i></p> <p>DP38175 DEP-00132 69L0012</p>
	<p><b>PLT006</b> SOLO BUTTON MOUNT PLATE</p>	<p><b>PLT006</b> <i>TDS</i></p>
	<p><b>PLT007</b> LOCK GUARD PLATE</p>	<p><b>PLT007</b> <i>TDS</i></p>
	<p><b>PLT008</b> MOTOR MOUNTING PLATE (EDRIVE)</p>	<p><b>PLT008</b> <i>TDS</i></p>
	<p><b>PLT009</b> DRIVE INTERFACE PLATE (EDRIVE)</p>	<p><b>PLT009</b> <i>TDS</i></p>
	<p><b>PLT017</b> IG ANTI RATTLE PLATE</p>	<p><b>PLT017</b> <i>TDS</i></p> <p><b>118438</b> <i>Peters</i></p> <p>6690800C66 DEP-0020 29450055</p>

	<p><b>PLT028</b> MOUNT PLATE FOR CONTROL KITS</p>	<p><b>PLT028</b> TDS</p>
	<p><b>PLT029</b> MOUNT PLATE FOR PCB/CONTROLS</p>	<p><b>213624</b> Peters</p>
	<p><b>PLT035</b> RUBBER FLAP RETAINER</p>	<p><b>PLT035</b> TDS</p>
	<p><b>PLT041</b> IG BEARING PLATE</p>	<p><b>217113</b> PDS</p>
	<p><b>PLT041+BRG023B</b> BEARING PLATE + 25 SPH ASSY</p>	<p><b>217113+216751</b> Peters</p>
	<p><b>PLT041+ASY031</b> BEARING PLATE + BRG ASSY</p>	<p><b>217113</b> <b>+205580/205590</b> Peters</p>
	<p><b>PLT043</b> IG CYLINDER MICROSWITCH PLATE</p>	<p><b>028048</b> Deans</p>

	<p><b>PLT053</b> PS GUIDE RAIL - DEANS</p>	<p><b>H102615</b> <i>Deans</i></p>
	<p><b>PLT063</b> PS GUIDE CHANNEL COVER</p>	<p><b>H101668</b> <i>Deans</i></p>
	<p><b>PLT100B</b> IG SEAL RETAINING PLATE 2200x20 BLACK <b>PLT100-1340</b> IG SEAL RETAINING PLATE 1340x20 BLACK</p>	<p><b># Retainer for Seals &gt;</b> <b>026414</b> <i>Deans</i> <b>215575</b> <i>Peters</i> + Other similar applications 32450105 69L0011 DEP-00024 DEP-00181</p>
	<p><b>PP004-CH</b> CLUTCH PIN CH-STEEL @ R.4 USED DRIVE MECH WITH A SLIDE CLUTCH SYSTEMS # SEE ASY200T...</p>	<p><b>PP004-CH</b> TDS</p>
	<p><b>PP004-NY</b> CLUTCH PIN NYLON USED ON MANUAL DOORS WITH A SLIDE CLUTCH SYSTEMS</p>	<p><b>PP004-NY</b> TDS</p>
	<p><b>ROD002-290-01</b> M12 x 360CTRS SPH LINK ROD ASSY KIT # OTHER SIZE/RODEND OPTIONS AVAILABLE</p>	<p><b>ROD002-290-01</b> TDS</p>
	<p><b>SPL015A</b> M12x64x12.7dia DR-GUIDE SPINDLE See ASY032T for assy</p>	<p><b>SPL015A</b> TDS <b>022648</b> <i>Overton</i></p>

	<p><b>SPL021A</b> SPINDLE PLATE ASSY</p>	<p><b>SPL021A</b> TDS</p>
	<p><b>SPL023</b> DOOR GUIDE SPINDLE LONG 16x97L</p>	<p><b>026426</b> Deans</p>
	<p><b>SPL024</b> DOOR GUIDE SPINDLE SHORT 16x71L</p>	<p><b>026425</b> Deans  16R0138</p>
 <p>B306</p>	<p><b>B306</b> DOOR SEAT PLATE</p>	<p><b>B306</b> Ventura  42-5145-306</p>
	<p><b>B390</b> PS MOUNT PLATE M3  #A368 MSWITCH</p>	<p><b>B390</b> Ventura WRIGHTBUS PS2  DEV-00263</p>
 <p>B750-372</p>	<p><b>B750-372</b> VERTICAL DOOR PROFILE PS ELC</p>	<p><b>B750-372</b> Ventura</p>
	<p><b>C130</b> IG TAPPING STRIP 2xM8</p>	<p><b>C130</b> Ventura  DEV-00079 6690826N33</p>


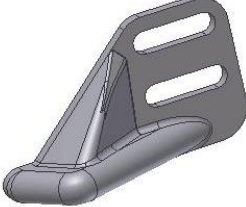
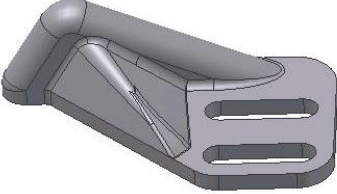

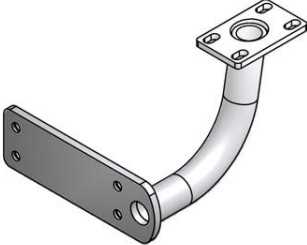
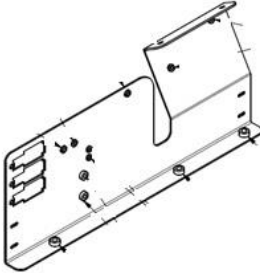

 <p>C215</p>	<p><b>C215</b> LEVER SHAFT LEFT</p>	<p><b>C215</b> <i>Ventura</i></p> <p>DED-00168</p>
 <p>C592</p>	<p><b>C592</b> CATERPILLAR CABLE SUPPORT</p>	<p><b>C592</b> <i>Ventura</i></p>
	<p><b>C731</b> KEY DIN 6885 A 3x3x16</p>	<p><b>C731</b> <i>Ventura</i></p>
	<p><b>C924</b> PS CATCH PIN</p>	<p><b>C924</b> <i>Ventura</i> <b>WRIGHTBUS GEMINI DD PS (OLDER)</b></p> <p>DED-00393</p>
	<p><b>D102</b> PS CAM ROLLER BRACKET</p>	<p><b>D102</b> <i>Ventura</i></p>
	<p><b>D538</b> THREAD BLOCK 2xM12</p>	<p><b>D538</b> <i>Ventura</i></p> <p>DED-00132 42-5145-008</p>
	<p><b>D545</b> PS CATCH PIN PLATE LH # CATCH BLOCK = D803</p>	<p><b>D545</b> <i>Ventura</i> <b>WRIGHTBUS GEMINI DD PS (OLDER)</b></p> <p>42-5145-025</p>

	<p><b>D546</b> PS CATCH PIN PLATE RH  # CATCH BLOCK = D803</p>	<p><b>D546</b> <i>Ventura</i> WRIGHTBUS GEMINI DD PS (OLDER)  42-5145-017</p>
	<p><b>D548</b> ENDPLATE LH</p>	<p><b>D548</b> <i>Ventura</i>  42-5145-102</p>
	<p><b>D549</b> ENDPLATE RH</p>	<p><b>D549</b> <i>Ventura</i>  42-5145-103</p>
	<p><b>D551</b> DOOR SHAFT 16&gt;10</p>	<p><b>D551</b> <i>Ventura</i>  42-5145-551</p>
	<p><b>E089</b> PLATE</p>	<p><b>E089</b> <i>Ventura</i></p>
	<p><b>E096</b> PS CATCH PIN PLATE RH  # CATCH BLOCK = D803</p>	<p><b>E096</b> <i>Ventura</i> WRIGHTBUS ECLIPSE SD PS + GEMINI DD PS (LATER) + STREETCAR PS, ADL E200 SD PS + E400 DD PS, EAST LANCS SD PS + OLYMPUS DD IG3/PS, MCV SD EVOLUTION PS, POLISH SCANIA OMNICITY DD IG3/PS, EAST LANCS Olympus DD IG3  DED-00383 6690821D31</p>
	<p><b>E097</b> PS CATCH PIN PLATE LH  # CATCH BLOCK = D803</p>	<p><b>E097</b> <i>Ventura</i> WRIGHTBUS ECLIPSE SD PS + GEMINI DD PS (LATER) + STREETCAR PS, ADL E200 SD PS + E400 DD PS, EAST LANCS SD PS + OLYMPUS DD IG3/PS, MCV SD EVOLUTION PS, POLISH SCANIA OMNICITY DD IG3/PS, EAST LANCS Olympus DD IG3  DED-00384 6690820D31</p>



	<p><b>E508</b> END PLATE LEFT WELD ASSY</p>	<p><b>E508</b> <i>Ventura</i></p>
	<p><b>G955</b> IG SUSPENSION PLATE</p>	<p><b>G955</b> <i>Ventura</i></p> <p>DEV-00090 6690804N26</p>
	<p><b>G967</b> SUPPORT PLATE</p>	<p><b>G967</b> <i>Ventura</i></p> <p>DEV-00377 6690805N26</p>
	<p><b>H047</b> IG3 DOORSHAFT HEIGHT ADJUSTER</p>	<p><b>H047</b> <i>Ventura</i></p> <p>DEV-00879 6690807N39</p>
	<p><b>H132</b> POTENTIOMETER PLATE</p>	<p><b>H132</b> <i>Ventura</i></p> <p>6690827E001</p>
	<p><b>H404</b> FLAP FRAME HIGH WELD ASSY 1290 LEFT</p>	<p><b>H404</b> <i>Ventura</i></p>
	<p><b>H460</b> FLAP FRAME HIGH WELD ASSY 1290 RIGHT</p>	<p><b>H460</b> <i>Ventura</i></p>

	<p><b>H469</b> SHAFT IG3 CYLINDER Ø12</p>	<p><b>H469</b> <i>Ventura</i></p> <p>DP038195</p>
	<p><b>H502</b> IG3 GUIDING BRACKET LH</p>	<p><b>H502</b> <i>Ventura</i></p> <p>DED-00420</p>
	<p><b>H508</b> IG3 GUIDING BRACKET RH</p>	<p><b>H508</b> <i>Ventura</i></p> <p>DED-00421</p>
	<p><b>H549</b> DOOR ARM LEFT PS EASTLANCS SD</p>	<p><b>H549</b> <i>Ventura</i></p>
	<p><b>H550</b> DOOR ARM RIGHT PSP EASTLANCS SD</p>	<p><b>H550</b> <i>Ventura</i></p>
	<p><b>H685</b> IG HANDRAIL END PIECE</p>	<p><b>H685</b> <i>Ventura</i></p> <p>6690802N208</p>
	<p><b>H714</b> IG SLIDE PLATE LH</p>	<p><b>H714</b> <i>Ventura</i> WRIGHTBUS ECLIPSE SD IG3 + GEMINI DD IG3, ADL E300 SD IG3, EAST LANCS SD IG3 + OLYMPUS DD IG3, POLISH SCANIA OMNICITY DD IG3, TEMSA SD IG4</p> <p>DED-00456 6690801N43</p>

	<p><b>H793</b> IG SLIDE PLATE RH</p>	<p><b>H793</b> <i>Ventura</i> WRIGHTBUS ECLIPSE SD IG3 + GEMINI DD IG3, ADL E300 SD IG3, EAST LANCS SD IG3 + OLYMPUS DD IG3, POLISH SCANIA OMNICITY DD IG3, TEMSA SD IG4</p> <p>DED-00456 6690800N43</p>
	<p><b>I275</b> PS CATCH WEDGE LH</p> <p># CATCH BLOCK = J405</p>	<p><b>I275</b> <i>Ventura</i> ADL E200 (MAY11-DEC12)</p> <p>6690800D252</p>
	<p><b>I276</b> PS CATCH WEDGE RH</p> <p># CATCH BLOCK = J405</p>	<p><b>I276</b> <i>Ventura</i> ADL E200 (MAY11-DEC12)</p> <p>6690801D252</p>
	<p><b>I366</b> PS DOOR ARM LH (ADL)</p>	<p><b>I366</b> <i>Ventura</i></p> <p>6690811N00</p>
	<p><b>I367</b> PS DOOR ARM RH (ADL)</p>	<p><b>I367</b> <i>Ventura</i></p> <p>66900026N33</p>
	<p><b>I500</b> PS CONTROL PLATE</p>	<p><b>I500</b> <i>Ventura</i></p> <p>6690832D31</p>
 <p>I825 - 1700mm</p>	<p><b>I825</b> PORTAL SIDE STRIP ADL 1700L</p>	<p><b>I825</b> <i>Ventura</i></p> <p>6690800N41</p>

	<p><b>I995</b> IG SLIDE PLATE LEFT EXTENDED</p>	<p><b>I995</b> <i>Ventura</i> WRIGHTBUS ECLIPSE SD IG4 + GEMINI DD IG4 + STREETLITE SD IG4 + NBFL IG4/IG4 PLAT, ADL E300 SD IG4 + E400 DD IG4, OPTARE SD TEMPO PS, MCV SD 112/124RLE IG4, MCV DD EVOSETI IG4</p> <p>DEV-00182 6690807D177</p>
	<p><b>I996</b> IG SLIDE PLATE RIGHT EXTENDED</p>	<p><b>I996</b> <i>Ventura</i> WRIGHTBUS ECLIPSE SD IG4 + GEMINI DD IG4 + STREETLITE SD IG4 + NBFL IG4/IG4 PLAT, ADL E300 SD IG4 + E400 DD IG4, OPTARE SD TEMPO PS, MCV SD 112/124RLE IG4, MCV DD EVOSETI IG4</p> <p>DEV-00167 6690808D177</p>
	<p><b>J242</b> LEVER STRIP</p>	<p><b>J242</b> <i>Ventura</i></p> <p>DEV-00437</p>
 <p>J593</p>	<p><b>J593</b> LEVER BLOCK</p>	<p><b>J593</b> <i>Ventura</i> MID PS / REAR RS</p> <p>DEV-00159</p>
	<p><b>J597</b> PS MOUNT PLATE M3 (L312 MSWITCH)</p>	<p><b>J597</b> <i>Ventura</i></p> <p>6690863L002</p>
	<p><b>K522</b> IG SLIDE PLATE LEFT</p>	<p><b>K522</b> <i>Ventura</i> MCV SD 112/124RLE IG4</p>
	<p><b>K523</b> IG SLIDE PLATE RIGHT</p>	<p><b>K523</b> <i>Ventura</i> MCV SD 112/124RLE IG4</p>

	<p><b>L737-CL05</b> IG4 FLAP FRAME SIDE PLATE</p>	<p><b>L737-CL05</b> <i>Ventura</i>  6690826D177</p>
	<p><b>L778</b> FLAP BRACKET IG4</p>	<p><b>L778</b> <i>Ventura</i>  DEV-00172 6690818F75</p>
	<p><b>L846-001</b> (530mm) <b>L846-002</b> (560mm) <b>L846-003</b> (509mm) <b>L846-004</b> (484mm) <b>L846-005</b> (410mm) IG4 FLAP ASSEMBLY LH view from inside  # BEARING BUSH = L745</p>	<p><b>L846-001</b> <i>Ventura</i> DEV-00337 6690800N208 <b>L846-002</b> <i>Ventura</i> 6690813N127 <b>L846-003</b> <i>Ventura</i> DEV-00114 <b>L846-004</b> <i>Ventura</i> 6690801D223 <b>L846-005</b> <i>Ventura</i> IG4 DOORS # = LENGTH CODE, SPECIFIC TO EACH VEHICLE &gt; ADL, MCV, WRIGHTBUS</p>
	<p><b>L865-001</b> (530mm) <b>L865-002</b> (560mm) <b>L865-003</b> (509mm) <b>L865-004</b> (484mm) <b>L865-005</b> (765mm) IG4 FLAP ASSEMBLY RH Viewed from inside  # BEARING BUSH = L745</p>	<p><b>L865-001</b> <i>Ventura</i> DEV-00336 6690800F84 <b>L865-002</b> <i>Ventura</i> 6690812N127 <b>L865-003</b> <i>Ventura</i> DEV-00140 <b>L865-004</b> <i>Ventura</i> 6690800D223 <b>L865-005</b> <i>Ventura</i> IG4 DOORS DEV-00131 # = LENGTH CODE, SPECIFIC TO EACH VEHICLE &gt; ADL, MCV, WRIGHTBUS</p>
	<p><b>M478</b> PORTAL STRIP RS 1100 BLUEBIRD</p>	<p><b>M478</b> <i>Ventura</i></p>

	<p><b>M756</b> CONNECTOR BRACKET 22 POLE</p>	<p><b>M756</b> <i>Ventura</i> WRIGHTBUS PS2</p> <p>DEV-00409</p>
	<p><b>M918</b> IG SLIDE PLATE LH SMALL</p>	<p><b>M918</b> <i>Ventura</i> ADL E200 SD IG4</p> <p>6690807D177</p>
	<p><b>M919</b> IG SLIDE PLATE RH SMALL</p>	<p><b>M919</b> <i>Ventura</i> ADL E200 SD IG4</p> <p>6690808D177</p>
	<p><b>N427</b> PIVOT PINT PLATE</p>	<p><b>N427</b> <i>Ventura</i> WBUS NBFL</p> <p>DEV-00412 6690802L002</p>
	<p><b>O281</b> PS2 CATCH WEDGE LH # CATCH BLOCK = P261</p>	<p><b>O281</b> <i>Ventura</i> ADL E200 (JAN13 &gt;) WRIGHTBUS STREETLITE &amp; NBFL, MCV DD EVOSETI DD</p> <p>DEV-00117 6690800D375</p>
	<p><b>O282</b> PS2 CATCH WEDGE RH # CATCH BLOCK = P261</p>	<p><b>O282</b> <i>Ventura</i> ADL E200 (JAN13&gt;) WRIGHTBUS STREETLITE &amp; NBFL, MCV DD EVOSETI DD</p> <p>DEV-00122 66908090</p>

	<p><b>O658</b> CATCH PIN BENDED DOOR</p>	<p><b>O658</b> <i>Ventura</i></p>
	<p><b>O664</b> IG4 ADAPTER SLIDE PLATE (NBFL)</p>	<p><b>O664</b> <i>Ventura</i></p> <p style="text-align: right;">DEV-00180</p>
	<p><b>P840</b> TAPPING PLATE M5</p>	<p><b>P840</b> <i>Ventura</i> WRIGHTBUS IG4</p> <p style="text-align: right;">DEV-00286 6690825S01</p>
	<p><b>Q913</b> POM BLOCK BENDED DOOR</p>	<p><b>Q913</b> <i>Ventura</i> WRIGHTBUS NBFL</p>
	<p><b>S851</b> PS DOOR ARM LH</p>	<p><b>S851</b> <i>Ventura</i> WRIGHTBUS PS2</p> <p style="text-align: right;">DEV-00421</p>
	<p><b>S852</b> PS DOOR ARM RH</p>	<p><b>S852</b> <i>Ventura</i> WRIGHTBUS PS2</p> <p style="text-align: right;">DEV-00422</p>

	<p><b>S930</b> CYLINDER BRACKET</p>	<p><b>S930</b> <i>Ventura</i></p>
	<p><b>S933</b> SIDE PLATE L</p>	<p><b>S933</b> <i>Ventura</i> <b>WRIGHTBUS PS2</b></p> <p>DEV-00398</p>
	<p><b>S986</b> PS CYLINDER EXTENSION</p>	<p><b>S986</b> <i>Ventura</i></p>
	<p><b>U537</b> BOTTOM SUPPORT L100 TOGGLENUTS</p>	<p><b>U537</b> <i>Ventura</i></p> <p>6690806S01</p>
	<p><b>U538</b> BOTTOM SUPPORT R100 TOGGLENUTS</p>	<p><b>U538</b> <i>Ventura</i></p> <p>6690805S01</p>
	<p><b>VA0203</b> LH END PIECE</p>	<p><b>VA0203</b> <i>Ventura</i></p>



	<p><b>VA0204</b> RH END PIECE</p>	<p><b>VA0204</b> <i>Ventura</i></p>
	<p><b>VA0912</b> PSE ROLLER BRACKET</p>	<p><b>VA0912</b> <i>Ventura</i></p>
	<p><b>VA1109</b> PSE SPINDLE NUT MOUNT PLATE</p>	<p><b>VA1109</b> <i>Ventura</i>  6690864L002</p>
	<p><b>VA2343</b> IG4 PORTAL PROFILE LH (P072) <b>VA2344</b> IG4 PORTAL PROFILE LH (P072)</p>	<p><b>VA2343</b> <i>Ventura</i> 2057804N01 <b>VA2344</b> <i>Ventura</i> 2057805N01</p>
	<p><b>VA3038</b> SWITCH PLATE ASSY</p>	<p><b>VA3038</b> <i>Ventura</i></p>
	<p><b>VA7473</b> COVER CENTRE WB</p>	<p><b>VA7473</b> <i>Ventura</i></p>

	<p><b>VA7776</b> Lever Block 12mm</p>	<p><b>VA7776</b> <i>Ventura</i></p>
	<p><b>VA8529</b> PSE PLATE SPINDLE NUT</p> <p># FIXING PARTS &gt; N806 BOLT, A732 WASHER</p>	<p><b>VA8529</b> <i>Ventura</i></p>
	<p><b>VA9729</b> RS BEARING HOUSING ASSY</p>	<p><b>VA9729</b> <i>Ventura</i></p>
	<p><b>VB2533</b> LH END PIECE</p>	<p><b>VB2533</b> <i>Ventura</i></p>
	<p><b>VB2568</b> RH END PIECE</p>	<p><b>VB2568</b> <i>Ventura</i></p>