

**TDS PRODUCT IMAGE SHEET – CATEGORY > ELECTRICAL**

Image	TDS Part Number & Description	OE & Alternative Part References (WHERE FITTED)
	<p><b>ELE001A</b>  <b>100mm Stroke</b>                      MICROSWITCH HOUSING                      Body Length =140</p>	<p><b>213213</b> <i>Peters</i>                      See installation set up guide                      EWL211-04D</p>
	<p><b>ELE002A</b>  <b>200mm Stroke</b>                      MICROSWITCH HOUSING                      Body Length = 240</p>	<p><b>216766</b> <i>Peters</i>                      See installation set up guide                      EWL211-04D</p>
	<p><b>ELE003A</b>  <b>150mm Stroke</b>                      MICROSWITCH HOUSING                      Body Length =190</p>	<p><b>Optare Alero</b> <i>Deans</i>                      Part of 21450108                      See installation set up guide                      EWL211-04D</p>
	<p><b>ELE004A</b>                      MOTOR <b>12V</b> (FORK END)                      # ONLY AVAILABLE WITH SPLINDLE                      PRE-ASSEMBLED</p>	<p><b>215729</b> <i>Peters (Deans)</i>                      See installation set up guide                      EWL211-04D</p>
	<p><b>ELE005A</b>                      MOTOR <b>24V</b> (FORK END)                      # ONLY AVAILABLE WITH SPLINDLE                      PRE-ASSEMBLED</p>	<p><b>215730</b> <i>Peters (Deans)</i>                      See installation set up guide                      EWL211-04D</p>
	<p><b>ELE006A</b>  <b>100mm Stroke</b>                      BRAKED SPINDLE                      Forked end Ø10 or 12                      Body=192 Fitted=182</p>	<p><b>215728</b> <i>Peters (Deans)</i></p>

	<p><b>ELE007A</b> <b>200mm Stroke</b> <b>NON-BRAKED SPINDLE</b> Forked end Ø10 or 12 Body=258 Fitted=248</p>	<p><b>216765</b> <i>Peters (Deans)</i></p>
	<p><b>ELE034A</b> <b>150mm Stroke</b> <b>NON-BRAKED SPINDLE</b> Forked end Ø10 or 12 Body=208 Fitted=199</p>	<p><i>Optare Alero</i> <i>Deans Part of 21450108</i></p>
	<p><b>ELE004-ELE006A</b> <b>12V</b> MOTOR x 100 STR <b>BRAKED SPINDLE ASSY</b> Forked both ends Ø10 or 12 Centres @ 289mm Spindle fitted=182</p>	<p><b>215729+8</b> <i>Peters (Deans)</i> See installation set up guide <b>EWL211-04D</b></p>
	<p><b>ELE005-ELE006A</b> <b>24V</b> MOTOR x 100 STR <b>BRAKED SPINDLE ASSY</b> Centres @ 289mm Spindle fitted=182</p>	<p><b>215730+8</b> <i>Peters (Deans)</i> See installation set up guide <b>EWL211-04D</b></p>
	<p><b>ELE005-ELE007A</b> <b>24V</b> MOTOR x 200 STR <b>NON-BRAKED SPINDLE ASSY</b> Forked both ends Ø10 or 12 Centres @ 356mm Spindle fitted=248mm</p>	<p><b>215730+65</b> <i>Peters (Deans)</i> See installation set up guide <b>EWL211-04D</b></p>

	<p><b>ELE009C</b> 24V DOOR LOCK MOTOR</p>	<p><b>216604</b> <i>Peters</i></p>
	<p><b>ELE010A</b> MICRO-SWITCH YOKE <i>USED IN LINAK MICROSWITCH HOUSINGS</i></p>	<p><b>217498</b> <i>Peters</i></p>
	<p><b>ELE011B</b> 24V DC RELAY PLUG IN TYPE MAN No .62.33.9.024.</p>	<p><b>214640</b> <i>Peters</i></p>
	<p><b>ELE012B</b> 12V DC RELAY PLUG IN TYPE MAN No .62.33.9.012.</p>	<p><b>214641</b> <i>Peters</i></p>
	<p><b>ELE013B</b> SINGLE POLE PLUG IN RELAY</p>	<p><b>215094</b> <i>Peters</i></p>
	<p><b>ELE015E</b> <b>4A. CIRCUIT BREAKER</b> <i>FOR USE WITH 24V MOTOR DRIVE</i></p>	<p><b>213660</b> <i>Peters</i></p>

	<p><b>ELE016E</b>  <b>8A. CIRCUIT BREAKER</b>          FOR USE WITH 12V MOTOR DRIVE</p>	<p><b>213670</b> <i>Peters</i></p>
	<p><b>ELE020A</b>          SINGLE POLE MICROSWITCH</p>	<p><b>200257</b> <i>Peters</i></p>
	<p><b>ELE021A</b>          DOUBLE POLE MICROSWITCH</p>	<p><b>200258</b> <i>Peters</i></p>
 <p><b>ELE022</b></p>	<p><b>ELE022A</b>          OMRON V15-1C5 MICROSWITCH</p>	<p><b>216270</b> <i>Peters</i></p>
	<p><b>ELE023G</b>          LONG ROLLER LEVER V3SYRI-UL          WATER PROOF</p>	<p><b>217554</b> <i>Peters</i></p>
	<p><b>ELE025T-01</b>          24V E-DRIVE MOTOR ASSY</p>	<p><b>ELE025T-01</b> <i>TDS</i></p>
	<p><b>ELE027P</b>          PCB RELAY 12V/25°</p>	<p><b>WED130319</b> <i>Percy Lane</i></p>

 <p>ELE028H</p>	<p><b>ELE028H</b> MICROSWITCH (FITTED IN LINAK MICROSWITCH HOUSING - 4.7mm TABS)</p>	<p><b>ELE028H</b> TDS</p>
	<p><b>BUT013A</b> BUTTON MICROSWITCH ELECTRIC</p>	<p><b>216388</b> Peters <b>026752</b> Deans</p>
 <p>ELE030</p>	<p><b>ELE030B</b> SINGLE POLE BASE (ELE013/014B)</p>	<p><b>215095</b> Peters</p>
	<p><b>ELE031T-01</b> 12V E-DRIVE MOTOR ASSY</p>	<p><b>ELE031T-01</b> TDS</p>
 <p>208mm 150mm Stroke</p>	<p><b>ELE034A</b> <b>150mm STR</b> <b>NON-BRAKED SPINDLE</b> Forked end Ø10 or 12 Body=208 Fitted=198</p>	<p><i>Optare Alero</i> <i>Deans Part of 21450108</i></p>
	<p><b>ELE040E</b> FOOTSWITCH PLASTIC C/W 2M CABLE</p>	<p><b>217955</b> Peters</p>
	<p><b>ELE041E</b> FOOTSWITCH METAL IP67 C/W 2M CABLE</p>	<p><b>217746</b> Peters</p>

 <p>ELE042</p>	<p><b>ELE042</b> FOOTSWITCH</p>	<p><b>ELE042</b> TDS</p>
	<p><b>ELE050F</b> LOW PRESSURE SWITCH PSF01</p>	<p><b>215072</b> Peters</p>
	<p><b>KIT002-07</b> LOW PRESSURE SWITCH KIT (ELE051G&gt;K)</p>	<p><b>033096</b> Deans</p>
 <p>ELE052</p>	<p><b>ELE052</b> INLINE PRESS SWITCH</p>	<p><b>ELE052</b> TDS</p>
 <p>ELE053B</p>	<p><b>ELE053B</b> PRESSURE SWITCH FOR HANDBRAKE</p>	<p><b>082-1100012</b> Peters</p>
 <p>ELE054</p>	<p><b>ELE054C</b> NO/NC PRESS SWITCH ADJ DIN RAIL MTG</p>	<p><b>214828</b> Peters <b>0123267</b> Deans</p>
 <p>ELE055</p>	<p><b>ELE055C</b> NC ELEC SWITCH (UDV)</p>	<p><b>214902</b> Peters</p>




	<p><b>ELE060H</b> 9-WAY LOOM PLUG</p>	<p><b>ELE060H</b> TDS</p>
	<p><b>ELE061H</b> MALE LOOM PIN</p>	<p><b>ELE061H</b> TDS</p>
	<p><b>ELE062H</b> 2-WAY PLUG HOUSING</p>	<p><b>ELE062H</b> TDS</p>
	<p><b>ELE064</b> RED FEMALE SHROUDED CRIMP</p>	<p><b>ELE064</b> TDS</p>
	<p><b>ELE067</b> EXP BRAIDED SLEEVE 5DIA</p>	<p><b>ELE067</b> TDS</p>
	<p><b>ELE068</b> SLEEVED CABLE GROMMET – 6.3 CABLE HOLE</p>	<p><b>217064</b> Peters</p>
	<p><b>ELE073H</b> SOCKET TERMINAL</p>	<p><b>ELE073H</b> TDS</p>

 <p><b>ELE096</b></p>	<p><b>ELE096A</b> SOLENOID COIL 24VDC (WABCO VALVE)</p>	<p><b>ELE096A</b> TDS</p>
	<p><b>ELE098</b> MICROSWITCH N31075XG</p>	<p><b>065009</b> Deans</p>
 <p><b>ELE099</b></p>	<p><b>ELE099</b> MICROSWITCH XGG2-88-S21</p>	<p><b>75/19869</b> Deans <b>298166</b> Peters</p>
	<p><b>ELE100J</b> RED WIRING LOOM CABLE 16/0.2MM S/CORE THN/WALL</p>	<p><b>ELE100J</b> TDS</p>
	<p><b>ELE101J</b> GREEN WIRING LOOM CABLE 16/0.2MM S/CORE THN/WALL</p>	<p><b>ELE101J</b> TDS</p>
	<p><b>ELE102J</b> BLACK WIRING LOOM CABLE 16/0.2MM S/CORE THN/WALL</p>	<p><b>ELE102J</b> TDS</p>
	<p><b>ELE108</b> MICROSWITCH ASSY V3SUL WATER PROOF</p>	<p><b>028192</b> Deans</p>



 <p><b>ELE121</b></p>	<p><b>ELE121</b> FOOT SWITCH AQUILINE</p>	<p><b>038607</b> <i>Deans</i></p>
	<p><b>ELE124</b> MICRO SWITCH ROLLER LEVER</p>	<p><b>ELE124</b> <i>TDS</i></p>
	<p><b>ELE128</b> PUSH BUTTON PANEL SWITCH (DOUBLE POLE)</p>	<p><b>F79-66A</b> (UF79-30A)</p>
	<p><b>ELE132</b> 12V RES 40-15A RELAY</p>	<p><b>ELE132</b> <i>TDS</i></p>
	<p><b>#2016 OBSOLETE -SEE ELE133-PLT FOR MASATS DOORS ONLY</b></p> <p><b>ELE133</b> 12V MOTOR BOSCH 0130-821-324 BODE MASATS</p>	<p><b>0130-821-324</b> <i>Masats</i></p>
	<p><b>ELE133-PLT</b> 12V MOTOR WITH MOUNTING PLATE <b>BODE MASATS DOOR ONLY</b></p>	<p><b>425313AO</b> <i>Masats</i></p>
	<p><b>ELE134</b> M-SWITCH 3-16 TABS</p>	<p><b>B201016</b> <i>BCE</i></p>

	<p><b>ELE135</b> M-SWITCH 3-16 TABS</p>	<p><b>B201015</b> BCE</p>
	<p><b>ELE136</b> M-SWITCH 3-16 TABS</p>	<p><b>B201013</b> BCE</p>
	<p><b>ELE137</b> MASATS 88316510 Other 716001650 MICROSWITCH</p>	<p><b>88316510</b> Masats</p>
	<p><b>ELE138</b> M/SWITCH PIN XGG2-88 1/4"@3.2N</p>	<p><b>026752</b> Deans</p>
	<p><b>ELE139</b> MASATS 88316529 Others 716001645 ROLLER MICROSWITCH (ALT SEE A368)</p>	<p><b>88316529</b> Masats</p>
	<p><b>ELE144-02</b> 2-WAY REC HOUSING KIT  # FOR USE WITH ELE158-02</p>	<p><b>ELE144-02</b> TDS</p>
	<p><b>ELE145-02</b> 3-WAY REC HOUSING KIT  # FOR USE WITH ELE158-01</p>	<p><b>ELE145-02</b> TDS</p>

	<p><b>ELE158-01</b> 3-WAY IP67 WATERPROOF MICROSWITCH (NO/NC) V3 ASSY</p>	<p><b>U181</b> <i>Ventura</i></p>
	<p><b>ELE158-02</b> 2-WAY IP67 WATERPROOF MICROSWITCH (NO/NC) V3 ASSY</p>	<p><b>ELE158-02</b> <i>TDS</i></p>
	<p><b>ELE160</b> INFRARED DOUBLE DETECTION KIT</p>	<p><b>ELE160</b> <i>TDS</i></p>
	<p><b>ELE161</b> MICROSWITCH - EMERGENCY PULL HANDLE BCE</p>	<p><b>B217025</b> <i>BCE</i></p>
	<p><b>ELE162</b> ELEC LOCK ACTUATOR</p>	<p><b>ELE162</b> <i>TDS</i></p>
	<p><b>ELE163</b> ILLUMINATED BUTTON CABLE 3MTR  # USE WITH BUT048,49,50</p>	<p><b>ELE163</b> <i>TDS</i></p>
	<p><b>ELE164</b> ILUM BUTTON CABLE 3PIN 5MTR</p>	<p><b>ELE164</b> <i>TDS</i></p>

	<p><b>ELE200K</b> INLINE KEY SWITCH</p>	<p><b>216464</b> <i>Peters</i></p>
	<p><b>ELE401</b> 6-28v BUZZER-FAST PULSE 12v=70-85db 24v=97db</p>	<p><b>ELE401</b> <i>TDS</i></p>
	<p><b>ELE402</b> 6-28v BUZZER-SLOW PULSE 12v=70-85db 24v=97db</p>	<p><b>ELE402</b> <i>TDS</i></p>
	<p><b>ELE403</b> 16-30v BUZZER- KAXON 80db FLAT TOP SOUNDER</p>	<p><b>ELE403</b> <i>TDS</i></p>
	<p><b>ELE500B</b> TIMER MULTI-PROGRAM 12-240V</p>	<p><b>ELE500B</b> <i>TDS</i></p>
	<p><b>ELE502</b> SINGLE SHOT TIMER 24V</p>	<p><b>ELE502</b> <i>TDS</i></p>
	<p><b>ELE616</b> 12/24V CD12 KMC ELEC CONTROL UNIT 216774-MK5</p> <p><b>ELE619</b> 24V CD14 KMC PNE CONTROL UNIT 217605</p>	<p><b>216774</b> <i>Peters</i></p> <p><b>217605</b> <i>Peters</i></p>

	<p><b>ELE617</b> SPEED SWITCH 24V (USED WITH DEANS DOORS)</p>	<p><b>JC252100</b> <i>Telma</i></p>
	<p><b>ELE618</b> DEANS POWER SUPPRESSOR</p>	<p><b>044951</b> <i>Deans</i></p>
	<p><b>ELE701</b> 24V CONTROL MODULE (YKM-380)</p>	<p><b>4308013</b> <i>Revar</i></p>
	<p><b>ELE702</b> 12 RH GEAR BOX &amp; MOTOR</p>	<p><b>100869</b> <i>Revar</i></p>
	<p><b>ELE703</b> 12V CONTROL MODULE REMOTE FOB OPTION</p>	<p><b>YKM-375TK</b> <i>Revar</i></p>
	<p><b>ELE902-06</b> CONTROL FASCIA PANEL SMALL 118x60 (DRILLED) FOR 12 OR 24V UNITS</p>	<p><b>B216050</b> <i>BCE</i></p>
	<p><b>ELE904</b> 12V ELECTRIC PLUG DOOR CONTROL BOX "GREEN" (USED WITH BCE DOORS)</p>	<p><b>11723011</b> <i>BCE</i></p>

	<p><b>ELE905</b> 12/24V DOOR CONTROL UNIT</p>	<p><b>42645W00</b> <i>Masats</i></p>
	<p><b>ELE906</b> 12V BCE CONTROL BOARD</p>	<p><b>B226010</b> <i>BCE</i></p>
	<p><b>ELE907</b> 12V BCE MOTOR (UNUS NMASRI A10/DF 12V 218039)</p>	<p><b>B218040</b> <i>BCE</i></p>
	<p><b>ELE908</b> 24V DOOR CONTROL UNIT</p>	<p><b>42629S24</b> <i>Masats</i></p>
	<p><b>ELE910</b> MASATS FOB KEY SWITCH</p>	<p><b>42925A00</b> <i>Masats</i></p>
	<p><b>ELE913-KIT</b> VERTICAL AND HORIZONTAL MICROSWITCH KIT</p>	<p><b>05M165IZ</b> <i>Masats</i></p>
	<p><b>ELE914</b> VERTICAL MICROSWITCH ACTUATION (BODE-MASATS 88316511)</p>	<p><b>88316511</b> <i>Masats</i></p>

	<p><b>ELE915</b> HORZ HOLDER for 2xM-SWITCHES (BODE-MASATS)</p>	<p>Part of <b>05M165IZ</b> Masats</p>
	<p><b>ELE916</b> "B" HORZ HOLDER for 2xM-SWITCHES (BODE-MASATS)</p>	<p><b>ELE916</b> TDS PART OF ELE918</p>
	<p><b>ELE917</b> "B" VERTICAL MICROSWITCH ACTUATION (BODE-MASATS 88316511)</p>	<p><b>88316510</b> Masats PART OF ELE918</p>
	<p><b>ELE918</b> "B" VERTICAL AND HORIZONTAL MICROSWITCH KIT</p>	<p><b>ELE918</b> TDS</p>
	<p><b>ELE919</b> 12/24V DOOR CONTROLUNIT (REMOTE CONTROLLED)</p>	<p><b>42670D00</b> Masats</p>
	<p><b>ELE921</b> 12/24V DOOR CONTROLUNIT (REMOTE CONTROLLED)</p>	<p><b>42651Z00</b> Masats</p>

	<p><b>ELE925</b> 12/24V DOOR CONTROL UNIT (REMOTE CONTROLLED)</p>	<p><b>42670A00</b> Masats</p>
	<p><b>ELE926</b> 24V BCE LH MOTOR (UNUS NMASRI A30/DF 24V (218042)</p>	<p><b>B218043</b> BCE</p>
	<p><b>ELE927</b> BCE LH GEAR BOX ASSY (NO MOTOR SUPPLIED)</p>	<p><b>ELE927</b> IS PART OF COMPLETE BCE ASSY <b>700174=12V</b> BCE <b>700106=24V</b> BCE</p>
	<p><b>ELE928</b> 24V BCE LH GEAR BOX ASSY WITH MOTOR+COVER</p> 	<p><b>700106</b> BCE</p>
	<p><b>ELE929</b> 12V BCE LH GEAR BOX ASSY WITH MOTOR + COVER</p> 	<p><b>B700174</b> BCE <b>(700107)</b> BCE</p>
	<p><b>ELE940</b> 12V BCE RH GEAR BOX ASSY WITH MOTOR + COVER</p> 	<p><b>B700172</b> BCE <b>(700107)</b></p>




	<p><b>ELE938</b> 24V MASATS MOTOR UNIT</p>	<p><b>32569A24</b> <i>Masats</i></p>
	<p><b>ELE936</b> 12/24V MASATS CONTROL UNIT</p>	<p><b>42645Z00</b> <i>Masats</i></p>
	<p><b>EWL236</b> SPIDER WIRING LOOM FOR ELE904</p>	<p><b>B219159</b> <i>BCE</i></p>
	<p><b>EWL200</b> REED SWITCH LOOM ASSY (PNE013B NORMALLY <b>OPEN</b>)  # EWL200S INCLUDES 2x KIT002-07 LOW PRESS SWITCHES</p>	<p><b>EWL200</b> <i>TDS</i> (OPTARE VEHICLES - TDS SHELFPLATE)</p>
	<p><b>EWL203</b> REED SWITCH LOOM ASSY (PNE018B NORMALLY <b>CLOSED</b>)  # EWL203S INCLUDES 2x KIT002-07 LOW PRESS SWITCHES</p>	<p><b>EWL203</b> <i>TDS</i> (OPTARE VEHICLES - TDS SHELFPLATE)</p>
	<p><b>EWL212</b> EDRIVE REED SWITCH LOOM ASSY (PNE018B NORMALLY CLOSED)</p>	<p><b>EWL212</b> <i>TDS</i> (TREKABUS VEHICLES - TDS SHELFPLATE)</p>
	<p><b>EWL225</b> REED SWITCH LOOM ASSY (INCL PNE013B + PNE018B)</p>	<p><b>EWL225</b> <i>TDS</i> (DENNIS EAGLE DUSTCART)</p>

	<p><b>PNE059</b> 8mm CONNECTOR 3-CORE x 3MTRS &gt; PNE050U (048486)</p>  <p>PNE050U=DEANS 048486</p>	<p><b>049487</b> <i>Deans</i> ADL E200 SD ADL E400 DD</p>
	<p><b>KIT002-05</b> SDU SENS EDGE PRESS SWITCH KIT</p>	<p><b>KIT002-05</b> <i>TDS</i></p>
 <p>EWL201</p>	<p><b>EWL201</b> HALOGEN DOWNLIGHT ASSY 2014 REPLACING WITH LIT009-04</p>	<p><b>EWL201</b> <i>TDS</i></p>
 <p>LIT001A</p>	<p><b>LIT001A</b> HALOGEN DOWN LIGHT 24V (BULB = LIT004A) OBSOLETE FROM JAN14</p>	<p><b>216392</b> <i>Peters</i></p>
	<p><b>LIT004A</b> 28V x 20W HALOGEN BULB (FOR DOWNLIGHT LIT001A)</p>	<p><b>216393</b> <i>Peters</i></p>
	<p><b>LIT006A</b> 8 LED G4 BULB 8-30V COOL WHITE FITS ALL G4 TYPE DOWNLIGHTS ALTERNATIVE/UPGRADE TO HALOGEN</p>	<p><b>LIT006A</b> <i>TDS</i></p>

	<p><b>LIT009-24</b> 17 LED DOWNLIGHT – 24V</p> <p>REPLACEMENT/UPGRADE FOR OBSOLETE LIT001A/EWL201 OR SIMILAR DOWNLIGHT</p>	<p><b>LIT009-24</b> TDS</p>
	<p><b>LIT008-300-24</b> (24V) <b>LIT008-300-12</b> (12V)</p> <p>LED STRIP DOWNLIGHT</p> <p>ALTERNATIVE LED DOWNLIGHT</p>	<p><b>LIT008-300-24</b> TDS <b>LIT008-300-12</b> TDS</p>
	<p><b>LIT005A</b> 24/12 LINEAR VOLT CONVERTER</p>	<p><b>217825</b> Peters</p>
 <p>LIT007</p>	<p><b>LIT007</b> 24V SHELFPLATE DOWNLIGHT (INTEGRAL HALOGEN BULB)</p>	<p><b>038231</b> Deans</p>
	<p><b>PCB001A</b> UNIVERSAL PCB PDS</p>	<p><b>215898</b> Peters</p>
	<p><b>PCB001-K02</b> 12V CONTROL PCB ASSY/KIT INST014-012</p>	<p><b>PCB001-K02</b> TDS</p>
	<p><b>PNE001A</b> REED SWITCH/SENSOR</p>	<p><b>216993-09</b> Peters <b>214760</b> Peters</p>

	<p><b>PNE001B</b> REED SWITCH/SENSOR</p>	<p><b>218073-006</b> <i>Peters</i></p>
	<p><b>PNE013B</b> REED SWITCH (NORMALLY OPEN STATE)</p>	<p><b>PNE013B</b> <i>TDS</i></p>
	<p><b>PNE018B</b> REED SWITCH (NORMALLY CLOSED STATE)</p>	<p><b>PNE018B</b> <i>TDS</i></p>
	<p><b>PNE028U</b> REED SWITCH P8S-GSFLX</p>	<p><b>049597</b> <i>Deans</i> <b>H108537</b> <i>Deans</i> ADL E200 SD ADL E400 DD</p>
	<p><b>DEANS HOLDING MAGNET</b></p>	
	<p><b>A155</b> MICROSWITCH K5</p>	<p><b>A155</b> <i>Ventura</i> PART OF A159/A160</p>
	<p><b>A358</b> PRESURE SWITCH <b>NC</b> 2 BAR M12x1.5</p>	<p><b>A358</b> <i>Ventura</i> Wabco 4410140060 WRIGHTBUS GEMINI DD IG4/PS + STREETLITE SD IG4 + NBFL DD IG4, POLISH SCANIA OMNICITY DD PS</p>

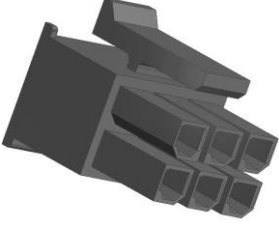

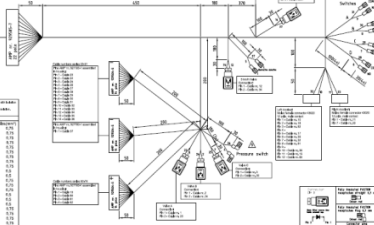

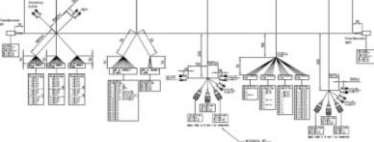
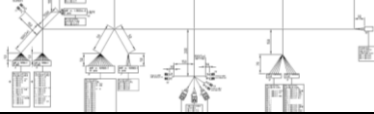
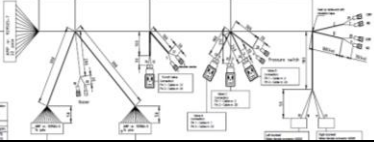
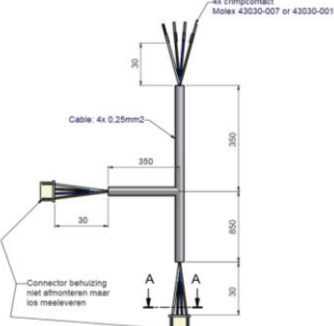
	<p><b>A368</b> MICROSWITCH HARTMANN # SECURING SCREW - B396</p>	<p><b>A368</b> <i>Ventura</i> WRIGHTBUS ECLIPSE SD PS + GEMINI DD PS + STREETCAR PS + STREETLITE SD PS + NBFL DD IG4 PLAT/PS, ADL E200 SD PS + E400 DD PS, PLAXTON PRESIDENT DD PS, EAST LANCS SD PS + OLYMPUS DD PS, OPTARE SD PS TEMPO + VERSA, MCV SD EVOLUTION PS, BLUEBIRD SD RS</p>
 <p>A976</p>	<p><b>A976</b> CONNECTOR DIN B WITH VARISTOR 24</p>	<p><b>A976</b> <i>Ventura</i> IG3/PS</p>
 <p>C248</p>	<p><b>C248</b> ELECTRIC CONTROL UNIT MTS PX</p>	<p><b>C248</b> <i>Ventura</i> POLISH SCANIA OMNICITY DD IG3/PS</p>
 <p>C249</p>	<p><b>C249</b> PRESSURE SWITCH <b>NO</b> 4 BAR M12x1.5</p>	<p><b>C249</b> <i>Ventura</i> Wabco 4410140170</p>
 <p>C260</p>	<p><b>C260</b> POTENTIOMETER</p>	<p><b>C260</b> <i>Ventura</i> POLISH SCANIA OMNICITY DD IG3 &lt; 2007</p>
 <p>C334</p>	<p><b>C334</b> PRESSURE SWITCH NC 4BAR</p>	<p><b>C334</b> <i>Ventura</i> BLUEBIRD SD RS</p>
	<p><b>C943</b> CABLE LOOM SENSITIVE EDGES</p>	<p><b>C943</b> <i>Ventura</i> POLISH SCANIA OMNICITY DD IG3/PS</p>

	<p><b>D331-001</b> SENSITIVE EDGE 1905</p> <p><b>D331-003</b> SENSITIVE EDGE 1930</p>	<p><b>D331-001</b> <i>Ventura</i> ADL E200 IG4, WRIGHTBUS NBFL DD IG4 PLAT , NBFL IG4, NBFL IG4 PLAT, NBFL PS, NBFL RS # FROM DEC12</p> <p><b>D331-003</b> <i>Ventura</i> WRIGHTBUS ECLIPSE SD IG4</p>
	<p><b>D331-004</b> SENSITIVE EDGE 1870</p> <p><b>D331-005</b> SENSITIVE EDGE 1980</p>	<p><b>D331-004</b> <i>Ventura</i> WRIGHTBUS NBFL DD IG4</p> <p><b>D331-005</b> <i>Ventura</i> EAST LANCS SD PS</p>
	<p><b>D331-010</b> SENSITIVE EDGE 1895</p>	<p><b>D331-008</b> <i>Ventura</i> WRIGHTBUS GEMINI DD PS, EAST LANCS OLYMPUS DD PS</p> <p><b>D331-010</b> <i>Ventura</i> ADL E200 SD PS</p>
	<p><b>D331-014</b> (D331-068) SENSITIVE EDGE 1955</p> <p><b>D331-021</b> SENSITIVE EDGE 2030</p>	<p><b>D331-014</b> <i>Ventura</i> WRIGHTBUS STREETCAR PS, MCV SD EVOLUTION PS</p> <p><b>D331-021</b> <i>Ventura</i> TEMSA SD IG4</p>
	<p><b>D331-022</b> SENSITIVE EDGE 1760</p> <p><b>D331-023</b> SENSITIVE EDGE 1715</p>	<p><b>D331-022</b> <i>Ventura</i> ADL E400 DD IG3/PS, POLISH SCANIA OMNICITY DD IG3/PS, BLUEBIRD RS</p> <p><b>D331-023</b> <i>Ventura</i> EAST LANCS SD PS + OLYMPUS DD PS, POLISH SCANIA OMNICITY DD IG3/PS</p>
	<p><b>D331-024</b> SENSITIVE EDGE 1800</p> <p><b>D331-025</b> SENSITIVE EDGE 2000</p>	<p><b>D331-024</b> <i>Ventura</i> BLUEBIRD RS 2012&gt; WRIGHTBUS PS2</p> <p><b>D331-025</b> <i>Ventura</i> MCV SD EVOLUTION PS</p>
	<p><b>D331-040</b> (D331-008) SENSITIVE EDGE 1850</p> <p><b>D331-078</b> SENSITIVE EDGE 1780</p>	<p><b>D331-024</b> <i>Ventura</i> WRIGHTBUS GEMINI DD IG4</p> <p><b>D331-078</b> <i>Ventura</i> MCV DD EVOSETI IG4</p>



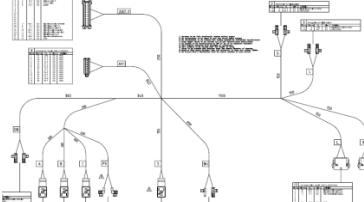

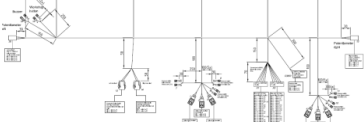
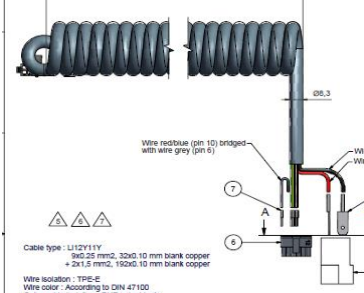
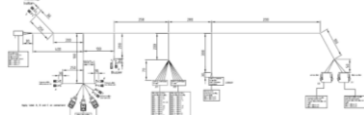

	<p><b>D331-002</b> (D331-072) SENSITIVE EDGE 1778 (1.2 KOHM)</p> <p><b>D331-051</b> SENSITIVE EDGE 1910 (1.2 KOHM)</p> <p><b>D331-060</b> SENSITIVE EDGE 1800 (1.2 KOHM)</p>	<p><b>D331-002</b> <i>Ventura</i> MCV DD EVOSETI</p> <p><b>D331-051</b> <i>Ventura</i> WRIGHTBUS NBFL DD IG4/IG4 PLAT</p> <p><b>D331-060</b> <i>Ventura</i> BLUEBIRD SD RS <u>ELEC</u></p>
	<p><b>D331-041</b> SENSITIVE EDGE 1970 (8.2 KOhm)</p> <p><b>D331-065</b> SENSITIVE EDGE 1920 (8.2 KOhm)</p> <p><b>D331-042</b> (D331-081) SENSITIVE EDGE 1840 (8.2 KOhm)</p>	<p><b>D331-065</b> <i>Ventura</i> BYD SD IG4</p> <p><b>D331-065</b> <i>Ventura</i> ADL E200 MMC</p> <p><b>D331-042</b> <i>Ventura</i> WRIGHTBUS STREETLITE IGE</p>
	<p><b>D340</b> POTENTIOMETER 180 DEG.</p>	<p><b>D340</b> <i>Ventura</i> POLISH SCANIA OMNICITY DD PS BYD DD PS</p>
	<p><b>E126</b> CONNECTOR MOLEX RECEPTACLE (USED WITH SENS EDGES)</p>	<p><b>E126</b> <i>Ventura</i></p>
	<p><b>E127</b> CONNECTOR MOLEX (SENS EDGE LOOM)</p>	<p><b>E127</b> <i>Ventura</i></p>
	<p><b>E135</b> CONTACT MOLEX FEMALE</p>	<p><b>E135</b> <i>Ventura</i></p>

	<p><b>E136</b> CONTACT MOLEX MALE</p>	<p><b>E136</b> <i>Ventura</i></p>
	<p><b>E286</b> PS1 SPIRAL CABLE ASSY</p>	<p><b>E286</b> <i>Ventura</i> WRIGHTBUS GEMINI DD PS, ADL E200 SD PS + E400 DD PS, PLAXTON PRESIDENT DD PS, EAST LANCS OLYMPUS DD PS, MCV SD EVOLUTION PS, POLISH SCANIA OMNICITY DD PS</p>
	<p><b>E398</b> DOOR BUZZER</p>	<p><b>E398</b> <i>Ventura</i></p>
	<p><b>E632</b> CONNECTOR DIN B WITH DIODE 24VDC</p>	<p><b>E632</b> <i>Ventura</i></p>
	<p><b>E875</b> CABLE LOOM DD WRIGHT</p>	<p><b>E875</b> <i>Ventura</i> WRIGHTBUS GEMINI DD PS</p>
	<p><b>F017</b> CABLE CHT46 (FOR CAPTRON BUTTONS)</p>	<p><b>F017</b> <i>Ventura</i></p>




	<p><b>F406</b> 6PIN CONNECTOR MALE</p>	<p><b>F406</b> <i>Ventura</i></p>
	<p><b>F407</b> 6PIN CONNECTOR FEMALE</p>	<p><b>F407</b> <i>Ventura</i></p>
	<p><b>F424</b> CABLE LOOM PSP WABCO</p>	<p><b>F424</b> <i>Ventura</i> WRIGHTBUS ECLIPSE SD PS + STREETCAR PS + NBFL DD PS, OPTARE SD PS VERSA + TEMPO</p>
	<p><b>F722</b> SPIRAL CABLE IG ASSY</p>	<p><b>F722</b> <i>Ventura</i> POLISH SCANIA OMNICITY DD IG3</p>
	<p><b>F887</b> CABLE LOOM IG WABCO MTS</p>	<p><b>F887</b> <i>Ventura</i> POLISH SCANIA OMNICITY DD IG3</p>
	<p><b>G208</b> CABLE LOOM PS WABCO MTS</p>	<p><b>G208</b> <i>Ventura</i> POLISH SCANIA OMNICITY DD PS</p>
	<p><b>G528</b> CABLE LOOM PS WABCO DD</p>	<p><b>G528</b> <i>Ventura</i> EAST LANCS OLYMPUS DD PS</p>
	<p><b>G584</b> CABLE FOR CAPTRON PREMOUTED</p>	<p><b>G584</b> <i>Ventura</i></p>

	<p align="center"><b>H618</b> WIRING LOOM IG3 WRIGHT</p>	<p align="center"><b>H618</b> <i>Ventura</i> WRIGHTBUS ECLIPSE SD IG4 + GEMINI DD IG3/IG4 + STREETLITE SD IG4 + NBFL DD IG4, POLISH SCANIA OMNICITY DD PS</p>
	<p align="center"><b>H864</b> 3-WIRE NORMAL OPEN PROXIMITY REED SWITCH (FESTO IG3 CYLINDERS)</p> <p align="center"># OCT15 &gt; SEE P539</p>	<p align="center"><b>H864</b> <i>Ventura</i> WRIGHTBUS ECLIPSE SD IG3 + GEMINI DD IG3 + STREETLITE SD IG4, ADL E200 SD IG4 + E300 SD IG3/IG4 + E400 DD IG3/IG4, EAST LANCS SD IG3 + OLYMPUS DD IG3, MCV SD 112/124RLE IG4</p>
	<p align="center"><b>H902</b> CABLE LOOM SHELF PLATE SPOTLIGHT</p>	<p align="center"><b>H902</b> <i>Ventura</i> WRIGHTBUS ECLIPSE SD IG3/IG4 + GEMINI DD IG3/IG4 + STREETLITE SD IG4 + WRIGHBUS NBFL DD IG4/IG4 PLAT/PS</p>
	<p align="center"><b>I187</b> POTENTIOMETER 125 DEG WITH CABLE ASSY</p>	<p align="center"><b>I187</b> <i>Ventura</i> POLISH SCANIA OMNICITY IG3 2008 &gt; BYD DD PS</p>
	<p align="center"><b>I523</b> CABLE LOOM PSP ADL E200</p>	<p align="center"><b>I523</b> <i>Ventura</i> ADL E200 SD PS, E400 DD PS</p>
	<p align="center"><b>I581</b> SPIRAL CABLE IG3 ASSY</p>	<p align="center"><b>I581</b> <i>Ventura</i> ADL E300 SD IG3, POLISH SCANIA OMNICITY DD IG3, TEMSA SD IG4</p>

	<p><b>I822</b> PRESSURE SWITCH <b>NO</b> 2 BAR M12x1.5</p>	<p><b>I822</b> <i>Ventura</i> Wabco 4410140010 <b>MCV DD EVOSETI</b></p>
	<p><b>I827</b> CABLE LOOM IGP ADL E400</p>	<p><b>I827</b> <i>Ventura</i> <b>ADL E200 SD IG4 + E300 SD IG3/IG4 + E400 DD IG3/IG4, MCV SD 112/124RLE IG4</b></p>
	<p><b>J087</b> CABLE LOOM</p>	<p><b>J087</b> <i>Ventura</i> <b>MCV SD EVOLUTION PS</b></p>
	<p><b>J097</b> 12V SOLENOID COIL MSFG-12-OD</p>	<p><b>J097</b> <i>Ventura</i></p>
	<p><b>J208</b> CABLE LOOM</p>	<p><b>J208</b> <i>Ventura</i> <b>POLISH SCANIA OMNICITY DD IG3</b></p>
 <p>Wire red/blue (pin 10) bridged with wire grey (pin 5)</p> <p>Wire isolation: TPE-E Wire color: According to DIN 47100 Cable cable isolation: 2x PE copper braided</p>	<p><b>J278</b> SPIRAL CABLE ASSY</p>	<p><b>J278</b> <i>Ventura</i> <b>BLUEBIRD SD RS WB NBFL PLAT RS</b></p>
	<p><b>J995</b> CABLE LOOM PS SCANIA</p>	<p><b>J995</b> <i>Ventura</i> <b>POLISH SCANIA OMNICITY DD PS</b></p>
	<p><b>L190</b> CONNECTOR 2 POLE RECEPTACLE</p>	<p><b>L190</b> <i>Ventura</i></p>

	<p><b>L271</b> CABLE LOOM IGP 1350 TEMSA</p>	<p><b>L271</b> <i>Ventura</i> TEMSA SD IG4</p>
	<p><b>L285</b> CONNECTOR 2-POLE MALE</p>	<p><b>L285</b> <i>Ventura</i> WRIGHTBUS IG4</p>
	<p><b>L312</b> MICROSWITCH ELEC</p>	<p><b>L312</b> <i>Ventura</i> BLUEBIRD RS &amp; WRIGHTBUS NBFL PLAT</p>
	<p><b>L317</b> CABLE LOOM ADAPTER 2-12 POLE</p>	<p><b>L317</b> <i>Ventura</i> WRIGHTBUS PS2</p>
	<p><b>L717</b> SPIRAL CABLE ASSY</p>	<p><b>L717</b> <i>Ventura</i> WRIGHTBUS ECLIPSE SD IG4 + STREETLITE SD IG4</p>
	<p><b>M386</b> BUZZER 12V DC</p>	<p><b>M386</b> <i>Ventura</i> BLUEBIRD SD RS</p>
	<p><b>M468</b> CABLE LOOM</p>	<p><b>M468</b> <i>Ventura</i> BLUEBIRD SD RS</p>

	<p><b>N670</b> SPIRAL CABLE D-40 14 COILS IG4 ASSY</p>	<p><b>N670</b> <i>Ventura</i> WRIGHTBUS GEMINI PS2.1 + NBFL DD IG4 PLAT + STREETLITE</p>
	<p><b>O500</b> SPIRAL CABLE IG4 ASSY</p>	<p><b>O500</b> <i>Ventura</i> WRIGHTBUS GEMINI DD IG4 + NBFL DD IG4</p>
	<p><b>O719</b> CABLE LOOM</p>	<p><b>O719</b> <i>Ventura</i> WRIGHTBUS NBFL DD IG4 PLAT</p>
	<p><b>P535</b> SOLENOID 24VDC DIN B U77 USED ON P807/P542 VALVES</p>	<p><b>P535</b> <i>Ventura</i> ALL IG4 CAMOZZI SPOOL VALVES</p>
	<p><b>P539</b> REED SWITCH (CAMOZZI CYLINDERS)  # REPLACES H864</p>	<p><b>P539</b> <i>Ventura</i> <i>Replaced H864 from Sep11&gt;</i> WRIGHTBUS ECLIPSE SD IG4 + GEMINI DD IG4 + STREETLITE SD IG4, ADL E200 SD IG4 + E300 SD IG4 + E400 DD IG4, MCV SD 112/124RLE IG4, TEMSA SD IG4</p>
	<p><b>Q609</b> REED SWITCH NO - AMP SUPERSEAL</p>	<p><b>Q609</b> <i>Ventura</i> RAMPS – BLUEBIRD/MELLOR ORION</p>
	<p><b>Q619</b> ELEC LINEAR ACTUATOR IGE</p>	<p><b>Q619</b> <i>Ventura</i> ADL E200 EV IGE, WRIGHTBUS STREETLITE IGE</p>

 <p><b>Q672 - Pneumatic brake</b></p>	<p><b>Q672</b> ELECTRIC MOTOR 12V DC RS</p>	<p><b>Q672 Ventura</b> BLUEBIRD ORION RS ELEC</p>
	<p><b>S929</b> CABLE ASSEMBLY</p>	<p><b>S929 Ventura</b> WRIGHTBUS PS2</p>
	<p><b>S951</b> CABLE ASSEMBLY</p>	<p><b>S951 Ventura</b> WRIGHTBUS PS2</p>
	<p><b>T129</b> ELEC DOOR CONTROLLER #2017 – UPGRADING TO VA8616 NOTE WIRING RE-PIN REQUIRED</p>	<p><b>T129 Ventura</b> BLUEBIRD ORION (ELEC RS)</p>
	<p><b>U181</b> WATERPROOF MICROSWITCH</p>	<p><b>U181 Ventura</b></p>
	<p><b>U839</b> CABLE LOOM ADAPTER PS</p>	<p><b>U839 Ventura</b> WRIGHTBUS PS2</p>

	<p><b>VA0520</b> SENSOR INFRARED - E500 MMC</p>	<p><b>VA0541</b> <i>Ventura</i></p>
	<p><b>VA0571</b> CABLE LOOM ADAPTER</p>	<p><b>VA0571</b> <i>Ventura</i> <b>WRIGHTBUS PS2</b></p>
	<p><b>VA0739</b> PS2 SPIRAL CABLE ASSY</p>	<p><b>VA0571</b> <i>Ventura</i> <b>WRIGHTBUS &amp; ADL PS2</b></p>
	<p><b>VA0946</b> MOTOR SHAFT COUPLER 10-12</p>	<p><b>VA0946</b> <i>Ventura</i> <b>ADL E200 EV PSE</b></p>
	<p><b>VA2211</b> DOOR CONTROLLER PROGRAMMED</p>	<p><b>VA2211</b> <i>Ventura</i> <b>WRIGHTBUS STREETLITE IGE</b></p>
	<p><b>VA2252</b> CABLE LOOM</p>	<p><b>VA2252</b> <i>Ventura</i> <b>WRIGHTBUS STREETLITE IGE</b></p>
	<p><b>VA3302</b> FOOT SIDE SENS EDGE – IG4</p>	<p><b>VA3302</b> <i>Ventura</i> <b>WRIGHTBUS NBFL PLATFORM</b></p>

	<p><b>VA3340</b> CABLE LOOM RS NBFL</p>	<p><b>VA3340</b> <i>Ventura</i></p>
	<p><b>VA3594</b> PSE DRIVE UNIT PERFORMAX 52.1 24V</p>	<p><b>VA3594</b> <i>Ventura</i> ADL E200 EV</p>
	<p><b>VA3699</b> FOOT SENS EDGE - IG4</p>	<p><b>VA3699</b> <i>Ventura</i> WRIGHTBUS NBFL PLATFORM</p>
	<p><b>VA3704</b> CABLE LOOM DOORLEAF 2/2 POLE</p>	<p><b>VA3704</b> <i>Ventura</i></p>
	<p><b>VA6134</b> SWITCH N.O SCHAU S 870W3B1k</p>	<p><b>VA6134</b> <i>Ventura</i></p>
	<p><b>VA6195</b> ELECTRIC ACTUATOR 32x1065</p>	<p><b>VA6195</b> <i>Ventura</i> MELLOR ORION RS ELEC</p>
 <p>VA6199 - Manual brake</p>	<p><b>VA6199</b> ELECTROMOTOR 12V</p>	<p><b>VA6199</b> <i>Ventura</i> MELLOR ORION RS ELEC</p>



	<p><b>VA6346</b> 12V LATCHING RELAY</p>	<p><b>VA6346</b> <i>Ventura</i> MELLOR ORION RS</p>
	<p><b>VA7226</b> DOOR CONTROLLER – ADL IGE <b>VA7228</b> DOOR CONTROLLER – ADL PSE</p>	<p><b>VA7226</b> <i>Ventura</i> <b>VA7228</b> <i>Ventura</i> ADL E200 EV</p>
	<p><b>VA8616</b> DOOR CONTROLLER - MELLOR RS 2016 &gt;</p>	<p><b>VA8616</b> <i>Ventura</i> MELLOR ORION RS ELEC</p>
	<p><b>VA8679</b> CABLE LOOM</p>	<p><b>VA8679</b> <i>Ventura</i> MELLOR ORION RS ELEC</p>
	<p><b>VB2107</b> ELECTROMOTOR 24VDC  # REPLACES S996</p>	<p><b>VB2107</b> <i>Ventura</i> ADL E200 EV PSE</p>