

TDS PRODUCT IMAGE SHEET – CATEGORY > **ELECTRICAL**

Image	TDS Part Number & Description	OE & Alternative Part References (WHERE FITTED)
	ELE001A 100mm Stroke MICROSWITCH HOUSING Body Length =140	213213 <i>Peters</i> See installation set up guide EWL211-04D
	ELE002A 200mm Stroke MICROSWITCH HOUSING Body Length = 240	216766 <i>Peters</i> See installation set up guide EWL211-04D
	ELE003A 150mm Stroke MICROSWITCH HOUSING Body Length =190	Optare Alero <i>Deans</i> <i>Part of 21450108</i> See installation set up guide EWL211-04D
	ELE004A MOTOR 12V (FORK END) <i># ONLY AVAILABLE WITH SPLINDLE PRE-ASSEMBLED</i>	215729 <i>Peters (Deans)</i> See installation set up guide EWL211-04D
	ELE005A MOTOR 24V (FORK END) <i># ONLY AVAILABLE WITH SPLINDLE PRE-ASSEMBLED</i>	215730 <i>Peters (Deans)</i> See installation set up guide EWL211-04D
	ELE006A 100mm Stroke BRAKED SPINDLE Forked end Ø10 or 12 Body=192 Fitted=182	215728 <i>Peters (Deans)</i>

	<p>ELE007A 200mm Stroke NON-BRAKED SPINDLE Forked end Ø10 or 12 Body=258 Fitted=248</p>	<p>216765 <i>Peters (Deans)</i></p>
	<p>ELE034A 150mm Stroke NON-BRAKED SPINDLE Forked end Ø10 or 12 Body=208 Fitted=199</p>	<p><i>Optare Alero</i> <i>Deans Part of 21450108</i></p>
	<p>ELE004-ELE006A 12V MOTOR x 100 STR BRAKED SPINDLE ASSY Forked both ends Ø10 or 12 Centres @ 289mm Spindle fitted=182</p>	<p>215729+8 <i>Peters (Deans)</i> See installation set up guide EWL211-04D</p>
	<p>ELE005-ELE006A 24V MOTOR x 100 STR BRAKED SPINDLE ASSY Centres @ 289mm Spindle fitted=182</p>	<p>215730+8 <i>Peters (Deans)</i> See installation set up guide EWL211-04D</p>
	<p>ELE005-ELE007A 24V MOTOR x 200 STR NON-BRAKED SPINDLE ASSY Forked both ends Ø10 or 12 Centres @ 356mm Spindle fitted=248mm</p>	<p>215730+65 <i>Peters (Deans)</i> See installation set up guide EWL211-04D</p>

	<p>ELE008D 12V DOOR LOCK MOTOR</p>	<p>216778 <i>Peters</i> Not Available Ref only</p>
	<p>ELE009C 24V DOOR LOCK MOTOR</p> 	<p>216604 <i>Peters</i></p>
	<p>ELE010A MICRO-SWITCH YOKE USED IN LINAK MICROSWITCH HOUSINGS</p>	<p>217498 <i>Peters</i></p>
	<p>ELE011B 24V DC RELAY PLUG IN TYPE MAN No .62.33.9.024.</p>	<p>214640 <i>Peters</i></p>
	<p>ELE012B 12V DC RELAY PLUG IN TYPE MAN No .62.33.9.012.</p>	<p>214641 <i>Peters</i></p>
	<p>ELE013B SINGLE POLE PLUG IN RELAY</p>	<p>215094 <i>Peters</i></p>

	<p>ELE015E 4A. CIRCUIT BREAKER FOR USE WITH 24V MOTOR DRIVE</p>	<p>213660 <i>Peters</i></p>
	<p>ELE016E 8A. CIRCUIT BREAKER FOR USE WITH 12V MOTOR DRIVE</p>	<p>213670 <i>Peters</i></p>
	<p>ELE020A SINGLE POLE MICROSWITCH</p>	<p>200257 <i>Peters</i></p>
	<p>ELE021A DOUBLE POLE MICROSWITCH</p>	<p>200258 <i>Peters</i></p>
 <p>ELE022</p>	<p>ELE022A OMRON V15-1C5 MICROSWITCH</p>	<p>216270 <i>Peters</i></p>
	<p>ELE023G LONG ROLLER LEVER V3SYRI-UL WATER PROOF</p>	<p>217554 <i>Peters</i></p>
	<p>ELE025T-01 24V E-DRIVE MOTOR ASSY</p>	<p>ELE025T-01 <i>TDS</i></p>

	<p>ELE027P PCB RELAY 12V/25°</p>	<p>WED130319 <i>Percy Lane</i></p>
	<p>ELE028H MICROSWITCH (FITTED IN LINAK MICROSWITCH HOUSING - 4.7mm TABS)</p>	<p>ELE028H <i>TDS</i></p>
	<p>BUT013A BUTTON MICROSWITCH ELECTRIC</p>	<p>216388 <i>Peters</i> 026752 <i>Deans</i></p>
	<p>ELE030B SINGLE POLE BASE (ELE013/014B)</p>	<p>215095 <i>Peters</i></p>
	<p>ELE031T-01 12V E-DRIVE MOTOR ASSY</p>	<p>ELE031T-01 <i>TDS</i></p>
	<p>ELE034A 150mm STR NON-BRAKED SPINDLE Forked end Ø10 or 12 Body=208 Fitted=198</p>	<p><i>Optare Alero</i> <i>Deans Part of 21450108</i></p>
	<p>ELE040E FOOTSWITCH PLASTIC C/W 2M CABLE</p>	<p>217955 <i>Peters</i></p>

	<p>ELE041E FOOTSWITCH METAL IP67 C/W 2M CABLE</p>	<p>217746 <i>Peters</i></p>
 <p>ELE042</p>	<p>ELE042 FOOTSWITCH</p>	<p>ELE042 <i>TDS</i></p>
	<p>ELE050F LOW PRESSURE SWITCH PSF01</p>	<p>215072 <i>Peters</i></p>
	<p>KIT002-07 LOW PRESSURE SWITCH KIT (ELE051G>K)</p>	<p>033096 <i>Deans</i></p>
 <p>ELE052</p>	<p>ELE052 INLINE PRESS SWITCH</p>	<p>ELE052 <i>TDS</i></p>
 <p>ELE053B</p>	<p>ELE053B PRESSURE SWITCH FOR HANDBRAKE</p>	<p>082-1100012 <i>Peters</i></p>
 <p>ELE054</p>	<p>ELE054C NO/NC PRESS SWITCH ADJ DIN RAIL MTG</p>	<p>214828 <i>Peters</i> 0123267 <i>Deans</i></p>

 <p>ELE055</p>	<p>ELE055C NC ELEC SWITCH (UDV)</p>	<p>214902 <i>Peters</i></p>
	<p>ELE060H 9-WAY LOOM PLUG</p>	<p>ELE060H <i>TDS</i></p>
	<p>ELE061H MALE LOOM PIN</p>	<p>ELE061H <i>TDS</i></p>
	<p>ELE062H 2-WAY PLUG HOUSING</p>	<p>ELE062H <i>TDS</i></p>
	<p>ELE064 RED FEMALE SHROUDED CRIMP</p>	<p>ELE064 <i>TDS</i></p>
	<p>ELE067 EXP BRAIDED SLEEVE 5DIA</p>	<p>ELE067 <i>TDS</i></p>
	<p>ELE068 SLEEVED CABLE GROMMET – 6.3 CABLE HOLE</p>	<p>217064 <i>Peters</i></p>

 <p>ELE073H</p>	<p>ELE073H SOCKET TERMINAL</p>	<p>ELE073H TDS</p>
 <p>ELE096</p>	<p>ELE096A SOLENOID COIL 24VDC (WABCO VALVE)</p>	<p>ELE096A TDS</p>
	<p>ELE098 MICROSWITCH N31075XG</p>	<p>065009 Deans</p>
 <p>ELE099</p>	<p>ELE099 MICROSWITCH XGG2-88-S21</p>	<p>75/19869 Deans 298166 Peters</p>
 <p>ELE100J</p>	<p>ELE100J RED WIRING LOOM CABLE 16/0.2MM S/CORE THN/WALL</p>	<p>ELE100J TDS</p>
 <p>ELE101J</p>	<p>ELE101J GREEN WIRING LOOM CABLE 16/0.2MM S/CORE THN/WALL</p>	<p>ELE101J TDS</p>
 <p>ELE102J</p>	<p>ELE102J BLACK WIRING LOOM CABLE 16/0.2MM S/CORE THN/WALL</p>	<p>ELE102J TDS</p>

	<p>ELE108 MICROSWITCH ASSY V3SUL WATER PROOF</p>	<p>028192 <i>Deans</i></p>
	<p>ELE121 FOOT SWITCH AQUILINE</p>	<p>038607 <i>Deans</i></p>
	<p>ELE124 MICRO SWITCH ROLLER LEVER</p>	<p>ELE124 <i>TDS</i></p>
	<p>ELE128 PUSH BUTTON PANEL SWITCH (DOUBLE POLE)</p>	<p>F79-66A (UF79-30A)</p>
	<p>ELE132 12V RES 40-15A RELAY</p>	<p>ELE132 <i>TDS</i></p>
	<p>ELE133 12V PLUG DOOR MOTOR # REPLACES BOSCH MODEL ON OLDER MASTAS PLUG DOORS</p>	<p>200016304 <i>Revar</i> 0130-821-324 <i>Masats (Bosch)</i></p>
	<p>ELE133-PLT 12V MOTOR WITH MOUNTING PLATE (FOR LATER BODE MASATS DOORS) # TDS CAN CONVERT FOR USE ON OLDER IF UNIT RETURNED</p>	<p>425313AO <i>Masats</i></p>

	<p>ELE134 M-SWITCH 3-16 TABS</p>	<p>B201016 BCE</p>
	<p>ELE135 M-SWITCH 3-16 TABS # OBSOLETE FEB19 – REPLACED BY MS KIT ELE165 or ELE166</p>	<p>B201015 BCE (see B603378/9)</p>
	<p>ELE136 M-SWITCH 3-16 TABS</p>	<p>B201013 BCE</p>
	<p>ELE137 MASATS 88316510 Other 716001650 MICROSWITCH</p>	<p>88316510 Masats</p>
	<p>ELE138 M/SWITCH PIN XGG2-88 1/4" @ 3.2N</p>	<p>026752 Deans</p>
	<p>ELE139 MASATS 88316529 Others 716001645 ROLLER MICROSWITCH (ALT SEE A368)</p>	<p>88316529 Masats</p>
	<p>ELE144-02 2-WAY REC HOUSING KIT # FOR USE WITH ELE158-02</p>	<p>ELE144-02 TDS</p>

	<p>ELE145-02 3-WAY REC HOUSING KIT</p> <p># FOR USE WITH ELE158-01</p>	<p>ELE145-02 TDS</p>
	<p>ELE158-01 3-WAY IP67 WATERPROOF MICROSWITCH (NO/NC) V3 ASSY</p>	<p>U181 Ventura</p>
	<p>ELE158-02 2-WAY IP67 WATERPROOF MICROSWITCH (NO/NC) V3 ASSY</p>	<p>ELE158-02 TDS</p>
	<p>ELE158-05 2-WAY. IP67 M-SWITCH ASSY WATER PROOF (Deutsch Plug)</p>	<p>ELE158-05 TDS <i>(WRIGHTBUS VEHICLES)</i></p>
	<p>ELE160 INFRARED DOUBLE DETECTION KIT</p>	<p>ELE160 TDS</p>
	<p>ELE161 MICROSWITCH - EMERGENCY PULL HANDLE BCE</p>	<p>B217025 BCE</p>
	<p>ELE162 ELEC LOCK ACTUATOR</p>	<p>ELE162 TDS</p>

	<p>ELE163 ILLUMINATED BUTTON CABLE 3MTR</p> <p># USE WITH BUT048,49,50</p>	<p>ELE163 TDS</p>
	<p>ELE164 ILUM BUTTON CABLE 3PIN 5MTR</p>	<p>ELE164 TDS</p>
	<p>ELE165 LH T1 MOTOR LIFT MICROSWITCH KIT</p> <p># REPLACES ELE135</p>	<p>B603378 BCE</p>
	<p>ELE166 RH T4 MOTOR LIFT MICROSWITCH KIT</p> <p># REPLACES ELE135</p>	<p>B603379 BCE</p>
 <p>ELE200</p>	<p>ELE200K INLINE KEY SWITCH</p>	<p>216464 Peters</p>
	<p>ELE401 6-28v BUZZER-FAST PULSE PANEL MOUNT 12v=Min 85db @ 30cm</p>	<p>ELE401 TDS</p>
	<p>ELE402 6-28v BUZZER-SLOW PULSE PANEL MOUNT 12v=Min 85db @ 30cm</p>	<p>ELE402 TDS</p>

	<p>ELE403 16-30v BUZZER- KAXON 80db FLAT TOP SOUNDER</p>	<p>ELE403 TDS</p>
	<p>ELE500B TIMER MULTI-PROGRAM 12-240V</p>	<p>ELE500B TDS</p>
	<p>ELE502 SINGLE SHOT TIMER 24V</p>	<p>ELE502 TDS</p>
	<p>ELE616 12/24V CD12 KMC ELEC CONTROL UNIT 216774-MK5</p>	<p>216774 Peters</p>
	<p>ELE619 24V CD14 KMC PNE CONTROL UNIT 217605</p>	<p>217605 Peters</p>
	<p>ELE617 SPEED SWITCH 24V (USED WITH DEANS DOORS)</p>	<p>JC252100 Telma</p>
	<p>ELE618 DEANS POWER SUPPRESSOR</p>	<p>044951 Deans</p>

	<p>ELE701 24V CONTROL MODULE (YKM-380) 4308013</p>	<p>300600107 <i>Revar</i></p>
	<p>ELE702 12V RH GEAR BOX & MOTOR (100869) # 24V Version = 200001662</p>	<p>200001661 <i>Revar</i></p>
	<p>ELE703 12V CONTROL MODULE (YKM-375TK) REMOTE FOB OPTION</p>	<p>300600188 <i>Revar</i></p>
	<p>ELE902-06 CONTROL FASCIA PANEL SMALL 118x60 (DRILLED) FOR 12 OR 24V UNITS</p>	<p>B216050 <i>BCE</i></p>
	<p>ELE904 12V ELECTRIC PLUG DOOR CONTROL BOX "GREEN" (USED WITH BCE DOORS)</p>	<p>11723011 <i>BCE</i></p>
	<p>ELE905 12/24V DOOR CONTROL UNIT</p>	<p>42645W00 <i>Masats</i></p>
	<p>ELE906 12V BCE CONTROL BOARD</p>	<p>B226010 <i>BCE</i></p>

	<p>ELE907 12V BCE LH MOTOR (UNUS NMASRI A10/DF 12V 218039) # RH VERSION = ELE941</p>	<p>B218040 BCE</p>
	<p>ELE908 24V DOOR CONTROL UNIT</p>	<p>42629S24 Masats</p>
	<p>ELE910 MASATS FOB KEY SWITCH</p>	<p>42925A00 Masats</p>
	<p>ELE913 "A" CAM VERTICAL AND HORIZONTAL MICROSWITCH KIT</p>	<p>05M165IZ Masats</p>
	<p>ELE914 VERTICAL MICROSWITCH ACTUATION (BODE-MASATS 88316511)</p>	<p>88316511 Masats</p>
	<p>ELE915 HORZ HOLDER for 2xM-SWITCHES (BODE-MASATS)</p>	<p>Part of 05M165IZ Masats</p>
	<p>ELE916 "B" HORZ HOLDER for 2xM-SWITCHES (BODE-MASATS)</p>	<p>ELE916 TDS PART OF ELE918</p>

	<p>ELE917 "B" VERTICAL MICROSWITCH ACTUATION (BODE-MASATS 88316511)</p>	<p>88316510 <i>Masats</i> <i>PART OF ELE918</i></p>
	<p>ELE918 "B" VERTICAL AND HORIZONTAL MICROSWITCH KIT</p>	<p>ELE918 <i>TDS</i></p>
	<p>ELE919 12/24V DOOR CONTROLUNIT (REMOTE CONTROLLED)</p>	<p>42670D00 <i>Masats</i></p>
	<p>ELE921 12/24V DOOR CONTROLUNIT (REMOTE CONTROLLED)</p>	<p>42651Z02 <i>Masats</i> <i>(supersedes 42651Z00)</i></p>
	<p>ELE924 24V MOTOR REVAR: FPE 24V 0130 821 041</p>	<p>200016305 <i>REVAR</i></p>
	<p>ELE925 12/24V DOOR CONTROLUNIT (REMOTE CONTROLLED) *MUST SPECIFY 12V OR 24V*</p>	<p>42670A00 <i>Masats</i></p>


	<p>ELE926 24V BCE LH MOTOR (UNUS NMASRI A30/DF 24V (218042)</p>	<p>B218043 BCE</p>
	<p>ELE927 BCE LH GEAR BOX ASSY (NO MOTOR SUPPLIED)</p>	<p>ELE927 IS PART OF COMPLETE BCE ASSY 700174=12V BCE 700106=24V BCE</p>
	<p>ELE928 24V BCE LH GEAR BOX ASSY WITH MOTOR+COVER</p> 	<p>700106 BCE</p>
	<p>ELE929 12V BCE LH GEAR BOX ASSY WITH MOTOR + COVER</p> 	<p>B700174 BCE (700107) BCE</p>
	<p>ELE931 24V BCE REMOTE CONTROL WITH FOB KIT</p>	<p>B722024 BCE</p>
	<p>ELE940 12V BCE RH GEAR BOX ASSY WITH MOTOR + COVER</p> 	<p>B700172 BCE (700107)</p>

	<p>ELE941 12V BCE RH MOTOR (UNUS NMASRI A10/DF 12V 218039) # LH VERSION = ELE907</p>	<p>B218041 BCE</p>
	<p>ELE938 24V MASATS MOTOR UNIT</p>	<p>32569A24 Masats</p>
	<p>ELE936 12/24V MASATS CONTROL UNIT</p>	<p>42645Z00 Masats</p>
	<p>EWL236 SPIDER WIRING LOOM FOR ELE904</p>	<p>B219159 BCE</p>
	<p>EWL200 REED SWITCH LOOM ASSY (PNE013B NORMALLY OPEN) # EWL200S INCLUDES 2x KIT002-07 LOW PRESS SWITCHES</p>	<p>EWL200 TDS (OPTARE VEHICLES - TDS SHELFPLATE)</p>
	<p>EWL203 REED SWITCH LOOM ASSY (PNE018B NORMALLY CLOSED) # EWL203S INCLUDES 2x KIT002-07 LOW PRESS SWITCHES</p>	<p>EWL203 TDS (OPTARE VEHICLES - TDS SHELFPLATE)</p>
	<p>EWL212 EDRIVE REED SWITCH LOOM ASSY (PNE018B NORMALLY CLOSED)</p>	<p>EWL212 TDS (TREKABUS VEHICLES - TDS SHELFPLATE)</p>

	<p>EWL225 REED SWITCH LOOM ASSY (INCL PNE013B + PNE018B)</p>	<p>EWL225 TDS (DENNIS EAGLE DUSTCART)</p>
	<p>PNE059 8mm CONNECTOR 3-CORE x 3MTRS > PNE050U (048486)</p>  <p><small>PNE050U=DEANS 048486</small></p>	<p>049487 Deans ADL E200 SD ADL E400 DD</p>
	<p>KIT002-05 SDU SENS EDGE PRESS SWITCH KIT</p>	<p>KIT002-05 TDS</p>
 <p>EWL201</p>	<p>EWL201 HALOGEN DOWNLIGHT ASSY 2014 REPLACING WITH LIT009-04</p>	<p>EWL201 TDS</p>
 <p>LIT001A</p>	<p>LIT001A HALOGEN DOWN LIGHT 24V (BULB = LIT004A) OBSOLETE FROM JAN14</p>	<p>216392 Peters</p>
	<p>LIT004A 28V x 20W HALOGEN BULB (FOR DOWNLIGHT LIT001A)</p>	<p>216393 Peters</p>

	<p>LIT006A 8 LED G4 BULB 8-30V COOL WHITE FITS ALL G4 TYPE DOWNLIGHTS</p> <p>ALTERNATIVE/UPGRADE TO HALOGEN</p>	<p>LIT006A TDS</p>
	<p>LIT008-300-24 (24V) LIT008-300-12 (12V)</p> <p>LED STRIP DOWNLIGHT</p> <p>ALTERNATIVE LED DOWNLIGHT</p>	<p>LIT008-300-24 TDS LIT008-300-12 TDS</p>
	<p>LIT005A 24/12 LINEAR VOLT CONVERTER</p>	<p>217825 Peters</p>
	<p>LIT007 24V SHELFPLATE DOWNLIGHT (INTEGRAL HALOGEN BULB)</p>	<p>038231 Deans</p>
	<p>LIT009-24 17 LED DOWNLIGHT – 24V</p> <p>REPLACEMENT/UPGRADE FOR OBSOLETE LIT001A/EWL201 OR SIMILAR DOWNLIGHT</p>	<p>LIT009-24 TDS</p>
	<p>PCB001A UNIVERSAL PCB PDS</p>	<p>215898 Peters</p>
	<p>PCB001-K02 12V CONTROL PCB ASSY/KIT INST014-012</p>	<p>PCB001-K02 TDS</p>






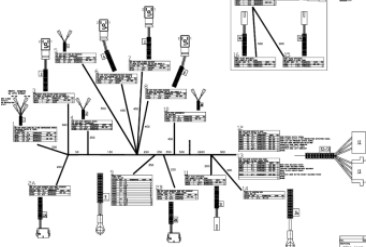

	<p>PNE001A REED SWITCH/SENSOR</p>	<p>216993-09 <i>Peters</i> 214760 <i>Peters</i></p>
	<p>PNE001B REED SWITCH/SENSOR</p>	<p>218073-006 <i>Peters</i></p>
	<p>PNE013B REED SWITCH (NORMALLY OPEN STATE)</p>	<p>PNE013B <i>TDS</i></p>
	<p>PNE013-325-01 REED SWITCH PS SMALL CYLINDER</p>	<p><i>Deans Alternative</i></p>
	<p>PNE018B REED SWITCH (NORMALLY CLOSED STATE)</p>	<p>PNE018B <i>TDS</i></p>
	<p>PNE028U REED SWITCH P8S-GSFLX</p>	<p>049597 <i>Deans</i> H108537 <i>Deans</i> ADL E200 SD ADL E400 DD</p>
	<p>PNE050U REED SWITCH MINI INLINE 8MM MOUNTED ON RODLESS CYL SEE PNE059 – CONNECTOR CABLE</p>	<p>049486 <i>Deans</i> ADL E200 SD ADL E400 DD</p>

	<p>PNE051 DEANS 0106665 SENSOR</p>	<p>0106665 Deans</p>
	<p>PNE059 REED SWITCH CABLE (8MM ROUND CONNECTION) CONNECTS TO PNE050U</p>	<p>049487 Deans ADL E200 SD ADL E400 DD</p>
	<p>DEANS HOLDING MAGNET</p>	
	<p>A155 MICROSWITCH K5</p>	<p>A155 Ventura PART OF A159/A160</p>
	<p>A358 PRESURE SWITCH NC 2 BAR M12x1.5</p>	<p>A358 Ventura Wabco 4410140060 WRIGHTBUS GEMINI DD IG4/PS + STREETLITE SD IG4 + NBFL DD IG4, POLISH SCANIA OMNICITY DD PS</p>
	<p>A368 MICROSWITCH HARTMANN # SECURING SCREW - B396</p>	<p>A368 Ventura WRIGHTBUS ECLIPSE SD PS + GEMINI DD PS + STREETCAR PS + STREETLITE SD PS + NBFL DD IG4 PLAT/PS, ADL E200 SD PS + E400 DD PS, PLAXTON PRESIDENT DD PS, EAST LANCS SD PS + OLYMPUS DD PS, OPTARE SD PS TEMPO + VERSA, MCV SD EVOLUTION PS, BLUEBIRD SD RS</p>
 <p>A976</p>	<p>A976 CONNECTOR DIN B WITH VARISTOR 24</p>	<p>A976 Ventura IG3/PS</p>

 <p>C248</p>	<p>C248 ELECTRIC CONTROL UNIT MTS PX</p>	<p>C248 <i>Ventura</i> POLISH SCANIA OMNICITY DD IG3/PS</p>
 <p>C249</p>	<p>C249 PRESSURE SWITCH NO 4 BAR M12x1.5</p>	<p>C249 <i>Ventura</i> Wabco 4410140170 ADL E200/E400 EV</p>
 <p>C260</p>	<p>C260 POTENTIOMETER Movement of 125 degs</p>	<p>C260 <i>Ventura</i> POLISH SCANIA OMNICITY DD IG3 < 2007</p>
 <p>C334</p>	<p>C334 PRESSURE SWITCH NC 4BAR</p>	<p>C334 <i>Ventura</i> BLUEBIRD SD RS</p>
 <p>504-1 L=630mm</p>	<p>C943 CABLE LOOM SENSITIVE EDGES</p>	<p>C943 <i>Ventura</i> POLISH SCANIA OMNICITY DD IG3/PS</p>
	<p>D331-001 SENSITIVE EDGE 1905 D331-003 SENSITIVE EDGE 1930</p>	<p>D331-001 <i>Ventura</i> ADL E200 IG4, WRIGHTBUS NBFL DD IG4 PLAT , NBFL IG4, NBFL IG4 PLAT, NBFL PS, NBFL RS # FROM DEC12 D331-003 <i>Ventura</i> WRIGHTBUS ECLIPSE SD IG4</p>
	<p>D331-004 SENSITIVE EDGE 1870 D331-005 SENSITIVE EDGE 1980</p>	<p>D331-004 <i>Ventura</i> WRIGHTBUS NBFL DD IG4 D331-005 <i>Ventura</i> EAST LANCS SD PS</p>


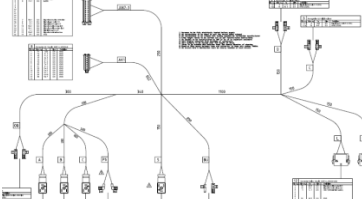

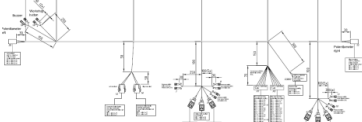
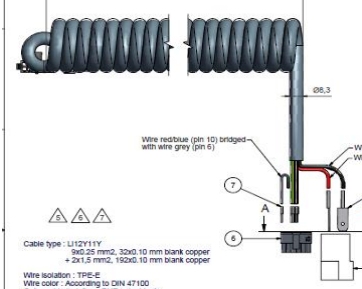
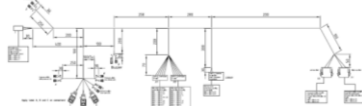


	<p>D331-010 SENSITIVE EDGE 1895</p>	<p>D331-008 <i>Ventura</i> WRIGHTBUS GEMINI DD PS, EAST LANCS OLYMPUS DD PS</p> <p>D331-010 <i>Ventura</i> ADL E200 SD PS</p>
	<p>D331-014 (D331-068) SENSITIVE EDGE 1955</p> <p>D331-021 SENSITIVE EDGE 2030</p>	<p>D331-014 <i>Ventura</i> WRIGHTBUS STREETCAR PS, MCV SD EVOLUTION PS</p> <p>D331-021 <i>Ventura</i> TEMSA SD IG4</p>
	<p>D331-022 SENSITIVE EDGE 1760</p> <p>D331-023 SENSITIVE EDGE 1715</p>	<p>D331-022 <i>Ventura</i> ADL E400 DD IG3/PS, POLISH SCANIA OMNICITY DD IG3/PS, BLUEBIRD RS</p> <p>D331-023 <i>Ventura</i> EAST LANCS SD PS + OLYMPUS DD PS, POLISH SCANIA OMNICITY DD IG3/PS</p>
	<p>D331-024 SENSITIVE EDGE 1800</p> <p>D331-025 SENSITIVE EDGE 2000</p>	<p>D331-024 <i>Ventura</i> BLUEBIRD RS 2012> WRIGHTBUS PS2</p> <p>D331-025 <i>Ventura</i> MCV SD EVOLUTION PS</p>
	<p>D331-040 (D331-008) SENSITIVE EDGE 1850</p> <p>D331-073 SENSITIVE EDGE 1780</p>	<p>D331-024 <i>Ventura</i> WRIGHTBUS GEMINI DD IG4</p> <p>D331-073 <i>Ventura</i> MCV DD EVOSETI & EVORA IG4</p>
	<p>D331-002 (D331-072) SENSITIVE EDGE 1778 (1.2 KOHM)</p> <p>D331-051 SENSITIVE EDGE 1910 (1.2 KOHM)</p> <p>D331-060 SENSITIVE EDGE 1800 (1.2 KOHM)</p>	<p>D331-002 <i>Ventura</i> MCV DD EVOSETI</p> <p>D331-051 <i>Ventura</i> WRIGHTBUS NBFL DD IG4/IG4 PLAT</p> <p>D331-060 <i>Ventura</i> BLUEBIRD SD RS <u>ELEC</u></p>

	<p>D331-041 SENSITIVE EDGE 1970 (8.2 KOhm)</p> <p>D331-065 SENSITIVE EDGE 1920 (8.2 KOhm)</p> <p>D331-042 (D331-081) SENSITIVE EDGE 1840 (8.2 KOhm)</p>	<p>D331-065 <i>Ventura</i> BYD SD IG4</p> <p>D331-065 <i>Ventura</i> ADL E200 MMC/EV</p> <p>D331-042 <i>Ventura</i> WRIGHTBUS STREETLITE IGE</p>
	<p>D340 POTENTIOMETER 180 DEG.</p>	<p>D340 <i>Ventura</i> POLISH SCANIA OMNICITY DD PS BYD DD PS</p>
	<p>E126 CONNECTOR MOLEX RECEPTACLE (USED WITH SENS EDGES)</p>	<p>E126 <i>Ventura</i></p>
	<p>E127 CONNECTOR MOLEX (SENS EDGE LOOM)</p>	<p>E127 <i>Ventura</i></p>
	<p>E135 CONTACT MOLEX FEMALE</p>	<p>E135 <i>Ventura</i></p>
	<p>E136 CONTACT MOLEX MALE</p>	<p>E136 <i>Ventura</i></p>

	<p>E286 PS1 SPIRAL CABLE ASSY</p>	<p>E286 <i>Ventura</i> WRIGHTBUS GEMINI DD PS, ADL E200 SD PS + E400 DD PS, PLAXTON PRESIDENT DD PS, EAST LANCS OLYMPUS DD PS, MCV SD EVOLUTION PS, POLISH SCANIA OMNICITY DD PS</p>
 <p>E398</p>	<p>E398 24V DOOR BUZZER (85dB @ 30cm)</p>	<p>E398 <i>Ventura</i></p>
 <p>E632</p>	<p>E632 CONNECTOR DIN B WITH DIODE 24VDC</p>	<p>E632 <i>Ventura</i></p>
	<p>E766 AMP CONNECTOR 21 POLE MALE</p>	<p>E766 <i>Ventura</i> MELLOR ORION RS</p>
	<p>E767 AMP CONNECTOR 21 POLE FEMALE</p>	<p>E767 <i>Ventura</i> MELLOR ORION RS</p>
	<p>E875 CABLE LOOM DD WRIGHT</p>	<p>E875 <i>Ventura</i> WRIGHTBUS GEMINI DD PS</p>
	<p>F017 CABLE CHT46 (FOR CAPTRON BUTTONS)</p>	<p>F017 <i>Ventura</i></p>

	<p>F406 6PIN CONNECTOR MALE</p>	<p>F406 <i>Ventura</i></p>
	<p>F407 6PIN CONNECTOR FEMALE</p>	<p>F407 <i>Ventura</i></p>
	<p>F424 CABLE LOOM PSP WABCO</p>	<p>F424 <i>Ventura</i> WRIGHTBUS ECLIPSE SD PS + STREETCAR PS + NBFL DD PS, OPTARE SD PS VERSA + TEMPO</p>
	<p>F722 SPIRAL CABLE IG ASSY</p>	<p>F722 <i>Ventura</i> POLISH SCANIA OMNICITY DD IG3</p>
	<p>F887 CABLE LOOM IG WABCO MTS</p>	<p>F887 <i>Ventura</i> POLISH SCANIA OMNICITY DD IG3</p>
	<p>G208 CABLE LOOM PS WABCO MTS</p>	<p>G208 <i>Ventura</i> POLISH SCANIA OMNICITY DD PS</p>
	<p>G528 CABLE LOOM PS WABCO DD</p>	<p>G528 <i>Ventura</i> EAST LANCS OLYMPUS DD PS</p>
	<p>G584 CABLE FOR CAPTRON PREMOUTED</p>	<p>G584 <i>Ventura</i></p>


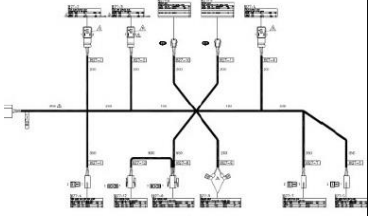



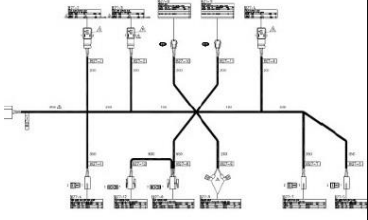

	<p align="center">H618 WIRING LOOM IG3 WRIGHT</p>	<p align="center">H618 <i>Ventura</i> WRIGHTBUS ECLIPSE SD IG4 + GEMINI DD IG3/IG4 + STREETLITE SD IG4 + NBFL DD IG4, POLISH SCANIA OMNICITY DD PS</p>
	<p align="center">H864 3-WIRE NORMAL OPEN PROXIMITY REED SWITCH (FESTO IG3 CYLINDERS)</p> <p align="center"># OCT15 > SEE P539</p>	<p align="center">H864 <i>Ventura</i> WRIGHTBUS ECLIPSE SD IG3 + GEMINI DD IG3 + STREETLITE SD IG4, ADL E200 SD IG4 + E300 SD IG3/IG4 + E400 DD IG3/IG4, EAST LANCS SD IG3 + OLYMPUS DD IG3, MCV SD 112/124RLE IG4</p>
	<p align="center">H902 CABLE LOOM SHELF PLATE SPOTLIGHT</p>	<p align="center">H902 <i>Ventura</i> WRIGHTBUS ECLIPSE SD IG3/IG4 + GEMINI DD IG3/IG4 + STREETLITE SD IG4 + WRIGHBUS NBFL DD IG4/IG4 PLAT/PS</p>
	<p align="center">I187 POTENTIOMETER 125 DEG WITH CABLE ASSY</p>	<p align="center">I187 <i>Ventura</i> POLISH SCANIA OMNICITY IG3 2008 > ADL E200/E400 EV</p>
	<p align="center">I523 CABLE LOOM PSP ADL E200</p>	<p align="center">I523 <i>Ventura</i> ADL E200 SD PS, E400 DD PS</p>
	<p align="center">I581 SPIRAL CABLE IG3 ASSY</p>	<p align="center">I581 <i>Ventura</i> ADL E300 SD IG3, POLISH SCANIA OMNICITY DD IG3, TEMSA SD IG4</p>
	<p align="center">I822 PRESSURE SWITCH NO 2 BAR M12x1.5</p>	<p align="center">I822 <i>Ventura</i> Wabco 4410140010 MCV DD EVOSETI ADL E200/E400 EV PSE</p>

	<p>I827 CABLE LOOM IGP ADL E400</p>	<p>I827 <i>Ventura</i> ADL E200 SD IG4 + E300 SD IG3/IG4 + E400 DD IG3/IG4, MCV SD 112/124RLE IG4</p>
	<p>J087 CABLE LOOM</p>	<p>J087 <i>Ventura</i> MCV SD EVOLUTION PS</p>
	<p>J097 12V SOLENOID COIL MSFG-12-OD</p>	<p>J097 <i>Ventura</i></p>
	<p>J208 CABLE LOOM</p>	<p>J208 <i>Ventura</i> POLISH SCANIA OMNICITY DD IG3</p>
 <p>Wire residue (pin 10) bridged with wire grey (pin 6)</p> <p>Wire residue (pin 10) bridged with wire grey (pin 6)</p> <p>Wire residue (pin 10) bridged with wire grey (pin 6)</p> <p>Cable type: L12Y11Y 190x25 mm2, 32x0,10 mm blank copper + 2x1,5 mm2, 190x0,10 mm blank copper</p> <p>Wire isolation: TPE-E Wire color: According to DIN 47100 Outer cable isolation: PU-RF color black</p>	<p>J278 SPIRAL CABLE ASSY</p>	<p>J278 <i>Ventura</i> BLUEBIRD SD RS WB NBFL PLAT RS</p>
	<p>J995 CABLE LOOM PS SCANIA</p>	<p>J995 <i>Ventura</i> POLISH SCANIA OMNICITY DD PS</p>
	<p>L190 CONNECTOR 2 POLE RECEPTACLE</p>	<p>L190 <i>Ventura</i></p>
	<p>L271 CABLE LOOM IGP 1350 TEMSA</p>	<p>L271 <i>Ventura</i> TEMSA SD IG4</p>


	<p>L285 CONNECTOR 2-POLE MALE</p>	<p>L285 <i>Ventura</i> WRIGHTBUS IG4</p>
	<p>L312 MICROSWITCH ELEC</p>	<p>L312 <i>Ventura</i> BLUEBIRD RS & WRIGHTBUS NBFL PLAT</p>
	<p>L317 CABLE LOOM ADAPTER 2-12 POLE</p>	<p>L317 <i>Ventura</i> WRIGHTBUS PS2</p>
	<p>L819 SPIRAL CABLE LOOM</p>	<p>L819 <i>Ventura</i></p>
	<p>M386 BUZZER 12V DC</p>	<p>M386 <i>Ventura</i> BLUEBIRD SD RS</p>
	<p>M468 CABLE LOOM</p>	<p>M468 <i>Ventura</i> BLUEBIRD SD RS</p>
	<p>N670 SPIRAL CABLE D-40 14 COILS IG4 ASSY</p>	<p>N670 <i>Ventura</i> WRIGHTBUS GEMINI PS2.1 + NBFL DD IG4 PLAT + STREETLITE</p>
	<p>O500 SPIRAL CABLE ASSY</p>	<p>O500 <i>Ventura</i> WRIGHTBUS GEMINI DD IG4 + NBFL DD IG4 WRIGHTBUS + ADL PS2 (Later Models)</p>

	<p>O719 CABLE LOOM</p>	<p>O719 <i>Ventura</i> WRIGHTBUS NBFL DD IG4 PLAT</p>
	<p>P535 SOLENOID 24VDC DIN B U77 USED ON P807/P542 VALVES</p>	<p>P535 <i>Ventura</i> ALL IG4 CAMOZZI SPOOL VALVES</p>
	<p>P539 REED SWITCH (CAMOZZI CYLINDERS) # REPLACES H864</p>	<p>P539 <i>Ventura</i> <i>Replaced H864 from Sep11></i> WRIGHTBUS ECLIPSE SD IG4 + GEMINI DD IG4 + STREETLITE SD IG4, ADL E200 SD IG4 + E300 SD IG4 + E400 DD IG4, MCV SD 112/124RLE IG4, TEMSA SD IG4</p>
	<p>Q632 Elec Actuator 32x1065</p>	<p>Q632 <i>Ventura</i></p>
	<p>Q609 REED SWITCH NO - AMP SUPERSEAL</p>	<p>Q609 <i>Ventura</i> RAMPS – BLUEBIRD/MELLOR ORION</p>
	<p>Q619 ELEC LINEAR ACTUATOR IGE</p>	<p>Q619 <i>Ventura</i> ADL E200/E400 EV IGE, WRIGHTBUS STREETLITE IGE</p>

 <p>Q672 - Pneumatic brake</p>	<p>Q672 ELECTRIC MOTOR 12V DC RS</p>	<p>Q672 Ventura BLUEBIRD ORION RS ELEC</p>
	<p>S929 CABLE ASSEMBLY</p>	<p>S929 Ventura WRIGHTBUS PS2</p>
	<p>S951 CABLE ASSEMBLY</p>	<p>S951 Ventura WRIGHTBUS PS2</p>
	<p>T129 ELEC DOOR CONTROLLER #2017 – UPGRADING TO VA8616 NOTE WIRING RE-PIN REQUIRED</p>	<p>T129 Ventura BLUEBIRD ORION (ELEC RS)</p>
	<p>U181 WATERPROOF MICROSWITCH</p>	<p>U181 Ventura</p>
	<p>U839 CABLE LOOM ADAPTER PS</p>	<p>U839 Ventura WRIGHTBUS PS2</p>

	<p>VA0520 SENSOR INFRARED - E500 MMC</p>	<p>VA0541 <i>Ventura</i></p>
	<p>VA0571 CABLE LOOM ADAPTER</p>	<p>VA0571 <i>Ventura</i> WRIGHTBUS PS2</p>
	<p>VA0739 PS2 SPIRAL CABLE ASSY</p>	<p>VA0571 <i>Ventura</i> WRIGHTBUS & ADL PS2</p>
	<p>VA0946 MOTOR SHAFT COUPLER 10-12</p>	<p>VA0946 <i>Ventura</i> ADL E200 EV PSE</p>
	<p>VA2211 DOOR CONTROLLER PROGRAMMED</p>	<p>VA2211 <i>Ventura</i> WRIGHTBUS STREETLITE IGE</p>
	<p>VA2252 CABLE LOOM</p>	<p>VA2252 <i>Ventura</i> WRIGHTBUS STREETLITE IGE</p>
	<p>VA3302 FOOT SIDE SENS EDGE – IG4</p>	<p>VA3302 <i>Ventura</i> WRIGHTBUS NBFL PLATFORM</p>

	<p>VA3340 CABLE LOOM RS NBFL</p>	<p>VA3340 <i>Ventura</i></p>
	<p>VA3594 PSE DRIVE UNIT PERFORMAX 52.1 24V</p>	<p>VA3594 <i>Ventura</i> ADL E200 EV</p>
	<p>VA3699 FOOT SENS EDGE - IG4</p>	<p>VA3699 <i>Ventura</i> WRIGHTBUS NBFL PLATFORM</p>
	<p>VA3704 CABLE LOOM DOORLEAF 2/2 POLE</p>	<p>VA3704 <i>Ventura</i></p>
	<p>VA6134 SWITCH N.O SCHAU S 870W3B1k</p>	<p>VA6134 <i>Ventura</i></p>
	<p>VA6195 ELECTRIC ACTUATOR 32x1065</p>	<p>VA6195 <i>Ventura</i> MELLOR ORION RS ELEC</p>
	<p>VA6199 ELECTROMOTOR 12V</p>	<p>VA6199 <i>Ventura</i> MELLOR ORION RS ELEC</p>
	<p>VA6346 12V LATCHING RELAY</p>	<p>VA6346 <i>Ventura</i> MELLOR ORION RS</p>

	<p>VA7226 DOOR CONTROLLER – ADL IGE</p> <p>VA7228 DOOR CONTROLLER – ADL PSE</p>	<p>VA7226 <i>Ventura</i></p> <p>VA7228 <i>Ventura</i> ADL E200 EV</p>
	<p>VA8616 DOOR CONTROLLER - MELLOR RS 2016 ></p>	<p>VA8616 <i>Ventura</i> MELLOR ORION RS ELEC</p>
	<p>VA8679 CABLE LOOM</p>	<p>VA8679 <i>Ventura</i> MELLOR ORION RS ELEC</p>
	<p>VB2107 ELECTROMOTOR 24VDC</p> <p># REPLACES S996</p>	<p>VB2107 <i>Ventura</i> ADL E200 EV PSE</p>
	<p>VC1128 POTENTIOMETER</p>	<p>VC1128 <i>Ventura</i></p>