







TDS PRODUCT IMAGE SHEET – CATEGORY >		
CRANK ARMS & STUB SHAFTS		
Images	TDS Part Numbers & Description	OE References & (WHERE FITTED)
	<b>CRK002A</b> CRANK ARM R66 HOLE Ø12	<b>CRK002A</b> TDS
	<b>CRK003A</b> CRANK ARM R72 PIN	<b>CRK003A</b> TDS
	<b>CRK006A</b> CRANK ARM R57 PIN	<b>214972</b> Peters
	<b>CRK007A</b> CRANK ARM SPLINED ASSY <i>#BRG004B (203327)=BEARING BUSH IF REQUIRED</i>	<b>217722</b> Peters
	<b>CRK008A</b> CRANK ARM R57 HOLE Ø10	<b>214654</b> Peters

 <p>CRK014A</p>	<p><b>CRK014A</b> CRANK ARM R75 PIN Ø16mm</p>	<p><b>CRK014A</b> TDS</p>
 <p>CRK016</p>	<p><b>CRK016A</b> CRANK ARM DOG CLUTCH</p>	<p><b>214195</b> Peters</p>
 <p>CRK017</p>	<p><b>CRK017A</b> CRANK ARM LOWER COLLAR</p>	<p><b>214196</b> Peters</p>
 <p>CRK018A</p>	<p><b>CRK018A</b> CRANK ARM R54 HOLE Ø10</p>	<p><b>214944</b> Peters</p>
 <p>CRK019A</p>	<p><b>CRK019A</b> CRANK ARM R87 HOLE Ø10</p>	<p><b>201456</b> Peters</p>
 <p>CRK020</p>	<p><b>CRK020A</b> CRANK ARM R57 HOLE TAPPED M12x1.75</p>	<p><b>CRK020A</b> TDS</p>

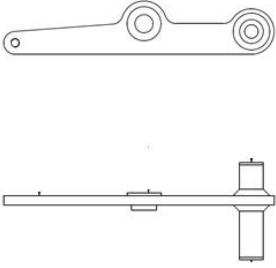

 <p>CRK022</p>	<p><b>CRK022A</b> CRANK ARM R59 HOLE</p>	<p><b>D25189</b> <i>Deans</i></p>
 <p>CRK202 R88</p>	<p><b>CRK202A</b> CRANK ARM R88 HOLE</p>	<p><b>D24169</b> <i>Deans</i></p>
 <p>CRK023A</p>	<p><b>CRK023A</b> CENTRE CRANK ARM WELD ASSY</p> <p># BRG004B (203327)=BEARING BUSH IF REQUIRED</p> 	<p><b>214656</b> <i>Peters</i></p>
	<p><b>CRK025A</b> CRANK ARM R80 (12M/16M/12F)PIN</p>	<p><b>CRK025A</b> <i>TDS</i></p>
 <p>CRK026 R65</p>	<p><b>CRK026</b> CRANK ARM R65 WELD ASSY LH</p>	<p><b>360316</b> <i>Overton</i></p>
 <p>CRK027 R65</p>	<p><b>CRK027</b> CRANK ARM R65 WELD ASSY RH</p>	<p><b>360315</b> <i>Overton</i> <b>360625</b></p>
 	<p><b>CRK031R</b> CLEVIS CRANK ARM</p> <p># FIT WITH BUSHES BRG030 x2</p>	<p><b>212773R</b> <i>Peters</i></p>

	<p><b>CRK033</b> ROUND CLEVIS 87C (FOR M10 SPH RODEND)</p>	<p><b>216759</b> <i>Peters</i></p>
	<p><b>CRK106</b> UPPER SPRING COLLAR</p>	<p><b>214192</b> <i>Peters</i></p>
	<p><b>CRK108</b> BEARING COLLAR – OVERTON  # SEE BRG048</p>	<p><i>Overton</i> See <b>220137</b></p>
	<p><b>CRK200</b> CRANK ARM R51 HOLE</p>	<p><b>013150</b> <i>Deans</i></p>
	<p><b>CRK202</b> CRANK ARM R88 DEANS</p>	<p><b>D24169</b> <i>Deans</i></p>
	<p><b>STB001A</b> STUBSHAFT ASSY- Ø22 GLIDER 64mm From underside of arm to Top of splines</p>	<p><b>200328</b> <i>Peters</i></p>

	<p><b>STB002A</b>          STUBSHAFT ASSY-GLIDER          92mm          From underside of arm to          Top of splines</p>	<p><b>215572</b> Peters  <b>214647</b> Peters</p>
	<p><b>STB003A</b>          STUBSHAFT ASSY-GLIDER          98mm Ø22          From underside of arm to          Top of splines</p>	<p><b>217495</b> Peters</p>
	<p><b>STB004A</b>          STUBSHAFT ASSY-FOLDER          84mm Ø22          From underside of arm to          Top of splines</p>	<p><b>200327</b> Peters</p>
	<p><b>STB005A</b>          STUBSHAFT ASSEMBLY Ø22          RH ELECTRIC FLUSH GLIDER</p>	<p><b>215357</b> Peters</p>
	<p><b>STB007A</b>          STUBSHAFT ASSY- FOLDER &amp;          GLIDER 105mm Ø22          From underside of arm to          Top of splines</p>	<p><b>214448</b> Peters</p>
	<p><b>STB008A</b>          STUBSHAFT ASSY-GLIDER          115mm Ø22          From underside of arm to          Top of splines</p>	<p><b>*****</b> Peters</p>

	<p><b>STB009A</b>  <b>STUBSHAFT ASSY-FOLDER</b>          76mm Ø22 &amp; Ø25          From underside of arm to          Top of splines</p>	<p><b>200510</b> <i>Peters</i></p>
	<p><b>STB010A</b>          Ø25 STUBSHAFT ASSY</p>	<p><b>STB010A</b> <i>TDS</i></p>
	<p><b>STB011A</b>          DOOR GUIDE SHAFT</p>	<p><b>200879</b> <i>Peters</i></p>
	<p><b>STB012A</b>          STUBSHAFT D/SPLINED          Ø22-25-22</p>	<p><b>217717</b> <i>Peters</i></p>
	<p><b>STB013A</b>          Ø25 DRIVE SHAFT PLAIN</p>	<p><b>STB013A</b> <i>TDS</i></p>
	<p><b>STB014A</b>          120mm Ø22          DRIVE SHAFT PLAIN</p>	<p><b>200872</b> <i>Peters</i></p>
	<p><b>STB015</b>          DRIVE SHAFT</p>	<p><b>H102186</b> <i>Deans</i></p>

	<p align="center"><b>STB016</b> DRIVE SHAFT CLAMP PLATE</p>	<p align="center"><b>H102189</b> <i>Deans</i></p>
	<p align="center"><b>STB017A</b> STUBSHAFT ASSY Ø22 RH ELECTRIC FOLDER</p>	<p align="center"><b>214430</b> <i>Peters</i></p>
	<p align="center"><b>B470</b> PS MICROSWITCH CAM SHAFT 15MM  # SECURING SCREW = A210</p>	<p align="center"><b>B470</b> <i>Ventura</i></p>
	<p align="center"><b>C215</b> LEVER SHAFT LH</p>	<p align="center"><b>C215</b> <i>Ventura</i></p>
	<p align="center"><b>C258</b> CLASP LEVER</p>	<p align="center"><b>C258</b> <i>Ventura</i></p>
	<p align="center"><b>E420</b> PS SPACER ARM MOUNTED</p>	<p align="center"><b>E420</b> <i>Ventura</i></p>

	<p><b>O677</b> CENTRAL LEVER ASSY</p>	<p><b>O677</b> <i>Ventura</i></p>
	<p><b>VA1588</b> PS MICROSWITCH CAM SHAFT 12MM</p> <p># SECURING SCREW = A210</p>	<p><b>VA1588</b> <i>Ventura</i> WB GEMINI DD PS2</p>