

TDS PRODUCT IMAGE SHEET – CATEGORY



BUTTONS

Images	TDS Part Numbers & Description	OE References & (WHERE FITTED)
	<p>BUT001-ASY-P DRIVERS DOUBLE FLUSH BUTTON PNEUMATIC (NC) Size h=58 w=90</p>	<p>216370 Peters 214185 Peters 032289 Deans D23582 Deans</p>
	<p>BUT002-ASY-P INTERNAL DOUBLE BUTTON PNEUMATIC (NC) Size h=58 w=90</p>	<p>216371 Peters 214186 Peters D23581 Deans</p>
	<p>BUT002-ASY-PE INTERNAL DOUBLE BUTTON PNEUMATIC NC/ELECTRIC Size h=58 w=90</p>	<p>BUT002-ASY-PE TDS I824 Ventura</p>
	<p>BUT003-ASY-P EXTERNAL EMERGENCY FLUSH BUTTON PNEUMATIC Size dia=80</p>	<p>216372 Peters 214187 Peters 031145 Deans</p>
	<p>BUT003-ASY-PC EXTERNAL EMERGENCY FLUSH BUTTON PNEUMATIC BOOTED</p>	<p>BUT003-ASY-PC TDS</p>
	<p>BUT003-ASY-PE EXTERNAL EMERGENCY FLUSH BUTTON PNEUMATIC NC/ ELECTRIC Size dia=80</p>	<p>BUT003-ASY-PE TDS I823 Ventura</p>

	<p>BUT003-ASY-PEC EXTERNAL EMERGENCY FLUSH BUTTON PNEUMATIC & ELECTRIC BOOTED</p>	<p>BUT003-ASY-PEC <i>TDS</i></p>
	<p>BUT004-ASY-P INTERNAL SINGLE CLOSE FLUSH BUTTON PNEUMATIC Size h=58 w=45</p>	<p>216373 <i>Peters</i> 215168 <i>Peters</i> 033176 <i>Deans</i></p>
	<p>BUT005-ASY-P INTERNAL SINGLE OPEN FLUSH BUTTON PNEUMATIC Size h=58 w=45</p>	<p>216374 <i>Peters</i> 215167 <i>Peters</i></p>
	<p>BUT006-ASY-P INTERNAL EMERGENCY RAISED BUTTON PNEUMATIC Size h=58 w=45</p>	<p>216375 <i>Peters</i> 031175 <i>Deans</i></p>
	<p>BUT007-ASY DRIVERS DOUBLE FLUSH BUTTON ELECTRIC Size h=58 w=90</p>	<p>216380 <i>Peters</i></p>
	<p>BUT008-ASY INTERNAL DOUBLE BUTTON ELECTRIC Size h=58 w=90</p>	<p>216381 <i>Peters</i></p>
	<p>BUT009-ASY EXTERNAL EMERGENCY FLUSH BUTTON ELECTRIC</p>	<p>216382 <i>Peters</i> 031916 <i>Deans</i></p>








	<p>BUT009-ASY-EC EXTERNAL EMERGENCY FLUSH BUTTON ELECTRIC BOOTED</p>	<p>BUT009-ASY-EC <i>TDS</i></p>
	<p>BUT010-ASY INTERNAL SINGLE CLOSE FLUSH BUTTON ELECTRIC Size h=58 w=45</p>	<p>216383 <i>Peters</i></p>
	<p>BUT011-ASY INTERNAL SINGLE OPEN FLUSH BUTTON ELECTRIC Size h=58 w=45</p>	<p>216384 <i>Peters</i></p>
	<p>BUT012-ASY INTERNAL EMERGENCY RAISED BUTTON ELECTRIC Size h=58 w=45</p>	<p>216385 <i>Peters</i></p>
	<p>BUT013A BUTTON MICROSWITCH</p>	<p>216388 <i>Peters</i> 026752 <i>Deans</i></p>
	<p>BUT014-ASY-P SINGLE BLACK FLUSH BUTTON PNEUMATIC Size h=58 w=45</p>	<p>216444 <i>Peters</i> 214931 <i>Peters</i> 0106342 <i>Deans</i></p>
	<p>BUT015-ASY SINGLE BLACK FLUSH BUTTON ELECTRIC Size h=58 w=45</p>	<p>216445 <i>Peters</i></p>

	<p>BUT016-ASY-P DOUBLE FLUSH BUTTON ELECTRIC OPEN PNEUMATIC CLOSE Size h=58 w=90</p>	<p>216518 <i>Peters</i></p>
	<p>BUT017-ASY-P DOUBLE FLUSH BUTTON ELECTRIC & PNEUMATIC OPEN/CLOSE Size h=58 w=90</p>	<p>217343 <i>Peters</i></p>
	<p>BUT018 RED PUSH BUTTON S/P (NO) MOMENTARY. 12mm DIA 0.25 TAB CONNECTORS</p>	<p>BUT018 <i>TDS</i></p>
	<p>BUT019 GREEN PUSH BUTTON S/P (NO) MOMENTARY. 12mm DIA 0.25 TAB CONNECTORS</p>	<p>BUT019 <i>TDS</i></p>
	<p>BUT030B ILLUMINATED GREEN DRIVERS CLOSE BUTTON - HALOGEN (BULB = BUT032B)</p>	<p>216302 <i>Peters</i></p>
	<p>BUT030B-LED ILLUMINATED GREEN DRIVERS CLOSE BUTTON - LED (BULB = BUT033B)</p>	<p>217756 <i>Peters</i></p>
	<p>BUT031B ILLUMINATED RED DRIVERS OPEN BUTTON - HALOGEN (BULB = BUT032B)</p>	<p>216301 <i>Peters</i></p>

	<p>BUT031B-LED ILLUMINATED RED DRIVERS OPEN BUTTON - LED (BULB = BUT033B)</p>	<p>217755 <i>Peters</i></p>
	<p>BUT032B 24V HALO BULB FOR ILLUMINATED BUTTONS</p>	<p>216108 <i>Peters</i></p>
 <p>LED BUT033B</p>	<p>BUT033B 24V LED BULB FOR ILLUMINATED BUTTONS</p>	<p>217754 <i>Peters</i></p>
	<p>BUT036C RAMP REQUEST BUTTON</p>	<p>031595 <i>Deans</i></p>
	<p>BUT039B RED ILLUMINATED PUSH MOMENTARY BUTTON (ENGRAVED)</p>	<p>DEP-00348 <i>Wrights</i> DEP-00420 <i>Wrights</i></p>
	<p>BUT039B-01 RED ILLUMINATED PUSH MOMENTARY BUTTON</p>	<p>DEP-00348 <i>Wrights</i> DEP-00420 <i>Wrights</i></p>
	<p>BUT041B GREEN ILLUMINATED PUSH MOMENTARY BUTTON (ENGRAVED)</p>	<p>DEP-00347 <i>Wrights</i></p>




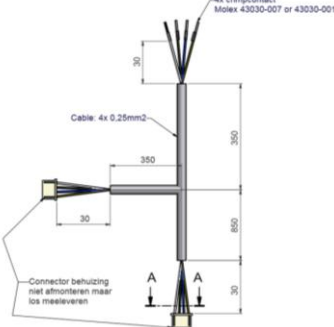



	<p>BUT041B-01 GREEN ILLUMINATED PUSH MOMENTARY BUTTON # BUT041B = ENGRAVED 'DOOR CLOSE' LENS</p>	<p>DEP-00347 <i>Wrights</i></p>
	<p>BUT046-ASY EXTERNAL EMERGENCY FLUSH BUTTON ELECTRIC (HOLD)</p>	<p>BUT046-ASY <i>TDS</i> (TREKA 16 from Jul14)</p>
	<p>BUT046-ASY-EC EXTERNAL EMERGENCY FLUSH BUTTON ELECTRIC (HOLD) BOOTED</p>	<p>BUT046-ASY-EC <i>TDS</i></p>
	<p>RUB046-01 UNIVERSAL BUTTON BOOT CAN BE CUT TO SUIT ALL BUTTON VARIANTS</p>	 <p>RUB046-01 <i>TDS</i></p>
	<p>BUT047 DRIVER OPEN-CLOSE ILLUMINATED RED BUTTON USED ON BCE DOORS WITH CONTROL BOX ELE904</p>	<p>11703062 <i>BCE</i></p>
	<p>BUT049-01 ILLUM LED BLUE DISABLED/PRAM ELEC BUTTON (3PIN W/PROOF)</p>	<p>BUT049-01 <i>TDS</i></p>
	<p>BUT050-01 ILLUM LED DOOR OPEN/CLOSE ELEC BUTTON (3PIN W/PROOF)</p>	<p>BUT050-01 <i>TDS</i> OPTARE SOLO EXP</p>

	<p>BUT051-01 ILUM LED YELLOW POLE MOUNTED DOOR OPEN BUTTON</p> <p># 5MTR CONN CABLE = ELE164</p>	<p>BUT051-01 TDS OPTARE SOLO EXP</p>
	<p>BUT052B-01 CLR/RED ILLUMINATED PUSH MOMENTARY BUTTON (15V ZENER)</p>	<p>DEP-00472 Wrights</p>
	<p>BUT063 EXTERNAL PNE BUTTON MASATS</p>	<p>32310CEP Masats</p>
	<p>BUT064 Masats Button & Cover Assy</p>	<p>22013MAP Masats</p>
	<p>BUT202C LARGE DOUBLE BUTTON PNEUMATIC</p>	<p>031143 Deans</p>
	<p>BUT204C LARGE DOUBLE BUTTON ELECTRIC</p>	<p>031142 Deans</p>
	<p>BUT300D RED PUSH BUTTON T3</p>	<p>021770 Deans</p>

 <p>BUT301D</p>	<p>BUT301D GREEN PUSH BUTTON T3</p>	<p>021771 Deans</p>
 <p>BUT302D</p>	<p>BUT302D CHROME BEZEL</p>	<p>021773 Deans</p>
 <p>BUT303D</p>	<p>BUT303D WHITE PUSH BUTTON T1</p>	<p>024880 Deans</p>
 <p>BUT304D</p>	<p>BUT304D WHITE PUSH BUTTON T3</p>	<p>026384 Deans</p>
	<p>BUT307 DOUBLE RAISED BUTTON PNEUMATIC (3 PORT)</p>	<p>025622 Deans</p>
	<p>BUT308 EMERGENCY OPEN SINGLE BUTTON</p>	<p>E28248 Deans</p>
	<p>BUT309 EXTERIOR EMERGENCY ASSY</p>	<p>D41327 Deans</p>

	<p>BUT310 DEANS GREEN RAISED PUSH BUTTON (3-PORT)</p>	<p>E28250 <i>Deans</i></p>
	<p>BUT311 DRIVERS EXIT DOOR CONTROL</p>	<p>D31315 <i>Deans</i></p>
	<p>COV001 SINGLE BUTTON HINGED COVER</p>	<p>COV001 <i>TDS</i></p>
	<p>COV005 SUNKEN DISH (EMERGENCY VALVE)</p>	<p>C08761 <i>Deans</i></p>
	<p>ELE098 MICROSWITCH N31075</p>	<p>065009 <i>Deans</i> 047739 <i>Deans</i></p>
	<p>ELE158-01 3-WAY IP67 WATERPROOF MICROSWITCH (NO/NC) V3 ASSY</p>	<p>U181 <i>Ventura</i></p>
	<p>ELE158-02 2-WAY IP67 WATERPROOF MICROSWITCH (NO/NC) V3 ASSY</p>	<p>ELE158-02 <i>TDS</i></p>

	<p>FAS028 BUTTON FASCIA PLATE ROUND (EMERGENCY ONLY)</p>	<p>E20321 <i>Deans</i></p>
	<p>VAL008P BUTTON PNEUMATIC VALVE (N/C)</p>	<p>216389 <i>Peters</i> 216993-87 <i>Peters</i> K922 <i>Ventura</i></p>
	<p>L169 BUTTON PNEUMATIC VALVE (N/O)</p>	<p>L169 <i>Ventura</i></p>
	<p>C250 ELECTRIC PUSH BUTTON N/O</p>	<p>C250 <i>Ventura</i> POLISH SCANIA OMNICITY DD IG3/PS</p>
	<p>D333 DISABLED BLUE ILLUMINATED BUTTON (SINGLE GLAZE)</p>	<p>D333 <i>Ventura</i> EAST LANCS SD PS + OLYMPUS DD PS</p>
	<p>E747</p>	<p>E747 <i>Ventura</i></p>
	<p>F975 DISABLED BLUE ILLUMINATED BUTTON (DOUBLE GLAZE)</p>	<p>F975 <i>Ventura</i> WRIGHTBUS STREETCAR PS</p>

 <p>F995</p>	<p>F995 OPEN GREEN ILLUMINATED BUTTON – 1 SIDE</p>	<p>F995 <i>Ventura</i> WRIGHTBUS STREETCAR PS</p>
 <p>G020</p>	<p>G020 OPEN GREEN ILLUMINATED BUTTON (SINGLE GLAZE)</p>	<p>G020 <i>Ventura</i> WRIGHTBUS STREETCAR PS</p>
	<p>F017 CABLE CHT-46 CAPTRON PREMOUNTED</p>	<p>F017 <i>Ventura</i></p>
 <p>4x crimpcontact Molex 43030-007 or 43030-001</p> <p>Cable: 4x 0.25mm²</p> <p>Connector behuizing niet afbreken maar los maaleveren</p>	<p>G584 CABLE FOR CAPTRON PREMOUTED</p>	<p>G584 <i>Ventura</i></p>
	<p>G907 EMERGENCY OPEN RAISED BUTTON PNEUMATIC NC. PNEU VALVE BUTTON</p>	<p>G907 <i>Ventura</i> WRIGHTBUS ECLIPSE SD IG3 + GEMINI DD IG3, OPTARE SD PS VERSA + TEMPO</p>
	<p>H694 DRIVERS DOUBLE FLUSH BUTTON PNEUMATIC</p>	<p>H694 <i>Ventura</i> WRIGHTBUS ECLIPSE SD IG3/IG4 + GEMINI DD IG3/IG4 + STREETLITE SD IG4 + NBFL DD IG4/IG4 PLAT/PS, OPTARE SD PS VERSA, MCV DD EVOSETI</p>
	<p>H907 DOOR BUTTON FLAP COVER</p>	<p>H907 <i>Ventura</i></p>


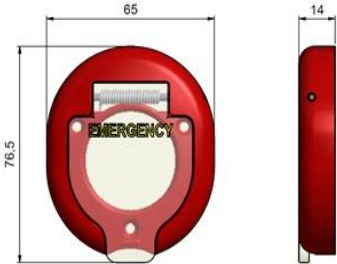


	<p>I002 GREEN ELEC PUSH BUTTON</p>	<p>I002 <i>Ventura</i></p>
	<p>I003 RED ELEC PUSH BUTTON</p>	<p>I003 <i>Ventura</i></p>
	<p>I226 ELECTRIC PUSHBUTTON NO</p>	<p>I226 <i>Ventura</i> WRIGHTBUS STREETLITE IGE ADL E200/E400 EV</p>
	<p>I470 EMERGENCY OPEN RAISED BUTTON PNEU (N/O) VALVE = L169</p> <p><small>< Earlier version valve NO= I123 With barb fittings</small></p>	<p>I470 <i>Ventura</i> POLISH SCANIA OMNICITY DD IG3/PS</p>
	<p>I823 EMERGENCY OPEN FLUSH BUTTON ELECTRIC & PNEUMATIC (N/C)</p>	<p>I823 <i>Ventura</i> ADL E200 SD IG4 + E300 SD IG4 + E400 DD IG3/IG4/PS, TEMSA SD IG4</p>
	<p>I824 DOUBLE BUTTON OPEN/CLOSE ELECTRIC & PNEUMATIC (N/C)</p>	<p>I824 <i>Ventura</i> ADL E200 SD IG4 + E300 SD IG4 + E400 DD IG3/IG4/PS, OPTARE SD PS VERSA + TEMPO</p>

	<p>I835 BUTTON CAPTRON BLUE DISABLED (WALL MOUNT)</p>	<p>I835 <i>Ventura</i></p>
	<p>I898 INTERNAL EMERGENCY BUTTON PNEUMATIC</p>	<p>I898 <i>Ventura</i></p>
	<p>I951 SINGLE RAISED BUTTON PNEUMATIC (N/C) / ELECTRIC</p>	<p>I951 <i>Ventura</i> TEMA SD IG4</p>
	<p>I978 EMERGENCY DEVICE EXTERIOR INCL 1992</p>	<p>I978 <i>Ventura</i></p>
	<p>I979 EXTERIOR CLOSE DEVICE</p>	<p>I979 <i>Ventura</i></p>
	<p>J018 DOOR BUTTON COVER BLACK</p>	<p>J018 <i>Ventura</i></p>
	<p>J020 CLOSE DEVICE LABEL # REPLACEMENT FOR USE IN 1979</p>	<p>J020 <i>Ventura</i></p>

	<p>I226 ELEC PUSH BUTTON (N/O)</p>	<p>I226 <i>Ventura</i> ADL E200 EV</p>
	<p>I992 EMERGENCY OPEN RAISED BUTTON ELECTRIC/PNEUMATIC</p>	<p>I992 <i>Ventura</i></p>
	<p>I994 BUTTON EAO 1 SIDE GREY WC</p> <p># OCT14 - REPLACED BY Q149-KIT</p>	<p>I994 <i>Ventura</i> MCV SD EVOLUTION PS</p>
	<p>Q149-KIT (P661) BUTTON CAPTRON 1 SIDE GREY WC</p> <p># REPLACES I994</p>	<p>P661 <i>Ventura</i> MCV SD EVOLUTION PS</p>
	<p>J019 PUSH BUTTON COVER HELLA</p>	<p>J019 <i>Ventura</i></p>
	<p>J348 EMERGENCY COVER FIXED PLATE</p>	<p>J348 <i>Ventura</i></p>
	<p>J353 EMERGENCY COVER TORSION SPRING</p>	<p>J353 <i>Ventura</i></p>

 <p>A long, thin metal rod with a yellow label 'J357' at the bottom.</p>	<p>J357 EMERGENCY COVER ROD</p>	<p>J357 <i>Ventura</i></p>
 <p>A black rectangular button with two circular buttons: a red one on the left labeled 'OPEN DOOR' and a green one on the right labeled 'CLOSE DOOR'.</p>	<p>J618 DOUBLE FLUSH BUTTON PNEUMATIC (N/C)</p>	<p>J618 <i>Ventura</i> WRIGHTBUS ECLIPSE SD IG4, WRIGHTBUS GEMINI DD IG4 + STREETLITE SD IG4 + NBFL DD IG4/IG4 PLAT/PS</p>
 <p>A silver, semi-circular cover with the text 'DOOR OPEN-CLOSE' embossed on it. A yellow label 'J693' is at the bottom.</p>	<p>J693 DOOR SWITCH COVER</p>	<p>J693 <i>Ventura</i></p>
 <p>A yellow circular button with a red center and the word 'EMERGENCY' repeated around the perimeter.</p>	<p>L061 EMERGENCY OPEN BUTTON PNEUMATIC (N/O)</p>	<p>L061 <i>Ventura</i></p>
 <p>A yellow circular cover with a central white circle and the word 'EMERGENCY' repeated around the perimeter.</p>	<p>L062 (M970) EMERGENCY BUTTON EXTERIOR COVER</p>	<p>L062 <i>Ventura</i> WRIGHTBUS ECLIPSE SD IG4, WRIGHTBUS GEMINI DD IG4 + STREETLITE SD IG4, BLUEBIRD SD RS</p>
 <p>A yellow circular cover with a central white circle and a small rectangular slot at the top.</p>	<p>L063 EMERGENCY BUTTON INTERIOR COVER</p>	<p>L063 <i>Ventura</i> MCV SD 112/124RLE IG4, BLUEBIRD SD RS, MCV DD EVOSETI IG4</p>

	<p>L064 BUTTON OUTSIDE COVER</p>	<p>L064 <i>Ventura</i></p>
	<p>L866 DOUBLE FLUSH BUTTON PNEUMATIC (N/C) /ELECTRIC</p>	<p>L866 <i>Ventura</i> MCV SD 112/124RLE IG4</p>
	<p>L876 EMERGENCY OPEN BUTTON PNEUMATIC (N/C)</p>	<p>L876 <i>Ventura</i> MCV SD 112/124RLE IG4, BLUEBIRD SD RS, MCV DD EVOSETI</p>
	<p>M491 RUBBER CAP PUSH BUTTON (N/O) WITH SEAL</p>	<p>M491 <i>Ventura</i> MCV SD 112/124RLE IG4, BLUEBIRD SD RS</p>
	<p>M492 EXTERNAL GREEN BUTTON COVER</p>	<p>M492 <i>Ventura</i> BLUEBIRD SD RS</p>
	<p>M494 PUSH BUTTON GREEN ELECTRIC</p>	<p>M494 <i>Ventura</i> BLUEBIRD SD RS</p>
	<p>M692 PUSHBUTTON RED PNEUMATIC (N/C)</p>	<p>M692 <i>Ventura</i></p>

	<p>M699 COVER EMERGENCY BUTTON INSIDE</p>	<p>M699 <i>Ventura</i></p>
	<p>M971 (M979) EMERGENCY OPEN BUTTON N/C PNEUMATIC/ELECTRIC</p>	<p>M971 <i>Ventura</i> WRIGHTBUS ECLIPSE SD IG4, WRIGHTBUS GEMINI DD IG4 + STREELITE SD IG4 + NBFL DD IG4/IG4 PLAT/PS</p>
	<p>M979 EMERGENCY OPEN BUTTON YELLOW PNEUMATIC (NC) + ELECTRIC</p>	<p>M979 <i>Ventura</i> WRIGHTBUS ECLIPSE SD IG4, WRIGHTBUS GEMINI DD IG4 + STREELITE SD IG4 + NBFL DD IG4/IG4 PLAT/PS</p>
	<p>0749 EMERGENCY BUTTON INTERIOR COVER RED</p>	<p>0749 <i>Ventura</i></p> 
	<p>0750 EMERGENCY BUTTON INTERIOR COVER GREY</p>	<p>0750 <i>Ventura</i></p>
	<p>0752 DOUBLE BUTTON ELECTRIC</p>	<p>0752 <i>Ventura</i></p>
	<p>P078 EMERGENCY PUSH BUTTON RED PNEUMATIC (N/C) + ELECTRIC</p>	<p>P078 <i>Ventura</i></p>

	<p>P079 EMERGENCY PUSH BUTTON GREY/GREEN PNEUMATIC (N/C) + ELECTRIC</p>	<p>P079 <i>Ventura</i></p>
	<p>U180 Push Button Pne-Elec WP</p>	<p>U180 <i>Ventura</i></p>
	<p>U181 3-WAY IP67 WATERPROOF MICROSWITCH (NO/NC)</p>	<p>U181 <i>Ventura</i> ELE158-01 <i>TDS</i></p>
	<p>U890 EMERGENCY COVER GREY - OPEN</p>	<p>U890 <i>Ventura</i></p>
	<p>VA0006 EMERGENCY COVER GREY - CLOSE</p>	<p>VA0006 <i>Ventura</i></p>
	<p>VA0124 EMERGENCY BUTTON GREY/RED PNEU NC + ELECTRIC</p>	<p>VA0124 <i>Ventura</i></p>
	<p>VA4732 Emergency Push Button (NO)</p>	<p>VA4732 <i>Ventura</i></p>

	<p>VB2226 INTERNAL BUTTON</p>	<p>VB2226 <i>Ventura</i></p>
	<p>VB2339 EMERGENCY BUTTON YELLOW ELECTRIC (WP MICROSWITCH)</p>	<p>VB2339 <i>Ventura</i></p>
	<p>VB2340 EMERGENCY BUTTON GREY ELECTRIC (WP MICROSWITCH)</p>	<p>VB2340 <i>Ventura</i></p>
	<p>VB8400 Button EAO Red SP</p>	<p>VB8400 <i>Ventura</i></p>