

**TDS PRODUCT IMAGE SHEET – CATEGORY > BUTTONS**

Image	TDS Part Number & Description	OE & Alternative Part References (WHERE FITTED)
	<b>BUT001-ASY-P</b> DRIVERS DOUBLE FLUSH BUTTON PNEUMATIC Size h=58 w=90	<b>216370</b> <i>Peters</i> <b>214185</b> <i>Peters</i> <b>032289</b> <i>Deans</i> <b>D23582</b> <i>Deans</i>
	<b>BUT002-ASY-P</b> INTERNAL DOUBLE BUTTON PNEUMATIC Size h=58 w=90	<b>216371</b> <i>Peters</i> <b>214186</b> <i>Peters</i> <b>D23581</b> <i>Deans</i>
	<b>BUT003-ASY-P</b> EXTERNAL EMERGENCY FLUSH BUTTON PNEUMATIC Size dia=80	<b>216372</b> <i>Peters</i> <b>214187</b> <i>Peters</i> <b>031145</b> <i>Deans</i>
	<b>BUT003-ASY-PC</b> EXTERNAL EMERGENCY FLUSH BUTTON PNEUMATIC BOOTED	<b>BUT003-ASY-PC</b> <i>TDS</i>
	<b>BUT003-ASY-PEC</b> EXTERNAL EMERGENCY FLUSH BUTTON PNEUMATIC & ELECTRIC BOOTED	<b>BUT003-ASY-PEC</b> <i>TDS</i>
	<b>BUT004-ASY-P</b> INTERNAL SINGLE CLOSE FLUSH BUTTON PNEUMATIC Size h=58 w=45	<b>216373</b> <i>Peters</i> <b>215168</b> <i>Peters</i> <b>031176</b> <i>Deans</i>
	<b>BUT005-ASY-P</b> INTERNAL SINGLE OPEN FLUSH BUTTON PNEUMATIC Size h=58 w=45	<b>216374</b> <i>Peters</i> <b>215167</b> <i>Peters</i>

	<p><b>BUT006-ASY-P</b> INTERNAL EMERGENCY RAISED BUTTON PNEUMATIC Size h=58 w=45</p>	<p><b>216375</b> <i>Peters</i> <b>031175</b> <i>Deans</i></p>
	<p><b>BUT007-ASY</b> DRIVERS DOUBLE FLUSH BUTTON ELECTRIC Size h=58 w=90</p>	<p><b>216380</b> <i>Peters</i></p>
	<p><b>BUT008-ASY</b> INTERNAL DOUBLE BUTTON ELECTRIC Size h=58 w=90</p>	<p><b>216381</b> <i>Peters</i></p>
	<p><b>BUT009-ASY</b> EXTERNAL EMERGENCY FLUSH BUTTON ELECTRIC</p>	<p><b>216382</b> <i>Peters</i> <b>031916</b> <i>Deans</i></p>
	<p><b>BUT009-ASY-EC</b> EXTERNAL EMERGENCY FLUSH BUTTON ELECTRIC BOOTED</p>	<p><b>BUT009-ASY-EC</b> <i>TDS</i></p>
	<p><b>BUT010-ASY</b> INTERNAL SINGLE CLOSE FLUSH BUTTON ELECTRIC Size h=58 w=45</p>	<p><b>216383</b> <i>Peters</i></p>
	<p><b>BUT011-ASY</b> INTERNAL SINGLE OPEN FLUSH BUTTON ELECTRIC Size h=58 w=45</p>	<p><b>216384</b> <i>Peters</i></p>








	<p><b>BUT012-ASY</b> INTERNAL EMERGENCY RAISED BUTTON ELECTRIC Size h=58 w=45</p>	<p><b>216385</b> <i>Peters</i></p>
	<p><b>BUT013A</b> BUTTON MICROSWITCH</p>	<p><b>216388</b> <i>Peters</i> <b>026752</b> <i>Deans</i></p>
	<p><b>BUT014-ASY-P</b> SINGLE BLACK FLUSH BUTTON PNEUMATIC Size h=58 w=45</p>	<p><b>216444</b> <i>Peters</i> <b>214931</b> <i>Peters</i> <b>0106342</b> <i>Deans</i></p>
	<p><b>BUT015-ASY</b> SINGLE BLACK FLUSH BUTTON ELECTRIC Size h=58 w=45</p>	<p><b>216445</b> <i>Peters</i></p>
	<p><b>BUT016-ASY-P</b> DOUBLE FLUSH BUTTON ELECTRIC OPEN PNEUMATIC CLOSE Size h=58 w=90</p>	<p><b>216518</b> <i>Peters</i></p>
	<p><b>BUT017-ASY-P</b> DOUBLE FLUSH BUTTON ELECTRIC &amp; PNEUMATIC OPEN/CLOSE Size h=58 w=90</p>	<p><b>217343</b> <i>Peters</i></p>
	<p><b>BUT018</b> RED PUSH BUTTON S/P (NO) MOMENTARY. 12mm DIA 0.25 TAB CONNECTORS</p>	<p><b>BUT018</b> <i>TDS</i></p>

	<p><b>BUT019</b> GREEN PUSH BUTTON S/P (NO) MOMENTARY. 12mm DIA 0.25 TAB CONNECTORS</p>	<p><b>BUT019</b> <i>TDS</i></p>
	<p><b>BUT030B</b> ILLUMINATED GREEN DRIVERS CLOSE BUTTON - HALOGEN (BULB = BUT032B)</p>	<p><b>216302</b> <i>Peters</i></p>
	<p><b>BUT030B-LED</b> ILLUMINATED GREEN DRIVERS CLOSE BUTTON - LED (BULB = BUT033B)</p>	<p><b>217756</b> <i>Peters</i></p>
	<p><b>BUT031B</b> ILLUMINATED RED DRIVERS OPEN BUTTON - HALOGEN (BULB = BUT032B)</p>	<p><b>216301</b> <i>Peters</i></p>
	<p><b>BUT031B-LED</b> ILLUMINATED RED DRIVERS OPEN BUTTON - LED (BULB = BUT033B)</p>	<p><b>217755</b> <i>Peters</i></p>
	<p><b>BUT032B</b> 24V HALO BULB FOR ILLUMINATED BUTTONS</p>	<p><b>216108</b> <i>Peters</i></p>
 <i>LED BUT033B</i>	<p><b>BUT033B</b> 24V LED BULB FOR ILLUMINATED BUTTONS</p>	<p><b>217754</b> <i>Peters</i></p>



	<p><b>BUT036C</b> RAMP REQUEST BUTTON</p>	<p><b>031595</b> <i>Deans</i></p>
	<p><b>BUT039B-01</b> RED ILLUMINATED PUSH MOMENTARY BUTTON # BUT039B = <u>ENGRAVED `DOOR OPEN`</u> LENS</p>	<p><b>DEP-00348</b> <i>Wrights</i> <b>DEP-00420</b> <i>Wrights</i></p>
	<p><b>BUT041B-01</b> GREEN ILLUMINATED PUSH MOMENTARY BUTTON # BUT041B = <u>ENGRAVED `DOOR CLOSE`</u> LENS</p>	<p><b>DEP-00347</b> <i>Wrights</i></p>
	<p><b>BUT046-ASY</b> EXTERNAL EMERGENCY FLUSH BUTTON ELECTRIC (HOLD)</p>	<p><b>BUT046-ASY</b> <i>TDS</i> <b>(TREKA 16 from Jul14)</b></p>
	<p><b>BUT046-ASY-EC</b> EXTERNAL EMERGENCY FLUSH BUTTON ELECTRIC (HOLD) BOOTED</p>	<p><b>BUT046-ASY-EC</b> <i>TDS</i></p>
	<p><b>UNIVERSAL</b> <b>RUB046-01</b> BUTTON BOOT CAN BE CUT TO SUIT ALL BUTTON VARIANTS</p>	<p><b>RUB046-01</b> <i>TDS</i></p> 
	<p><b>BUT047</b> DRIVER OPEN-CLOSE ILLUMINATED RED BUTTON USED ON BCE DOORS WITH CONTROL BOX ELE904</p>	<p><b>11703062</b> <i>BCE</i></p>

	<p><b>BUT049-01</b> ILLUM LED BLUE DISABLED/PRAM ELEC BUTTON (3PIN W/PROOF)</p>	<p><b>BUT049-01</b> TDS</p>
	<p><b>BUT050-01</b> ILLUM LED DOOR OPEN/CLOSE ELEC BUTTON (3PIN W/PROOF)</p>	<p><b>BUT050-01</b> TDS OPTARE SOLO EXP</p>
	<p><b>BUT051-01</b> ILUM LED YELLOW POLE MOUNTED DOOR OPEN BUTTON  # 5MTR CONN CABLE = ELE164</p>	<p><b>BUT051-01</b> TDS OPTARE SOLO EXP</p>
	<p><b>BUT052B-01</b> CLR/RED ILLUMINATED PUSH MOMENTARY BUTTON (15V ZENER)</p>	<p><b>DEP-00472</b> Wrights</p>
	<p><b>BUT063</b> EXTERNAL PNE BUTTON MASATS</p>	<p><b>32310CEP</b> Masats</p>
	<p><b>BUT202C</b> LARGE DOUBLE BUTTON PNEUMATIC</p>	<p><b>031143</b> Deans</p>
	<p><b>BUT204C</b> LARGE DOUBLE BUTTON ELECTRIC</p>	<p><b>031142</b> Deans</p>

 <p><b>BUT300D</b></p>	<p><b>BUT300D</b> RED PUSH BUTTON T3</p>	<p><b>021770</b> <i>Deans</i></p>
 <p><b>BUT301D</b></p>	<p><b>BUT301D</b> GREEN PUSH BUTTON T3</p>	<p><b>021771</b> <i>Deans</i></p>
 <p><b>BUT302D</b></p>	<p><b>BUT302D</b> CHROME BEZEL</p>	<p><b>021773</b> <i>Deans</i></p>
 <p><b>BUT303D</b></p>	<p><b>BUT303D</b> WHITE PUSH BUTTON T1</p>	<p><b>024880</b> <i>Deans</i></p>
 <p><b>BUT304D</b></p>	<p><b>BUT304D</b> WHITE PUSH BUTTON T3</p>	<p><b>026384</b> <i>Deans</i></p>
	<p><b>BUT307</b> DOUBLE RAISED BUTTON PNEUMATIC (3 PORT)</p>	<p><b>025622</b> <i>Deans</i></p>
	<p><b>BUT308</b> EMERGENCY OPEN SINGLE BUTTON</p>	<p><b>E28248</b> <i>Deans</i></p>

	<p><b>BUT309</b> EXTERIOR EMERGENCY ASSY</p>	<p><b>D41327</b> <i>Deans</i></p>
	<p><b>BUT310</b> DEANS GREEN RAISED PUSH BUTTON (3-PORT)</p>	<p><b>E28250</b> <i>Deans</i></p>
	<p><b>BUT311</b> DRIVERS EXIT DOOR CONTROL</p>	<p><b>D31315</b> <i>Deans</i></p>
	<p><b>COV001</b> SINGLE BUTTON HINGED COVER</p>	<p><b>COV001</b> <i>TDS</i></p>
	<p><b>COV005</b> SUNKEN DISH (EMERGENCY VALVE)</p>	<p><b>C08761</b> <i>Deans</i></p>
	<p><b>ELE098</b> MICROSWITCH N31075</p>	<p><b>065009</b> <i>Deans</i> <b>047739</b> <i>Deans</i></p>
	<p><b>ELE158-01</b> 3-WAY IP67 WATERPROOF MICROSWITCH (NO/NC) V3 ASSY</p>	<p><b>U181</b> <i>Ventura</i></p>



	<p><b>ELE158-02</b> 2-WAY IP67 WATERPROOF MICROSWITCH (NO/NC) V3 ASSY</p>	<p><b>ELE158-02</b> TDS</p>
	<p><b>FAS028</b> BUTTON FASCIA PLATE ROUND (EMERGENCY ONLY)</p>	<p><b>E20321</b> Deans</p>
	<p><b>VAL008P</b> BUTTON PNEUMATIC VALVE (N/C)</p>	<p><b>216389</b> Peters <b>216993-87</b> Peters <b>K922</b> Ventura</p>
	<p><b>L169</b> BUTTON PNEUMATIC VALVE (N/O)</p>	<p><b>L169</b> Ventura</p>
	<p><b>C250</b> ELECTRIC PUSH BUTTON N/O</p>	<p><b>C250</b> Ventura <b>POLISH SCANIA OMNICITY DD IG3/PS</b></p>
	<p><b>D333</b> DISABLED BLUE ILLUMINATED BUTTON (SINGLE GLAZE)</p>	<p><b>D333</b> Ventura <b>EAST LANCS SD PS + OLYMPUS DD PS</b></p>
	<p><b>E747</b></p>	<p><b>E747</b> Ventura</p>

<p>F975</p>	<p><b>F975</b> DISABLED BLUE ILLUMINATED BUTTON (DOUBLE GLAZE)</p>	<p><b>F975</b> <i>Ventura</i> WRIGHTBUS STREETCAR PS</p>
<p>F995</p>	<p><b>F995</b> OPEN GREEN ILLUMINATED BUTTON – 1 SIDE</p>	<p><b>F995</b> <i>Ventura</i> WRIGHTBUS STREETCAR PS</p>
<p>G020</p>	<p><b>G020</b> OPEN GREEN ILLUMINATED BUTTON (SINGLE GLAZE)</p>	<p><b>G020</b> <i>Ventura</i> WRIGHTBUS STREETCAR PS</p>
	<p><b>F017</b> CABLE CHT-46 CAPTRON PREMOUNTED</p>	<p><b>F017</b> <i>Ventura</i></p>
<p>4x crimpcontact Molex 43030-007 or 43030-001</p> <p>Cable: 4x 0.25mm<sup>2</sup></p> <p>Connector behuizing niet afmonteren maar los meeleveren</p>	<p><b>G584</b> CABLE FOR CAPTRON PREMOUNTED</p>	<p><b>G584</b> <i>Ventura</i></p>
	<p><b>G907</b> EMERGENCY OPEN RAISED BUTTON PNEUMATIC NC. PNEU VALVE BUTTON</p>	<p><b>G907</b> <i>Ventura</i> WRIGHTBUS ECLIPSE SD IG3 + GEMINI DD IG3, OPTARE SD PS VERSA + TEMPO</p>
	<p><b>H694</b> DRIVERS DOUBLE FLUSH BUTTON PNEUMATIC</p>	<p><b>H694</b> <i>Ventura</i> WRIGHTBUS ECLIPSE SD IG3/IG4 + GEMINI DD IG3/IG4 + STREETLITE SD IG4 + NBFL DD IG4/IG4 PLAT/PS, OPTARE SD PS VERSA, MCV DD EVOSETI</p>

	<p><b>H907</b> DOOR BUTTON FLAP COVER</p>	<p><b>H907</b> <i>Ventura</i></p>
	<p><b>I002</b> GREEN ELEC PUSH BUTTON</p>	<p><b>I002</b> <i>Ventura</i></p>
	<p><b>I003</b> RED ELEC PUSH BUTTON</p>	<p><b>I003</b> <i>Ventura</i></p>
	<p><b>I226</b> ELECTRIC PUSHBUTTON NO</p>	<p><b>I226</b> <i>Ventura</i> WRIGHTBUS STREETLITE IGE ADL E200/E400 EV</p>
	<p><b>I470</b> EMERGENCY OPEN RAISED BUTTON PNEU (N/O) VALVE = L169</p> <p><small>&lt; Earlier version valve NO= I123 With barb fittings</small></p>	<p><b>I470</b> <i>Ventura</i> POLISH SCANIA OMNICITY DD IG3/PS</p>
	<p><b>I823</b> EMERGENCY OPEN FLUSH BUTTON ELECTRIC &amp; PNEUMATIC (N/C)</p>	<p><b>I823</b> <i>Ventura</i> ADL E200 SD IG4 + E300 SD IG4 + E400 DD IG3/IG4/PS, TEMSA SD IG4</p>





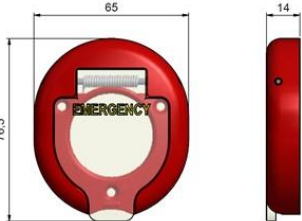


	<p><b>I824</b> DOUBLE BUTTON OPEN/CLOSE ELECTRIC &amp; PNEUMATIC (N/C)</p>	<p><b>I824</b> <i>Ventura</i> ADL E200 SD IG4 + E300 SD IG4 + E400 DD IG3/IG4/PS, OPTARE SD PS VERSA + TEMPO</p>
	<p><b>I835</b> BUTTON CAPTRON BLUE DISABLED (WALL MOUNT)</p>	<p><b>I835</b> <i>Ventura</i></p>
	<p><b>I898</b> INTERNAL EMERGENCY BUTTON PNEUMATIC</p>	<p><b>I898</b> <i>Ventura</i></p>
	<p><b>I951</b> SINGLE RAISED BUTTON PNEUMATIC (N/C) / ELECTRIC</p>	<p><b>I951</b> <i>Ventura</i> TEMA SD IG4</p>
	<p><b>I978</b> EMERGENCY DEVICE EXTERIOR INCL I992</p>	<p><b>I978</b> <i>Ventura</i></p>
	<p><b>I979</b> EXTERIOR CLOSE DEVICE</p>	<p><b>I979</b> <i>Ventura</i></p>
	<p><b>J018</b> DOOR BUTTON COVER BLACK</p>	<p><b>J018</b> <i>Ventura</i></p>



	<p><b>J020</b> CLOSE DEVICE LABEL</p> <p># REPLACEMENT FOR USE IN I979</p>	<p><b>J020</b> <i>Ventura</i></p>
	<p><b>I226</b> ELEC PUSH BUTTON (N/O)</p>	<p><b>I226</b> <i>Ventura</i> ADL E200 EV</p>
	<p><b>I992</b> EMERGENCY OPEN RAISED BUTTON ELECTRIC/PNEUMATIC</p>	<p><b>I992</b> <i>Ventura</i></p>
	<p><b>I994</b> BUTTON EAO 1 SIDE GREY WC</p> <p># OCT14 - REPLACED BY Q149-KIT</p>	<p><b>I994</b> <i>Ventura</i> MCV SD EVOLUTION PS</p>
	<p><b>Q149-KIT (P661)</b> BUTTON CAPTRON 1 SIDE GREY WC</p> <p># REPLACES I994</p>	<p><b>P661</b> <i>Ventura</i> MCV SD EVOLUTION PS</p>
	<p><b>J019</b> PUSH BUTTON COVER HELLA</p>	<p><b>J019</b> <i>Ventura</i></p>
	<p><b>J348</b> EMERGENCY COVER FIXED PLATE</p>	<p><b>J348</b> <i>Ventura</i></p>

	<p><b>J353</b> EMERGENCY COVER TORSION SPRING</p>	<p><b>J353</b> <i>Ventura</i></p>
	<p><b>J357</b> EMERGENCY COVER ROD</p>	<p><b>J357</b> <i>Ventura</i></p>
	<p><b>J618</b> DOUBLE FLUSH BUTTON PNEUMATIC (N/C)</p>	<p><b>J618</b> <i>Ventura</i> WRIGHTBUS ECLIPSE SD IG4, WRIGHTBUS GEMINI DD IG4 + STREETLITE SD IG4 + NBFL DD IG4/IG4 PLAT/PS</p>
	<p><b>J693</b> DOOR SWITCH COVER</p>	<p><b>J693</b> <i>Ventura</i></p>
	<p><b>L061</b> EMERGENCY OPEN BUTTON PNEUMATIC (N/O)</p>	<p><b>L061</b> <i>Ventura</i></p>
	<p><b>L062 (M970)</b> EMERGENCY BUTTON EXTERIOR COVER</p>	<p><b>L062</b> <i>Ventura</i> WRIGHTBUS ECLIPSE SD IG4, WRIGHTBUS GEMINI DD IG4 + STREETLITE SD IG4, BLUEBIRD SD RS</p>

	<p><b>L063</b> EMERGENCY BUTTON INTERIOR COVER</p>	<p><b>L063</b> <i>Ventura</i> MCV SD 112/124RLE IG4, BLUEBIRD SD RS, MCV DD EVOSETI IG4</p>
	<p><b>L064</b> Button Outside Cover</p>	<p><b>L064</b> <i>Ventura</i></p>
	<p><b>L866</b> DOUBLE FLUSH BUTTON PNEUMATIC (N/C) /ELECTRIC</p>	<p><b>L866</b> <i>Ventura</i> MCV SD 112/124RLE IG4</p>
	<p><b>L876</b> EMERGENCY OPEN BUTTON PNEUMATIC (N/C)</p>	<p><b>L876</b> <i>Ventura</i> MCV SD 112/124RLE IG4, BLUEBIRD SD RS, MCV DD EVOSETI</p>
	<p><b>M491</b> RUBBER CAP PUSH BUTTON (N/O) WITH SEAL</p>	<p><b>M491</b> <i>Ventura</i> MCV SD 112/124RLE IG4, BLUEBIRD SD RS</p>
	<p><b>M492</b> EXTERNAL GREEN BUTTON COVER</p>	<p><b>M492</b> <i>Ventura</i> BLUEBIRD SD RS</p>
	<p><b>M494</b> PUSH BUTTON GREEN ELECTRIC</p>	<p><b>M494</b> <i>Ventura</i> BLUEBIRD SD RS</p>

	<p><b>M692</b> PUSHBUTTON RED PNEUMATIC (N/C)</p>	<p><b>M692</b> <i>Ventura</i></p>
	<p><b>M699</b> COVER EMERGENCY BUTTON INSIDE</p>	<p><b>M699</b> <i>Ventura</i></p>
	<p><b>M971 (M979)</b> EMERGENCY OPEN BUTTON N/C PNEUMATIC/ELECTRIC</p>	<p><b>M971</b> <i>Ventura</i> WRIGHTBUS ECLIPSE SD IG4, WRIGHTBUS GEMINI DD IG4 + STREELITE SD IG4 + NBFL DD IG4/IG4 PLAT/PS</p>
	<p><b>M979</b> EMERGENCY OPEN BUTTON YELLOW PNEUMATIC (NC) + ELECTRIC</p>	<p><b>M979</b> <i>Ventura</i> WRIGHTBUS ECLIPSE SD IG4, WRIGHTBUS GEMINI DD IG4 + STREELITE SD IG4 + NBFL DD IG4/IG4 PLAT/PS</p>
	<p><b>0749</b> EMERGENCY BUTTON INTERIOR COVER RED</p>	<p><b>0749</b> <i>Ventura</i></p>
	<p><b>0752</b> DOUBLE BUTTON ELECTRIC</p>	<p><b>0752</b> <i>Ventura</i></p>
	<p><b>P078</b> EMERGENCY PUSH BUTTON RED PNEUMATIC (N/C) + ELECTRIC</p>	<p><b>P078</b> <i>Ventura</i></p>



	<p><b>P079</b> EMERGENCY PUSH BUTTON GREY/GREEN PNEUMATIC (N/C) + ELECTRIC</p>	<p><b>P079</b> <i>Ventura</i></p>
	<p><b>U181</b> 3-WAY IP67 WATERPROOF MICROSWITCH (NO/NC)</p>	<p><b>U181</b> <i>Ventura</i> <b>ELE158-01</b> <i>TDS</i></p>
	<p><b>U890</b> EMERGENCY COVER GREY - OPEN</p>	<p><b>U890</b> <i>Ventura</i></p>
	<p><b>VA0006</b> EMERGENCY COVER GREY - CLOSE</p>	<p><b>VA0006</b> <i>Ventura</i></p>
	<p><b>VA0124</b> EMERGENCY BUTTON GREY/RED PNEU NC + ELECTRIC</p>	<p><b>VA0124</b> <i>Ventura</i></p>
	<p><b>VB2226</b> INTERNAL BUTTON</p>	<p><b>VB2226</b> <i>Ventura</i></p>
	<p><b>VB2340</b> EMERGENCY BUTTON GREY ELECTRIC (WP MICROSWITCH)</p>	<p><b>VB2340</b> <i>Ventura</i></p>