

**TDS PRODUCT IMAGE SHEET – CATEGORY >
BRUSHES/RUBBER SEALS-GASKETS**

Images	TDS Part Number & Description	OE & Alternative Part References (WHERE FITTED)
	<p>BRS001 25mm NYLON BRUSH (CUT TO SIZE – UPTO 3MTR)</p>	<p>205436 Peters</p>
	<p>BRS003 38mm NYLON BRUSH (CUT TO SIZE – UPTO 3MTR)</p>	<p>205428 Peters</p>
	<p>BRS005 51mm NYLON BRUSH (CUT TO SIZE – UPTO 3MTR)</p>	<p>205431 Peters</p>
	<p>BRS007 64mm NYLON BRUSH (CUT TO SIZE – UPTO 2.5MTR)</p>	<p>205433 Peters</p>
	<p>BRS009+10 76+80mm NYLON BRUSH</p>	<p>205435 Peters</p>
	<p>BSA Holder Assys BLACK RIGID PVC HOLDERS AVAILABLE WITH ANY BRUSH/SIZE/Form COMBINATION AS REQD</p> <p>SUITABLE FOR ></p> <ul style="list-style-type: none"> • DRILLING • NOTCHING • BENDING • FORMING <p><< SEE PICTURE FOR EXAMPLES</p>	<p>Part Number Key: BSA**07-****-01 TDS, Ventura, Deans, Peters, Overton-Percy Lane Example: BSA6407-1200-01 Brush & holder Assy with 64mm Bristle, Cut To1200mm long</p>


	<p>EXT007C BRUSH HOLDER BLACK RIGID PVC 3MTR LENGTH</p>	<p>EXT007C TDS</p>
	<p>DS-049160 DEANS CARRIER BRUSH ARRANGEMENT</p>	<p>049160 TDS</p>
	<p>CAP016 NEOPRENE CAP – 1/2” WILL FIT OVER M12 HEX HD SCREW</p>	<p>046458 Deans</p>
	<p>CAP017 NEOPRENE CAP – 5/16” WILL FIT OVER M8 HEX HD SCREW</p>	<p>TDS</p>
	<p>STP002 M6x20(16) RUBBER STOP</p>	<p>TDS</p>
	<p>STP003 M10x60(25) RUBBER STOP</p>	<p>TDS</p>
	<p>STP004 M8x60(22) RUBBER STOP</p>	<p>TDS</p>
	<p>STP012 M16x90(22) RUBBER STOP</p>	<p>H102289 Deans USED ON DEANS PS</p>

	<p>GAS001 EXTERNAL EMERGENCY OPEN BUTTON GASKET</p>	<p>GAS001 TDS</p>
	<p>PLT100B SEAL RETAINING PLATE 2200x20 BLACK PLT100-1340 SEAL RETAINING PLATE 1340x20 BLACK</p>	<p>Retainer for Seals > 026414 Deans 215575 Peters + Other similar applications</p>
	<p>ATF1-###-## WIDTH – SEAL (mm) BOTTOM ACTIVE FLAP ASSYS EXAMPLE > ATF1-598-35</p>	<p>ATF1-###-## TDS (ALL TDS GLIDER DOORS, SIZE DOOR SPECIFIC)</p>
	<p>RUB002A VEHICLE APERTURE PLAIN SEAL 50mm x 2.5MTR</p>	<p>215575 Peters RUB002A TDS</p>
	<p>RUB004A TRAILING EDGE CAPPING SEAL 38mm PUSH-IN</p>	<p>RUB004A TDS</p>
	<p>RUB005A INNER GLAZING SEAL (MIN 10MTR)</p>	<p>RUB005A TDS</p>
	<p>RUB006A LEADING EDGE LIPPED NOSING RUBBER 38x62 – 2.3MTR</p>	<p>RUB006A TDS</p>

	<p>RUB009A UPPER GLASS EDGING RUBBER (MIN 10MTR)</p>	<p>RUB009A TDS</p>
	<p>RUB011A VEHICLE APERTURE LIPPED SEAL 50x50 – 2.5MTR</p>	<p>RUB011A TDS</p>
	<p>RUB012 LOWER GLASS EDGING RUBBER (MIN 10MTR)</p>	<p>RUB012 TDS</p>
	<p>RUB013B 68x3 INSERTION RUBBER STRIP (10MTR COIL)</p>	<p>216368 Peters</p>
	<p>RUB013B-75 D/SHAFT RUBBER SEAL 75x68</p>	<p>216213 Peters</p>
	<p>RUB015B 150x3 INSERTION RUBBER STRIP (10MTR COIL)</p>	<p>215966/7 Peters</p>
	<p>RUB018B 150x1.5 INSERTION RUBBER STRIP (10MTR COIL)</p>	<p>RUB018B TDS</p>

	<p>RUB023A MALE HINGE SEAL 38x21 – 2.3MTR</p>	<p>RUB023A TDS</p>
	<p>RUB025A TRAILING EDGE SHORT LIPPED NOSING RUBBER 38x52 – 2.3MTR</p>	<p>RUB025A TDS</p>
 <p>RUB027</p>	<p>RUB027 NOSING RUBBER BUNG FOR SENSITIVE EDGE SEALING</p>	<p>RUB027 TDS</p>
 <p>RUB033</p>	<p>RUB033 EURO RUBBER FOAM BUNG</p>	<p>216125 Peters</p>
 <p>RUB034</p>	<p>RUB034 RUBBER GROMMET DOOR STOP</p>	<p>F02219 Deans 75F2219 Deans</p>
	<p>RUB044A VEHICLE APERTURE "T" SEAL 56-58mm x 2.5MTR</p>	<p>RUB044A TDS</p>

	<p>NEW RUB045 RUBBER BOOT FOR (TRACK) ROD ENDS</p>	<p>For Plug Door pivot arms. See also BRG073 BRK070-28 SAB040</p> 
	<p>NEW RUB046-01 BUTTON BOOT CAN BE CUT TO SUIT ALL BUTTON VARIANTS</p>	<p>RUB046-01 TDS</p> 
	<p>RUB051 "D" ADHESIVE BACK FOAM SEAL 10x12x2</p>	
	<p>RUB053-1976-L2 (E40 SENS LONG LIP RUB ASSY)</p>	<p>RUB053 TDS</p>
	<p>RUB054-1976-R2 (E40 SENS SHORT LIP RUB ASSY)</p>	<p>RUB054 TDS</p>
	<p>RUB102 LIPPED NOSING RUBBER PDS EURODOOR</p>	<p>215709 Peters</p>
	<p>RUB103 PLAIN NOSING RUBBER PDS EURODOOR</p>	<p>215710 Peters</p>

	<p>RUB122-KIT OUTER SEAL FLAP KIT</p>	<p>215820 <i>Peters</i></p>
	<p>RUB123-KIT OUTER SEAL FLAP KIT</p>	<p>216394 <i>Peters</i></p>
	<p>RUB124-KIT OUTER SEAL FLAP KIT</p>	<p>216155 <i>Peters</i></p>
	<p>RUB124-FLP SEAL FLAP ONLY</p>	<p>216156 <i>Peters</i></p>
	<p>RUB125-KIT OUTER SEAL FLAP KIT</p>	<p>216357 <i>Peters</i></p>
	<p>RUB129 40mm SNAP ON SEAL</p>	<p>214359 <i>Peters</i></p>

 <p>64mm</p>	<p>RUB200 64mm APERTURE SEAL</p>	<p>026414 Deans</p>
 <p>RUB201</p>	<p>RUB201 RUBBER BOOT LOWER PIVOT</p>	<p>025444 Deans</p>
 <p>RUB202</p>	<p>RUB202 PLAIN NOSING RUBBER 2.1m 71x30</p>	<p>031176 Deans</p>
 <p>RUB203</p>	<p>RUB203 LIP NOSING RUBBER 2.1m 71x30</p>	<p>031177 Deans</p>
 <p>RUB204</p>	<p>RUB204 LOWER VANE SEAL 38 x 482</p>	<p>041462 Deans</p>
	<p>RUB209 ACTIVE VANE SEAL 106 x 493</p>	<p>041460 Deans</p>
	<p>RUB210 LH POSITIVE SEAL ASSY 569mm No.1 DOOR RUB212 RH POSITIVE SEAL ASSY 569mm No.2 DOOR</p>	<p>H104521 Deans H104522 Deans (ADL E400)</p>



	<p>RUB220 LH POSITIVE SEAL ASSY 522mm No1 DOOR</p> <p>RUB221 RH POSITIVE SEAL ASSY 522mm No.2 Door</p>	<p>H109172 <i>Deans</i></p> <p>H109173 <i>Deans</i> (ADL E300)</p>
	<p>RUB238 LH POSITIVE SEAL ASSY 471mm No.1 DOOR FROM OUTSIDE</p> <p>RUB239 RH POSITIVE SEAL ASSY 471mm No.2 DOOR FROM OUTSIDE</p>	<p>H106702 <i>Deans</i></p> <p>H106703 <i>Deans</i> (ADL E200)</p>
	<p>RUB248 RH POSITIVE SEAL ASSY 538mm. C=225 FROM RIGHT TO LEFT No.2 DOOR FROM OUTSIDE</p>	<p>H108753 <i>Deans</i> OPTARE Volvo B9 "Visionaire"</p>
	<p>RUB249 LH POSITIVE SEAL ASSY 538mm C=225 FROM LEFT TO RIGHT No.1 DOOR FROM OUTSIDE</p>	<p>H108752 <i>Deans</i> OPTARE Volvo B9 "Visionaire"</p>
	<p>RUB211 COVER SEAL</p>	<p>043021 <i>Deans</i></p>
	<p>RUB215 UPVC GLAZING SECTION 2500L</p>	<p>032605 (D030498) <i>Deans</i></p>
	<p>RUB216 DOOR GLAZING STRIP 2500L</p>	<p>032606 (D030499) <i>Deans</i></p>

	<p>RUB224 DRAUGHT SEALING BAND</p>	<p>C25268 Deans</p> 
	<p>RUB225 ACTIVE FLAP/POSITIVE SEAL RUBBER PROFILE</p>	<p>H102089 Deans</p>
	<p>RUB228LH-366 LH ACTIVE FLAP ASSY No.1 DOOR</p>	<p>043017 Deans</p>
	<p>RUB228RH-366 RH ACTIVE FLAP ASSY No.2 DOOR</p>	<p>043018 Deans</p>
	<p>RUB252 KKT PLUG SLIDER COMPRESS EDGE NOSING RUBBER (2300MM) # SEE SENS EDGE BUNG RUB256</p>	<p>C100254 Deans</p>
	<p>RUB254 DEANS PS U FRAME SEAL (2.2MTR)</p>	<p>0100234 Deans</p>

	<p>RUB255 DEANS CAPPING SEAL</p>	<p>D49812 <i>Deans</i></p>
	<p>RUB256 RUBBER BUNG KEIKERT DOOR NOSING RUBBERS (SENS EDGE) # SEE NOSING RUBBER RUB252</p>	<p>E100237 <i>Deans</i></p>
	<p>RUB257 Cover – Rubber Boot [Door Motor/Arm Assy]</p>	<p>B104012 <i>BCE</i></p>
	<p>B768 END RUBBER PROFILE IG3</p>	<p>B768 <i>Ventura</i></p>
	<p>C449 EDGE PROTECTION RUBBER</p>	<p>C449 <i>Ventura</i> WRIGHTBUS IG4</p>
	<p>C449-100 EDGE PROTECTION RUBBER</p>	<p>C449-100 <i>Ventura</i> WRIGHTBUS IG4</p>
	<p>C670 GLASS SEALING TAPE 3x9 BLACK</p>	<p>C670 <i>Ventura</i></p>

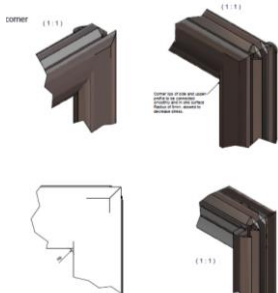


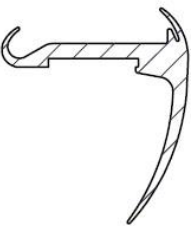

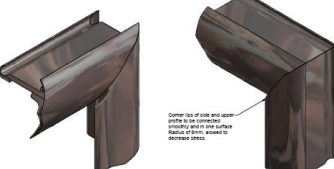
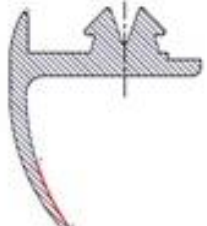
	<p>D251-001 DOOR RUBBER TOP & SIDE</p>	<p>D251-001 <i>Ventura</i></p>
	<p>D273-001 DOOR SEAL MIDDLE (PS) 2200L NO CUTOUT</p>	<p>D273-001 <i>Ventura</i></p>
	<p>D273-002 DOOR SEAL MIDDLE (PS) 2200L LEFT CUTOUT</p>	<p>D273-002 <i>Ventura</i></p>
	<p>D273-003 DOOR SEAL MIDDLE (PS) 2200L RIGHT CUTOUT</p>	<p>D273-003 <i>Ventura</i></p>
	<p>D325 CUSHIONING RUBBER RING 6mm</p>	<p>D325 <i>Ventura</i></p>
	<p>D337-001 PORTAL SEAL</p>	<p>D337-001 <i>Ventura</i></p>

	<p>D373 BRUSH HOLDER ASSY 544x50 PREDRILLED</p>	<p>D373 <i>Ventura</i> WRIGHTBUS GEMINI DD PS</p>
	<p>D672 BRUSH HOLDER ASSY 523x23 PREDRILLED</p>	<p>D672 <i>Ventura</i> ADL E200 PS, WB NBFL PS</p>
	<p>E251 SQUARE RUBBER PIECE</p>	<p>E251 <i>Ventura</i> WRIGHTBUS PS2, NBFL PS, NFBL RS</p>
	<p>F425 BRUSH HOLDER ASSY 564x73 PREDRILLED</p>	<p>F425 <i>Ventura</i> WRIGHTBUS ECLIPSE SD PS</p>
	<p>F597 DOORSEAL MIDDLE (IG) 2200mm</p>	<p>F597 <i>Ventura</i></p>
	<p>F629 FLAP BOTTOM RUBBER (IG)</p>	<p>F629 <i>Ventura</i> ALL IG4 FLAPS</p>



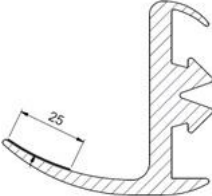
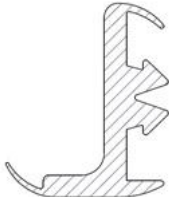



	<p>F629-002 FLAP RUBBER L=600</p>	<p>F629-002 <i>Ventura</i> WRIGHTBUS STREETLITE IGE</p>
	<p>F858 PORTAL RUBBER U-FRAME F617 OMNI</p>	<p>F858 <i>Ventura</i> POLISH SCANIA OMNICITY DD IG3</p>
	<p>F904 BRUSH WITH HOLES L=499mm</p>	<p>F904 <i>Ventura</i> WRIGHTBUS ECLIPSE SD PS. POLISH SCANIA OMNI CITY PS. LH & RH DOORS</p>
	<p>G397 D251-U FRAME H1815W564 (LH DOOR LEAF J475)</p> <p>NOTE OPPOSITE HAND AND ALL OTHER DOOR VARIANTS AVAILABLE ON ENQUIRY</p>	<p>G397 <i>Ventura</i> WRIGHTBUS GEMINI SD</p> <p>NOTE ALL OTHER VEHICLE MODELS AVAILABLE ON ENQUIRY</p>
	<p>G446 FLAP TOP RUBBER (IG)</p>	<p>G446 <i>Ventura</i></p>

	<p>G952-012 PORTAL SEAL RS</p>	<p>G952-012 <i>Ventura</i> BLUEBIRD SD RS</p>
	<p>H446-001 PORTAL SEAL TOP – 1600L (I032, J165 PORTAL ASSY)</p>	<p>H446-001 <i>Ventura</i> (ADL E400 DD IG3, POLISH SCANIA OMNICITY IG3 JAN08>)</p>
	<p>H452-001 PORTAL SEAL SIDE – 2200L (I032, J165, K092, K093, K526 PORTAL ASSYS)</p>	<p>H452-001 <i>Ventura</i> (ADL E400 DD IG3, WRIGHTBUS GEMINI DD IG4, EAST LANCS SD IG3 + OLYMPUS DD IG3, WRIGHTBUS NBFL DD IG4, POLISH SCANIA OMNICITY IG3 JAN08>)</p>
	<p>I032 PORTAL RUBBER U PROFILE 1350</p>	<p>I032 <i>Ventura</i> ADL E400 DD IG3</p>
	<p>J163-001 PORTAL SEAL SIDE – 2350L (I694, J205, J462, J469 PORTAL ASSYS)</p>	<p>J163-001 <i>Ventura</i> (ADL E400 DD IG3, ADL E300 SD IG4 + E400 DD IG4, ADL E200 SD IG4)</p>
	<p>J164-001 PORTAL SEAL TOP – 1600L (I694, J205, J462, J469 PORTAL ASSYS)</p>	<p>J164-001 <i>Ventura</i> (ADL E400 DD IG3, ADL E300 SD IG4 + E400 DD IG4, ADL E200 SD IG4)</p>

	<p>I694 PORTAL RUBBER U PROFILE 1425</p>	<p>I694 <i>Ventura</i> (ADL E400 DUBLIN)</p>
	<p>J205 PORTAL RUBBER U PROFILE 1350</p>	<p>J205 <i>Ventura</i> ADL E300 SD IG4 + E400 DD IG4</p>
	<p>J462 PORTAL RUBBER U PROFILE 1200</p>	<p>J462 <i>Ventura</i> ADL E200 SD IG4</p>
	<p>J469 PORTAL RUBBER U PROFILE 1290</p>	<p>J469 <i>Ventura</i> ADL E300 SD IG3/IG4 + E400 DD IG4</p>
	<p>J684 SUPERSEAL TOP BRUSH (F416-1500)</p>	<p>J684 <i>Ventura</i> ADL E400 PS</p>
	<p>K092 (H506) PORTAL RUBBER U PROFILE 1290</p>	<p>K092 <i>Ventura</i> WRIGHTBUS ECLIPSE SD IG3 + GEMINI DD IG3, EAST LANCS SD IG3 WRIGHTBUS GEMINI DD IG4, EAST LANCS SD IG3 + OLYMPUS DD IG3, WRIGHTBUS ECLIPSE SD IG4</p>
	<p>K093 (J165) PORTAL RUBBER U PROFILE 1200</p>	<p>K093 <i>Ventura</i> POLISH SCANIA OMNICITY (JAN08 >)</p>

 <p>Views vulcanized corners</p>	<p>K095 PORTAL RUBBER U PROFILE 1250 (HESS)</p>	<p>K095 <i>Ventura</i> WRIGHTBUS NBFL DD IG4</p>
	<p>K962-001 DOOR SEAL MIDDLE GEN 3 L=2200mm K962-002 = LEFT CUTOUT K963-003 = RIGHT CUTOUT</p> <p># APR17 > REPLACING WITH VA4802</p>	<p>K962-001 <i>Ventura</i> K962-002 <i>Ventura</i> K962-003 <i>Ventura</i> ALL PS2</p>
	<p>K963-001 (U255) DOOR SEAL GEN3 L=2200mm (UFRAME SIDE/TOP)</p>	<p>K963-001 <i>Ventura</i> ALL PS2</p>
	<p>L336-001 PORTAL SEAL TOP – 1600L (L781 PORTAL SEAL ASSY)</p>	<p>L336-001 <i>Ventura</i> MCV SD 112/124RLE/DD EVOSETI IG4, TEMSA SD IG4</p>
	<p>L337-001 PORTAL SEAL SIDE – 2500L (L781 PORTAL SEAL ASSY)</p>	<p>L337-001 <i>Ventura</i> MCV SD 112/124RLE/DD EVOSETI IG4, TEMSA SD IG4</p>
	<p>L781 PORTAL RUBBER U-FRAME 1350 # PROFILES VERT = L337-001, HORZ = L336-001)</p>	<p>L781 <i>Ventura</i> MCV SD 112/124RLE/DD EVOSETI IG4, TEMSA SD IG4</p>
	<p>M298 PORTAL SEAL IG SIDE R=2200</p>	<p>M298 <i>Ventura</i></p>

	<p align="center">M299 PORTAL SEAL IG SIDE L=2200</p>	<p align="center">M299 <i>Ventura</i></p>
 <p><small>Center line of side and upper profile to be centered. SHIMMS TO ADD TO ONE SURFACE. BACKLAP OF STAIN. SHIMMS TO DECREASE STRESS.</small></p>	<p align="center">M300 PORTAL RUBBER U PROFILE 1290 (HESS) MIDI</p>	<p align="center">M300 <i>Ventura</i> WRIGHTBUS STREETLIE SD IG4</p>
 <p><small>Center line of side and upper profile to be centered. SHIMMS TO ADD TO ONE SURFACE. BACKLAP OF STAIN. SHIMMS TO DECREASE STRESS.</small></p>	<p align="center">M442 PORTAL U-FRAME (L366/7) IG 1290</p>	<p align="center">M442 <i>Ventura</i> MCV SD 112/124RLE IG4</p>
	<p align="center">N010 RUBBER COVERPLATE</p>	<p align="center">N010 <i>Ventura</i> WRIGHTBUS STREETLITE IGE</p>
	<p align="center">O430 BRUSH IG4 WRIGHT NBFL BEND</p>	<p align="center">O430 <i>Ventura</i> VENTURA NFBL</p>
	<p align="center">O708 PORTAL SEAL IG4 WB NBFL DR5</p>	<p align="center">O708 <i>Ventura</i></p>
	<p align="center">R042 SEAL VA0155-L 1880</p>	<p align="center">R042 <i>Ventura</i> WRIGHTBUS IG4</p>
	<p align="center">R043 SEAL VA0155-R 1880</p>	<p align="center">R043 <i>Ventura</i> WRIGHTBUS IG4</p>

	<p>S857 SEAL P762-OL H1820W564</p>	<p>S857 <i>Ventura</i> WRIGHTBUS PS2</p>
	<p>S858 SEAL P762-OR H1820W564</p>	<p>S858 <i>Ventura</i> WRIGHTBUS PS2</p>
	<p>U446-001 PORTAL SEAL TOP 1600 - IG4</p>	<p>U446-001 <i>Ventura</i> ADL E200 EV, MMC</p>
	<p>U447-001 PORTAL SEAL SIDE 2200 - IG4</p>	<p>U447-001 <i>Ventura</i> ADL E200 EV, MMC</p>
	<p>VA0184 / VA0186 SEAL VA0115-L 2200 / 2000 VA0185 / VA0187 SEAL VA0115-R 2200 / 2000</p>	<p>VA0184/VA0186 VA0185/VA0187 <i>Ventura</i> ADL E200, WRIGHTBUS NBFL/ STREETLITE, IG4 LATER</p>
	<p>VA2287 SEAL VA0115-L 1870_8K2 VA2288 SEAL VA0115-R 1870_8K2 # ASSY INCL SENS EDGE</p>	<p>VA2287 <i>Ventura</i> WRIGHTBUS STREETLITE IGE</p>
	<p>VA4802-001 DOOR SEAL MIDDLE GEN 4 L=2200mm VA4802-002 = LEFT CUTOUT VA04802-003 = RIGHT CUTOUT # APR17 > REPLACING K962</p>	<p>VA4802-001 <i>Ventura</i> VA4802-002 <i>Ventura</i> VA4802-003 <i>Ventura</i> ALL PS2</p>

- Also see [SABOT/COVERS – ABS + STEEL](#) Category Sheets

For other Peters & Deans internal brush assemblies