



TDS PRODUCT IMAGE SHEET – CATEGORY > **BRACKETS/PIVOTS-KITS**

Image	TDS Part Number & Description	OE & Alternative Part References (WHERE FITTED)
	<p>ASY025 IG PIVOT BRACKET ASSY # Ø14 BEARING=BRG037</p>	<p>H105023 Deans</p>
	<p>ASY026 RH BOTTOM BEARING ASSEMBLY DEANS</p>	<p>H102724 Deans</p>
	<p>ASY027 PIVOT BRACKET ASSY KIT DEANS (Ø12 BEARING=BRG046)</p>	<p>H105021 Deans</p>
	<p>ASY058 DEANS RH GUIDE ASSY (RLR005)</p>	<p>D17984 Deans</p>
 <p>BRK001A</p>	<p>BRK001A BOTTOM STEADY BRACKET</p>	<p>BRK001A TDS</p>
 <p>BRK002A</p>	<p>BRK002A IG DOOR GUIDE BRACKET</p>	<p>BRK002A TDS</p>

	<p>BRK005A DOOR GUIDE BRACKET FLAT OFFSET FLD</p>	<p>BRK005A TDS (PARRY PPM60)</p>
	<p>BRK007A MICROSWITCH MOUNT BRACKET (SDU CLUTCH ASSY)</p>	<p>BRK007A TDS (TREKABUS 16)</p>
	<p>BRK008 CABLE END BRACKET</p>	<p>BRK008 TDS</p>
	<p>BRK009 UNIVERSAL SENSOR MOUNT TDS CYLINDERS</p>	<p>BRK009 TDS</p>
	<p>BRK011 REAR END BRKT MALE Ø16mm 63 BORE CYLINDER</p>	<p>BRK011 TDS</p>
	<p>BRK012 REAR END BRKT L SHAPE Ø16mm 63 BORE CYLINDER</p>	<p>BRK012 TDS</p>
	<p>BRK013 REAR END TRUNION SPH Ø16mm 63 BORE CYLINDER</p>	<p>BRK013 TDS</p>

	<p>BRK014 REAR END FEMALE TRUNION Ø16mm 63 BORE CYLINDER</p>	<p>BRK014 TDS</p>
	<p>BRK015 REAR END SPIGOT-M10 63 BORE CYLINDER</p>	<p>BRK015 TDS</p>
 <p>BRK019</p>	<p>BRK019 FOOT MOUNT 20 BORE MINI CYLINDER</p>	<p>BRK019 TDS</p>
	<p>BRK020A DOOR GUIDE BRACKET BLACK FLAT OFFSET FLD</p>	<p>BRK020A TDS (FLD001)</p>
 <p>BRK021</p>	<p>BRK021 DOORSHAFT BEARING HOUSING LONG To take BRG021B Ø 14 SPH Bearing race</p>	<p>216760 Peters</p>
	<p>BRK023 DOOR GUIDE USED ON TDS FLD004-5</p>	<p>BRK023 TDS</p>
	<p>BRK024 CRANK @ 25 RH HG=25 SLOT CTR=85x55</p>	<p>BRK024 TDS</p>


	<p>BRK025 CRANK @ 25 LH HG=25 SLOT CTR=85x55</p>	<p>BRK025 <i>TDS</i></p>
 <p>BRK026</p>	<p>BRK026 DOOR GUIDE BRACKET PDS 3 HOLE</p>	<p>200449 <i>Peters</i></p>
 <p>BRK027</p>	<p>BRK027 DOOR GUIDE BRACKET PDS 4 HOLE</p>	<p>200353 <i>Peters</i></p>
	<p>BRK029 GUIDE BRACKET KIT DEANS</p>	<p>H104566 <i>Deans</i></p>
 <p>BRK031</p>	<p>BRK031 BEARING HOUSING To take BRG001A nylon bearing</p>	<p>205590 <i>Peters</i></p>
	<p>BRK039 RH DOOR GUIDE BRACKET CRK=22. OFFSET=66. SLOT=10x30.</p>	<p>215808 <i>Peters</i></p>
	<p>BRK040 LH DOOR GUIDE BRACKET CRK=22. OFFSET=66. SLOT=10x30</p>	<p>215807 <i>Peters</i></p>

	<p>BRK046-ASY = (V.S)Ø12 Rubber Bush for Ø50 Cyl + M8 Fixings</p>	
	<p>BRK049 LH SUPPORT BRACKET</p>	<p>027946 <i>Deans</i></p>
	<p>BRK050 RH SUPPORT BRACKET</p>	<p>027947 <i>Deans</i></p>
	<p>BRK054 LH NO.1 DOOR GUIDE BRACKET (KKT DOOR)</p>	<p>H102945 <i>Deans</i></p>
	<p>BRK055 RH NO.2 DOOR GUIDE BRACKET (KKT DOOR)</p>	<p>H102946 <i>Deans</i></p>
	<p>BRK056 =BRACKET USED ON PNE303 RANGE ETC. HOLE DIA=30mm</p>	<p>BRK056 <i>TDS</i></p>

	<p align="center">BRK067 CORNER INSERT DEANS KEIKERT BONDED GLAZING DOORS</p>	<p align="center">C49800 <i>Deans</i></p>
	<p align="center">BRK068 RH No.1 Door. BOTTOM LEADING EDGE BRACKET DEANS KEIKERT BONDED GLAZING DOORS</p>	<p align="center">H107216 <i>Deans</i></p>
	<p align="center">BRK069 LH No.2 Door. BOTTOM LEADING EDGE BRACKET DEANS KEIKERT BONDED GLAZING DOORS</p>	<p align="center">H107217 <i>Deans</i></p>
	<p align="center">BRG070-28 M12 SLOTxM8 FIXINGS BY 28mm DEEP CTRS</p>	<p align="center">For Plug Door pivot arms. See also  BRG073 RUB045 SAB040</p>
	<p align="center">BRK071 No1 LH DOORGUIDE BRACKET</p>	<p align="center">027724 <i>Deans</i></p>
	<p align="center">BRK072 No2 RH DOORGUIDE BRACKET</p>	<p align="center">027725 <i>Deans</i></p>

	<p>BRK080-01RH BEARING SUP-BRKT RH CENTRE</p>	<p>BRK050-01RH TDS</p>
	<p>BRK083 ROTARY LOCK & COVER. RETAINING BRACKET</p>	<p>BRK083 TDS USED WITH HDL039T GLASS MOUNT ROTARY LOCK SYSTEM</p>
	<p>BRK084 UNIVERSAL BRACKET OFF SET @0160CTR</p>	<p>BRK084 TDS</p>
	<p>BRK084-01-ASSY UPPER DOORSHAFT BRG (25dia X 160 off set) ASSY</p>	<p>BRK084-01-ASSY TDS</p>
	<p>BRK084-02-ASSY LOWER DOORSHAFT BRG (25dia x 160 off set) ASSY</p>	<p>BRK084-02-ASSY TDS</p>
	<p>KIT010 IG DOORSHAFT PIVOT FIXING KIT</p>	<p>100-051-KIT Peters</p>
	<p>KIT014 PIVOT KIT PDS GLIDER TOP OR BOTTOM M12x1.75</p>	<p>100-034-KIT Peters (100-084-KIT)</p>

	<p>KIT023 PDS DOORSHAFT FIXING KIT</p>	<p>100-57-A4 Peters</p>
	<p>KIT027 M12 SPH TOP/OILT BOTT FIT FOR RH DOOR VIEWED FROM INSIDE VEHICLE</p>	<p>100-040RL-KIT Peters (OPTARE EXCEL)</p>
	<p>KIT028 M12 SPH TOP/OILT BOTT FIT FOR LH DOOR VIEWED FROM INSIDE VEHICLE</p>	<p>100-040LL-KIT Peters (OPTARE EXCEL)</p>
	<p>KIT027-BRL OILTE BOTTOM PIVOT KIT FOR LH DOOR VIEWED FROM INSIDE VEHICLE</p>	<p>(100-040-A4) Peters (OPTARE EXCEL)</p>
	<p>KIT028-BLL OILTE BOTTOM PIVOT KIT FOR LH DOOR VIEWED FROM INSIDE VEHICLE</p>	<p>(100-040-A4) Peters (OPTARE EXCEL)</p>
	<p>L500-05-ASSY-01 IG UPPER BEARING BRACKET ASSY # Ø14 BEARING=BRG021B</p>	<p>L500-05-ASSY-01 TDS (ALL OPTARE VEHICLES – TDS DOOR)</p>
	<p>L500-06-LH IG DOOR GUIDE BRACKET LH</p>	<p>L500-06-LH TDS (ALL OPTARE VEHICLES – TDS DOOR EXCEPT OLYMPUS DD)</p>

	<p>L500-06-RH IG DOOR GUIDE BRACKET RH</p>	<p>L500-06-RH TDS (ALL OPTARE VEHICLES – TDS DOOR EXCEPT OLYMPUS DD)</p>
	<p>L500-09-ASSY-01 IG LOWER BEARING BRACKET ASSY</p> <p># Ø14 BEARING=BRG021B</p>	<p>L500-09-ASSY-01 TDS (ALL OPTARE VEHICLES – TDS DOOR)</p>
	<p>PVP003 Ø12 CLEVIS CLUTCH PIN</p>	<p>214677 Peters</p>
	<p>PVP005 Ø12 x 40 PIVOT PIN</p>	<p>213548 Peters</p>
	<p>PVT001A Ø12 REAR PIVOT PLATE ELEC ACTUATOR</p>	<p>214664 Peters</p>
	<p>PVT002A DOOR PIVOT PLATE</p>	<p>201361 Peters</p>
	<p>PVT003A RH BEARING PIVOT PLATE</p>	<p>214750 Peters</p>

	<p>PVT004A LH BEARING PIVOT PLATE</p>	<p>214751 <i>Peters</i></p>
	<p>PVT005A M12 ACTUATOR PIVOT PLATE</p>	<p>217117 <i>Peters</i></p>
	<p>PVT008A PIVOT PLATE RH</p>	<p>201348 <i>Peters</i></p>
	<p>PVT009A PIVOT PLATE LH</p>	<p>201349 <i>Peters</i></p>
	<p>PVT010A IG DOOR HINGE BLOCK LONG- Ø12.7 Spigot</p>	<p>E25408 <i>Deans</i></p>
	<p>PVT011A IG DOOR HINGE BLOCK SHORT- Ø12.7 Spigot</p>	<p>E25407 <i>Deans</i></p>
	<p>PVT013A SHORT PIVOT PLATE TOP RH</p>	<p>214426 <i>Peters</i></p>

	<p>PVT014A SHORT PIVOT PLATE TOP LH</p>	<p>214427 <i>Peters</i></p>
	<p>PVT015A LOWER HINGE PIVOT BRACKET- Ø12.7 Spigot</p>	<p>D31431 <i>Deans</i></p>
	<p>PVT016A UPPER HINGE PIVOT BRACKET- Ø12.7 Spigot</p>	<p>D31388 <i>Deans</i></p>
	<p>PVT017A UPPER BEARING PIVOT BRACKET Ø14 Spigot</p>	<p>PVT017A <i>TDS</i></p>
	<p>PVT017-ASY IG M14 UPPER BEARING PIVOT ASSY</p>	<p>PVT017-ASY <i>TDS</i></p>
	<p>PVT018A Ø14 LOWER BEARING PIVOT BRACKET- Ø14 Spigot</p>	<p>PVT018A <i>TDS</i></p>
	<p>PVT018-ASY IG M14 LOWER BEARING PIVOT ASSY</p>	<p>PVT018-ASY <i>TDS</i></p>

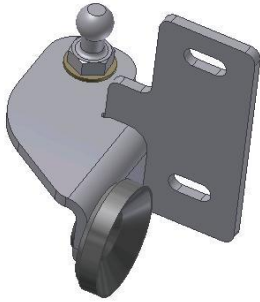

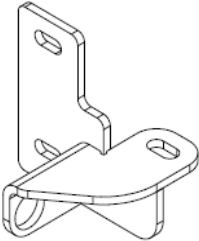
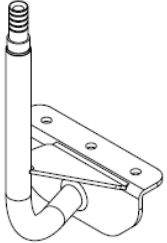
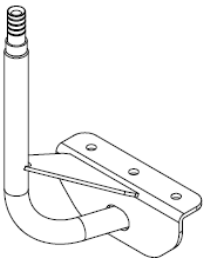

 <p>PVT019A</p>	<p>PVT019A O/D=31.65 x 82(O/L=110) Ø14BOTTOM SPIGOT FITS INTO O/D 38mm DOORSHAFT</p>	<p>216755 <i>Peters</i></p>
 <p>PVT022</p>	<p>PVT022 M12 PIVOT PLATE RETROFIT ELANCS OMNIDECK</p>	<p>217721 <i>Peters</i></p>
 <p>PVT023A</p>	<p>PVT023A Ø16 REAR PIVOT PLATE FOR PNEU ACTUATOR</p>	<p>200348 <i>Peters</i></p>
 <p>PVT025</p>	<p>PVT025 Ø3/4 PIVOT BRACKET WELD ASSY</p>	<p>216660 <i>Peters</i></p>
	<p>PVT029 PS LOWER PIVOT ARM ASSY (DEANS PS)</p>	<p>088099 <i>Deans</i></p>
	<p>PVT031 LOWER PIVOT HINGE PLATE WITH BRG</p>	<p>PVT031 <i>TDS</i></p>
	<p>ROD101 DRIVE ROD END COULPING</p>	<p>ROD101 <i>TDS</i></p>

	<p align="center">ROD102 DRIVE ROD SUPPORT BRACKET</p>	<p align="center">ROD102 <i>TDS</i></p>
	<p align="center">B470 PS SWITCH CAM SHAFT</p>	<p align="center">B470 <i>Ventura</i></p>
	<p align="center">B585 IG4 PIVOT BOLT M6</p>	<p align="center">B585 <i>Ventura</i> WRIGHTBUS STREETLITE IGE</p>
	<p align="center">B680 END PLATE RIGHT</p>	<p align="center">B680 <i>Ventura</i></p>
	<p align="center">B688 PS PIVOT BOLT 16xM10 (PS)</p>	<p align="center">B688 <i>Ventura</i> (PS BOTTOM SUPPORT ASSY)</p>
	<p align="center">C592 CATERPILLAR CABLE SUPPORT BRACKET</p>	<p align="center">C592 <i>Ventura</i></p>
	<p align="center">C727 ACTUATOR BRACKET L (RS)</p>	<p align="center">C727 <i>Ventura</i></p>

	<p>C924 PS CATCH PIN</p>	<p>C924 <i>Ventura</i></p>
	<p>C965 CATCH BLOCK (OLD PS)</p>	<p>C965 <i>Ventura</i></p>
	<p>D088 CYLINDER BRACKET (FRONT D622)</p>	<p>D088 <i>Ventura</i></p>
	<p>D090 CYLINDER BRACKET (REAR D622)</p>	<p>D090 <i>Ventura</i></p>
	<p>D091 CYLINDER BRACKET (CARRIAGE D622)</p>	<p>D091 <i>Ventura</i></p>
	<p>D102 CAM ROLLER BRACKET</p>	<p>D102 <i>Ventura</i></p>
	<p>D135 TENSION BRACKET (PS)</p>	<p>D135 <i>Ventura</i></p>

	<p>D525 BOTTOM SUPPORT LEFT</p>	<p>D525 <i>Ventura</i></p>
	<p>D526 BOTTOM SUPPORT RIGHT</p>	<p>D526 <i>Ventura</i></p>
	<p>D545 PS CATCH PIN PLATE LH</p>	<p>D545 <i>Ventura</i></p>
	<p>D546 PS CATCH PIN PLATE RH</p>	<p>D546 <i>Ventura</i></p>
	<p>D549 ENDPLATE RIGHT WELD ASSY</p>	<p>D549 <i>Ventura</i></p>
	<p>D703 PS DOORSHAFT ADJUSTING BRACKET LEFT</p>	<p>D703 <i>Ventura</i></p>
	<p>D704 PS DOORSHAFT ADJUSTING BRACKET RIGHT</p>	<p>D704 <i>Ventura</i></p>

	<p align="center">D802 SUPPORT BRACKET DOORSHAFT RH</p>	<p align="center">D802 <i>Ventura</i></p>
	<p align="center">E096 PSCATCH PIN PLATE RH</p>	<p align="center">E096 <i>Ventura</i></p>
	<p align="center">E097 PS CATCH PIN PLATE LH</p>	<p align="center">E097 <i>Ventura</i></p>
	<p align="center">E121 PS BOTTOM SUPPORT ASSY LH</p> <p align="center"># PIVOT BOLT = B688 # CATCH BLOCK = D803</p>	<p align="center">E121 <i>Ventura</i> ADL E200 SD PS + E400 DD PS, MCV SD EVOLUTION PS</p>
	<p align="center">E122 PS BOTTOM SUPPORT ASSY RH</p> <p align="center"># PIVOT BOLT = B688 # CATCH BLOCK = D803</p>	<p align="center">E122 <i>Ventura</i> ADL E200 SD PS + E400 DD PS, MCV SD EVOLUTION PS</p>
	<p align="center">E508 END PLATE LEFT WELD ASSY</p>	<p align="center">E508 <i>Ventura</i></p>

	<p>E818 PS BOTTOM SUPPORT ASSY LH</p> <p># PIVOT BOLT = B688 # CATCH BLOCK = D803</p>	<p>E818 <i>Ventura</i></p> <p>WRIGHTBUS ECLIPSE SD IG3 + GEMINI DD IG3 + STREETCAR PS , ADL E400 DD IG3, EAST LANCS SD IG3/PS + OLYMPUS DD PS, POLISH SCANIA OMNICITY DD IG3/PS, EAST LANCS Olympus DD IG3</p>
	<p>F302 PS BOTTOM SUPPORT ASSY RH</p> <p># PIVOT BOLT = B688 # CATCH BLOCK = D803</p>	<p>F302 <i>Ventura</i></p> <p>WRIGHTBUS ECLIPSE SD IG3 + GEMINI DD IG3 + STREETCAR PS , ADL E400 DD IG3, EAST LANCS SD IG3/PS + OLYMPUS DD PS, POLISH SCANIA OMNICITY DD IG3/PS, EAST LANCS Olympus DD IG3</p>
	<p>F303 BOTTOM SUPPORT RIGHT</p>	<p>F303 <i>Ventura</i></p> <p>WRIGHTBUS GEMINI DD PS</p>
	<p>F864 GUIDING BRACKET IG3 LH OMNI</p>	<p>F864 <i>Ventura</i></p> <p>POLISH SCANIA OMNICITY DD IG3/PS</p>
	<p>F865 GUIDING BRACKET IG3 RH OMNI</p>	<p>F865 <i>Ventura</i></p> <p>POLISH SCANIA OMNICITY DD IG3/PS</p>
	<p>F913 PS DOORSHAFT ADJUSTER BRACKET LH 43MM</p>	<p>F913 <i>Ventura</i></p>

	<p>F914 PS DOORSHAFT ADJUSTER BRACKET RH 43MM</p>	<p>F914 <i>Ventura</i></p>
	<p>G257 DOOR SHAFT SUPPORT ASSY LH IG3</p>	<p>G257 <i>Ventura</i> POLISH SCANIA OMNICITY DD IG3</p>
	<p>G298 DOOR SHAFT SUPPORT ASSY RH IG3</p>	<p>G298 <i>Ventura</i> POLISH SCANIA OMNICITY DD IG3</p>
	<p>G379 IG3 LOWER SHAFT BRACKET LH # BUSH = H074</p>	<p>G379 <i>Ventura</i></p>
	<p>G951 IG4 M10 PIVOT BOLT 21DIA</p>	<p>G951 <i>Ventura</i></p>
	<p>G955 IG SUSPENSION PIVOT PLATE</p>	<p>G955 <i>Ventura</i></p>
	<p>G989 IG3 PIVOT PIN</p>	<p>G989 <i>Ventura</i></p>

	<p align="center">H036 DRIVE BRACKET ASSY # BEARING BUSH = D107</p>	<p align="center">H036 <i>Ventura</i></p>
	<p align="center">H096 PIVOT BOLT M12</p>	<p align="center">H096 <i>Ventura</i></p>
	<p align="center">H227 DOORSHAFT ADJ BRACKET RH</p>	<p align="center">H227 <i>Ventura</i></p>
	<p align="center">H228 DOORSHAFT ADJ BRACKET LH</p>	<p align="center">H228 <i>Ventura</i></p>
	<p align="center">H430 FRAME BRACKET IGP RH</p>	<p align="center">H430 <i>Ventura</i></p>
	<p align="center">H437 IG3 DOORSHAFT SUPPORT RH # PIVOT BOLT = G951</p>	<p align="center">H437 <i>Ventura</i> WRIGHTBUS ECLIPSE SD IG3 + GEMINI DD IG3, ADL E400 DD IG3, EAST LANCS SD IG3, EAST LANCS Olympus DD IG3</p>

	<p style="text-align: center;">H465 IG3 DOORSHAFT SUPPORT RH # PIVOT BOLT = G951</p>	<p style="text-align: center;">H465 <i>Ventura</i> WRIGHTBUS ECLIPSE SD IG3 + GEMINI DD IG3, ADL E400 DD IG3, EAST LANCS SD IG3, EAST LANCS Olympus DD IG3</p>
	<p style="text-align: center;">H502 IG3 GUIDING BRACKET LH</p>	<p style="text-align: center;">H502 <i>Ventura</i> WRIGHTBUS ECLIPSE SD IG3 + GEMINI DD IG3, ADL E300 SD IG3, EAST LANCS SD IG3</p>
	<p style="text-align: center;">H508 IG3 GUIDING BRACKET RH</p>	<p style="text-align: center;">H508 <i>Ventura</i> WRIGHTBUS ECLIPSE SD IG3 + GEMINI DD IG3, ADL E300 SD IG3, EAST LANCS SD IG3</p>
	<p style="text-align: center;">H776 IG3 BOTTOM SUPPORT LH 135 # PIVOT BOLT = G951</p>	<p style="text-align: center;">H776 <i>Ventura</i></p>
	<p style="text-align: center;">H777 IG3 BOTTOM SUPPORT RH 135 # PIVOT BOLT = G951</p>	<p style="text-align: center;">H777 <i>Ventura</i></p>
	<p style="text-align: center;">H987 DOOR SHAFT SUPPORT LH # PIVOT BOLT = G951</p>	<p style="text-align: center;">H987 <i>Ventura</i> WRIGHTBUS ECLIPSE SD IG3 + GEMINI DD IG3, ADL E400 DD IG3, EAST LANCS SD IG3 + OLYMPUS DD IG3, POLISH SCANIA OMNICITY DD IG3</p>

	<p align="center">H988 DOOR SHAFT SUPPORT RH</p> <p align="center"># PIVOT BOLT = G951</p>	<p align="center">H988 <i>Ventura</i></p> <p align="center">WRIGHTBUS ECLIPSE SD IG3 + GEMINI DD IG3, ADL E400 DD IG3, EAST LANCS SD IG3 + OLYMPUS DD IG3, POLISH SCANIA OMNICITY DD IG3</p>
	<p align="center">I269 PS BOTTOM SUPPORT LH</p> <p align="center"># PIVOT BOLT = B688 # CATCH BLOCK = J405</p>	<p align="center">I269 <i>Ventura</i></p> <p align="center">OPTARE SD PS VERSA + TEMPO</p>
	<p align="center">I270 PS2 BOTTOM SUPPORT RH</p> <p align="center"># PIVOT BOLT = B688 # CATCH BLOCK = J405</p>	<p align="center">I270 <i>Ventura</i></p> <p align="center">OPTARE SD PS VERSA + TEMPO</p>
	<p align="center">I291 DOOR GUIDING BRACKET</p>	<p align="center">I291 <i>Ventura</i></p> <p align="center">EAST LANCS OLYMPUS DD IG3</p>
	<p align="center">I357 IG3 DOORSHAFT SUPPORT ASSY LH 100</p> <p align="center"># PIVOT BOLT = G951</p>	<p align="center">I357 <i>Ventura</i></p> <p align="center">ADL E200 SD IG4 + E300 SD IG3/IG4 + E400 DD IG3/IG4, TEMSA SD IG4</p>
	<p align="center">I358 IG3 DOORSHAFT SUPPORT ASSY RH 100</p> <p align="center"># PIVOT BOLT = G951</p>	<p align="center">I358 <i>Ventura</i></p> <p align="center">ADL E200 SD IG4 + E300 SD IG3/IG4 + E400 DD IG3/IG4, TEMSA SD IG4</p>

	<p>I461 GUIDING BRACKET</p>	<p>I461 <i>Ventura</i> ADL E400 DD IG3</p>
	<p>I500 CONTROL MOUNT BRACKET</p>	<p>I500 <i>Ventura</i></p>
	<p>I741 ADAPTER BRACKET LH</p>	<p>I741 <i>Ventura</i></p>
	<p>I801 ADAPTER BRACKET RH</p>	<p>I801 <i>Ventura</i></p>
	<p>I944 GUIDING BRACKET IGP</p>	<p>I944 <i>Ventura</i> TEMSA SD IG4</p>
	<p>J122 DOOR SHAFT SUPPORT LH # PIVOT BOLT = G951</p>	<p>J122 <i>Ventura</i> MCV SD 112/124RLE IG4</p>
	<p>J123 DOOR SHAFT SUPPORT RH # PIVOT BOLT = G951</p>	<p>J123 <i>Ventura</i> MCV SD 112/124RLE IG4</p>



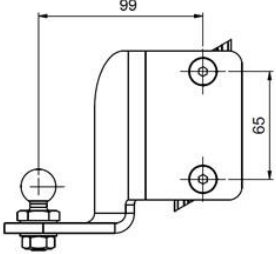
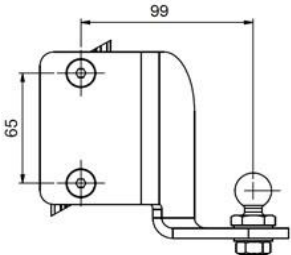

	<p align="center">J405 CATCH BLOCK BOTTOM SUPPORT PS</p>	<p align="center">J405 <i>Ventura</i></p>
	<p align="center">J964 GUIDING BRACKET FLAT</p>	<p align="center">J964 <i>Ventura</i> ADL E200 IG3</p>
	<p align="center">L778 LOWER IG4 SHAFT (FLAP) BRKT # BEARING BUSH = L782</p>	<p align="center">L778 <i>Ventura</i></p>
	<p align="center">M049 MICROSWITCH BRACKET</p>	<p align="center">M049 <i>Ventura</i></p>
	<p align="center">M106 BOTTOM SUPPORT RS LH ASSY # PIVOT BOLT = B688</p>	<p align="center">M106 <i>Ventura</i></p>
	<p align="center">M592 IG4 GUIDING BRACKET LH</p>	<p align="center">M592 <i>Ventura</i> ADL E200 SD IG4 + E300 SD IG4 + E400 DD IG4</p>
	<p align="center">M593 IG4 GUIDING BRACKET RH</p>	<p align="center">M593 <i>Ventura</i> ADL E200 SD IG4 + E300 SD IG4 + E400 DD IG4</p>

	<p>M670 GUIDING BRACKET LEFT</p>	<p>M670 <i>Ventura</i> MCV SD 112/124RLE IG4</p>
	<p>M671 GUIDING BRACKET RIGHT</p>	<p>M671 <i>Ventura</i> MCV SD 112/124RLE IG4</p>
	<p>M717 GUIDING BRACKET</p>	<p>M717 <i>Ventura</i> WRIGHTBUS ECLIPSE SD IG4 + GEMINI DD IG4 + NBFL DD IG4/IG4 PLAT</p>
	<p>N035 DOOR SHAFT SUPPORT LH # PIVOT BOLT = G951</p>	<p>N035 <i>Ventura</i> MCV SD 112/124RLE IG4</p>
	<p>N036 DOOR SHAFT SUPPORT RH # PIVOT BOLT = G951</p>	<p>N036 <i>Ventura</i> MCV SD 112/124RLE IG4</p>
	<p>N058 IG4 BOTTOM SUPPORT LH ASSY 90 # PIVOT BOLT = G951</p>	<p>N058 <i>Ventura</i> WRIGHTBUS ECLIPSE SD IG4 + GEMINI DD IG4 + STREETLITE SD IG4 + NBFL DD IG4</p>
	<p>N059 IG4 BOTTOM SUPPORT RH ASSY 90 # PIVOT BOLT = G951</p>	<p>N059 <i>Ventura</i> WRIGHTBUS ECLIPSE SD IG4 + GEMINI DD IG4 + STREETLITE SD IG4 + NBFL DD IG4</p>

	<p>N427 IG4 PIVOT POINT</p>	<p>N427 <i>Ventura</i> WRIGHTBUS PS2, MCV DD EVOSETI PS2</p>
	<p>N881 IG4 BOTTOM SUPPORT LH ASSY 90 # PIVOT BOLT = G951</p>	<p>N881 <i>Ventura</i> ADL E200/E400 IG4 + MCV EVOSETI DD IG4</p>
	<p>N882 IG4 BOTTOM SUPPORT RH ASSY 90 # PIVOT BOLT = G951</p>	<p>N882 <i>Ventura</i> ADL E200/E400 IG4 + MCV EVOSETI DD IG4</p>
	<p>O272 PS2 BOTTOM SUPPORT LH # PIVOT BOLT = B688 # CATCH BLOCK = P261</p>	<p>O272 <i>Ventura</i> WRIGHTBUS NBFL DD PS</p>
	<p>O273 PS2 BOTTOM SUPPORT RH # PIVOT BOLT = B688 # CATCH BLOCK = P261</p>	<p>O273 <i>Ventura</i> WRIGHTBUS NBFL DD PS</p>
	<p>O400 BOTTOM SUPPORT R 77 (TOGGLE NUT) # PIVOT BOLT = G951</p>	<p>O400 <i>Ventura</i> WRIGHTBUS NBFL DD IG4/IG4 PLAT</p>
	<p>O412 IG4 PIVOT POINT BOTTOM (NBFL)</p>	<p>O412 <i>Ventura</i></p>

	<p>O413 IG4 PIVOT POINT TOP (NBFL)</p>	<p>O413 <i>Ventura</i></p>
	<p>O415 BENDED DOOR SUPPORT TOP</p>	<p>O415 <i>Ventura</i> WRIGHTBUS NBFL DD IG4 PLAT</p>
	<p>O553 GUIDING BRACKET LH</p>	<p>O553 <i>Ventura</i></p>
	<p>O554 GUIDING BRACKET RH</p>	<p>O554 <i>Ventura</i></p>
	<p>O670 BENDED DOOR SUPPORT BOTTOM</p>	<p>O670 <i>Ventura</i> WRIGHTBUS NBFL DD IG4 PLAT</p>
	<p>P256 PS2 BOTTOM SUPPORT LH # PIVOT BOLT = B688 # CATCH BLOCK = P261</p>	<p>P256 <i>Ventura</i> MCV DD EVOSETI PS2</p>
	<p>P257 PS2 BOTTOM SUPPORT RH # PIVOT BOLT = B688 # CATCH BLOCK = P261</p>	<p>P257 <i>Ventura</i> MCV DD EVOSETI PS2</p>

	<p>P725 GUIDING BRACKET L 72.5mm</p>	<p>P725 <i>Ventura</i> WRIGHTBUS ECLIPSE SD IG4</p>
	<p>P726 GUIDING BRACKET R 72.5mm</p>	<p>P726 <i>Ventura</i> WRIGHTBUS ECLIPSE SD IG4</p>
	<p>Q348 DRIVE BRACKET (R643)</p>	<p>Q348 <i>Ventura</i></p>
	<p>S930 PS2 CYLINDER BRACKET</p>	<p>S930 <i>Ventura</i></p>
	<p>S950 Cable Bracket</p>	<p>S950 <i>Ventura</i></p>
	<p>T986 PS2 BOTTOM SUPPORT LH</p> <p># PIVOT BOLT = B688 # CATCH BLOCK = P261</p>	<p>T986 <i>Ventura</i> WRIGHTBUS PS2</p>
	<p>T987 PS2 BOTTOM SUPPORT RH</p> <p># PIVOT BOLT = B688 # CATCH BLOCK = P261</p>	<p>T987 <i>Ventura</i> WRIGHTBUS PS2</p>

	<p>T988 BOTTOM SUPPORT L</p>	<p>T988 <i>Ventura</i></p>
	<p>T989 BOTTOM SUPPORT R</p>	<p>T989 <i>Ventura</i></p>
	<p>U537 IG4 BOTTOM SUPPORT LH # PIVOT BOLT = G951</p>	<p>U537 <i>Ventura</i></p>
	<p>U538 IG4 BOTTOM SUPPORT RH # PIVOT BOLT = G951</p>	<p>U538 <i>Ventura</i></p>
	<p>VA0203 LH END PIECE</p>	<p>VA0203 <i>Ventura</i></p>

	<p>VA0204 RH END PIECE</p>	<p>VA0204 <i>Ventura</i></p>
	<p>VA0541 SENSOR BRACKET</p>	<p>VA0541 <i>Ventura</i></p>
	<p>VA0912 PS ROLLER BRACKET</p> <p># USED WITH ROLLER E529 # ROLLER BOLT = VA0557</p>	<p>VA0912 <i>Ventura</i></p>
	<p>VA2123 DOORSHAFT VRAK CET LH ASSY</p>	<p>VA2123 <i>Ventura</i></p>
	<p>VA2124 DOORSHAFT VRAK CET RH ASSY</p>	<p>VA2124 <i>Ventura</i></p>
	<p>VA3191 PS2 DOORSHAFT BRKT ASSY LH 28MM</p>	<p>VA3191 <i>Ventura</i></p>
	<p>VA3192 PS2 DOORSHAFT BRKT ASSY RH 28MM</p>	<p>VA3192 <i>Ventura</i></p>

	<p>VA3289 DOORSHAFT ADJ BRKT LH ASSY</p>	<p>VA3289 <i>Ventura</i></p>
	<p>VA3290 DOORSHAFT ADJ BRKT RH ASSY</p>	<p>VA3290 <i>Ventura</i></p>
	<p>VA3700 BOTTOM SUPPORT RH ASSY T-SLOT</p> <p># PIVOT BOLT = B688</p>	<p>VA3700 <i>Ventura</i> WRIGHTBUS NBFL PLAT RS</p>
	<p>VA6793 Guide Bracket LH</p>	<p>VA6793 <i>Ventura</i></p>
	<p>VA6794 Guide Bracket RH</p>	<p>VA6794 <i>Ventura</i></p>
	<p>VA8532 PS2 SWITCH CAM BRACKET</p>	<p>VA8532 <i>Ventura</i></p>
	<p>VB2533 LH END PIECE</p>	<p>VB2533 <i>Ventura</i></p>



VB2568
RH END PIECE

VB2568 *Ventura*