



TDS PRODUCT IMAGE SHEET – CATEGORY > **BRACKETS/PIVOTS-KITS**

| Image | TDS Part Number & Description | OE & Alternative Part References (WHERE FITTED) |
|----------------------------------------------------------------------------------------------------|---------------------------------------------------------------------------------|----------------------------------------------------|
|  | <p>ASY025 PIVOT BRACKET ASSY KIT DEANS (Ø14 BEARING=BRG037)</p> | <p>H105023 <i>Deans</i></p> |
|  | <p>ASY026 RH BOTTOM BEARING ASSEMBLY DEANS</p> | <p>H102724 <i>Deans</i></p> |
|  | <p>ASY027 PIVOT BRACKET ASSY KIT DEANS (Ø12 BEARING=BRG046)</p> | <p>H105021 <i>Deans</i></p> |
|  | <p>ASY058 DEANS RH GUIDE ASSY (RLR005)</p> | <p>D17984 <i>Deans</i></p> |
|  <p>BRK001A</p> | <p>BRK001A BOTTOM STEADY BRACKET</p> | <p>BRK001A <i>TDS</i></p> |
|  <p>BRK002A</p> | <p>BRK002A DOOR GUIDE BRACKET CRANKED INLINE GLD</p> | <p>BRK002A <i>TDS</i></p> |

| | | |
|-------------------------------------------------------------------------------------|---------------------------------------------------------------------------|---------------------------------------------|
|  | <p>BRK005A DOOR GUIDE BRACKET FLAT OFFSET FLD</p> | <p>BRK005A TDS (PARRY PPM60)</p> |
|  | <p>BRK007A MICROSWITCH MOUNT BRACKET (SDU CLUTCH ASSY)</p> | <p>BRK007A TDS (TREKABUS 16)</p> |
|  | <p>BRK008 CABLE END BRACKET</p> | <p>BRK008 TDS</p> |
|  | <p>BRK009 UNIVERSAL SENSOR MOUNT TDS CYLINDERS</p> | <p>BRK009 TDS</p> |
|  | <p>BRK011 REAR END BRKT MALE Ø16mm 63 BORE CYLINDER</p> | <p>BRK011 TDS</p> |
|  | <p>BRK012 REAR END BRKT L SHAPE Ø16mm 63 BORE CYLINDER</p> | <p>BRK012 TDS</p> |
|  | <p>BRK013 REAR END TRUNION SPH Ø16mm 63 BORE CYLINDER</p> | <p>BRK013 TDS</p> |

| | | |
|-------------------------------------------------------------------------------------|-----------------------------------------------------------------------------------------------------------|----------------------------------------|
|  | <p>BRK014 REAR END FEMALE TRUNION Ø16mm 63 BORE CYLINDER</p> | <p>BRK014 TDS</p> |
|  | <p>BRK015 REAR END SPIGOT-M10 63 BORE CYLINDER</p> | <p>BRK015 TDS</p> |
|  | <p>BRK019 FOOT MOUNT 20 BORE MINI CYLINDER</p> | <p>BRK019 TDS</p> |
|  | <p>BRK020A DOOR GUIDE BRACKET BLACK FLAT OFFSET FLD</p> | <p>BRK020A TDS (FLD001)</p> |
|  | <p>BRK021 DOORSHAFT BEARING HOUSING LONG To take BRG021B Ø 14 SPH Bearing race</p> | <p>216760 Peters</p> |
|  | <p>BRK023 DOOR GUIDE USED ON TDS FLD004-5</p> | <p>BRK023 TDS</p> |
|  | <p>BRK024 CRANK @ 25 RH HG=25 SLOT CTR=85x55</p> | <p>BRK024 TDS</p> |

| | | |
|---------------------------------------------------------------------------------------------------|-----------------------------------------------------------------------------------|------------------------------------|
|  | <p>BRK025 CRANK @ 25 LH HG=25 SLOT CTR=85x55</p> | <p>BRK025 <i>TDS</i></p> |
|  <p>BRK026</p> | <p>BRK026 DOOR GUIDE BRACKET PDS 3 HOLE</p> | <p>200449 <i>Peters</i></p> |
|  <p>BRK027</p> | <p>BRK027 DOOR GUIDE BRACKET PDS 4 HOLE</p> | <p>200353 <i>Peters</i></p> |
|  | <p>BRK029 GUIDE BRACKET KIT DEANS</p> | <p>H104566 <i>Deans</i></p> |
|  <p>BRK031</p> | <p>BRK031 BEARING HOUSING To take BRG001A nylon bearing</p> | <p>205590 <i>Peters</i></p> |
|  | <p>BRK039 RH DOOR GUIDE BRACKET CRK=22. OFFSET=66. SLOT=10x30.</p> | <p>215808 <i>Peters</i></p> |
|  | <p>BRK040 LH DOOR GUIDE BRACKET CRK=22. OFFSET=66. SLOT=10x30</p> | <p>215807 <i>Peters</i></p> |

| | | |
|-------------------------------------------------------------------------------------|------------------------------------------------------------------------------------------------|------------------------------------|
|  | <p>BRK046-ASY = (V.S)Ø12 Rubber Bush for Ø50 Cyl + M8 Fixings</p> | |
|  | <p>BRK049 LH SUPPORT BRACKET</p> | <p>027946 <i>Deans</i></p> |
|  | <p>BRK050 RH SUPPORT BRACKET</p> | <p>027947 <i>Deans</i></p> |
|  | <p>BRK054 LH NO.1 DOOR GUIDE BRACKET (KKT DOOR)</p> | <p>H102945 <i>Deans</i></p> |
|  | <p>BRK055 RH NO.2 DOOR GUIDE BRACKET (KKT DOOR)</p> | <p>H102946 <i>Deans</i></p> |
|  | <p>BRK056 =BRACKET USED ON PNE303 RANGE ETC. HOLE DIA=30mm</p> | <p>BRK056 <i>TDS</i></p> |

| | | |
|-------------------------------------------------------------------------------------|------------------------------------------------------------------------------------------------------------------------------|----------------------------------------------------------------------------------------------------------------------------------------------------------------------------------------------------------------|
|  | <p align="center">BRK067 CORNER INSERT DEANS KEIKERT BONDED GLAZING DOORS</p> | <p align="center">C49800 <i>Deans</i></p> |
|  | <p align="center">BRK068 RH No.1 Door. BOTTOM LEADING EDGE BRACKET DEANS KEIKERT BONDED GLAZING DOORS</p> | <p align="center">H107216 <i>Deans</i></p> |
|  | <p align="center">BRK069 LH No.2 Door. BOTTOM LEADING EDGE BRACKET DEANS KEIKERT BONDED GLAZING DOORS</p> | <p align="center">H107217 <i>Deans</i></p> |
|  | <p align="center">BRG070-28 M12 SLOTxM8 FIXINGS BY 28mm DEEP CTRS</p> | <p align="center">For Plug Door pivot arms. See also  BRG073 RUB045 SAB040</p> |
|  | <p align="center">BRK071 No1 LH DOORGUIDE BRACKET</p> | <p align="center">027724 <i>Deans</i></p> |
|  | <p align="center">BRK072 No2 RH DOORGUIDE BRACKET</p> | <p align="center">027725 <i>Deans</i></p> |

| | | |
|-------------------------------------------------------------------------------------|-------------------------------------------------------------------------------------|-----------------------------------------------------------------------------------|
|  | <p>BRK080-01RH BEARING SUP-BRKT RH CENTRE</p> | <p>BRK050-01RH TDS</p> |
|  | <p>BRK083 ROTARY LOCK & COVER. RETAINING BRACKET</p> | <p>BRK083 TDS USED WITH HDL039T GLASS MOUNT ROTARY LOCK SYSTEM</p> |
|  | <p>BRK084 UNIVERSAL BRACKET OFF SET @0160CTR</p> | <p>BRK084 TDS</p> |
|  | <p>BRK084-01-ASSY UPPER DOORSHAFT BRG (25dia X 160 off set) ASSY</p> | <p>BRK084-01-ASSY TDS</p> |
|  | <p>BRK084-02-ASSY LOWER DOORSHAFT BRG (25dia x 160 off set) ASSY</p> | <p>BRK084-02-ASSY TDS</p> |
|  | <p>KIT010 DOORSHAFT FIXING KIT</p> | <p>100-051-KIT Peters</p> |
|  | <p>KIT014 PIVOT KIT PDS GLIDER TOP OR BOTTOM M12x1.75</p> | <p>100-034-KIT Peters (100-084-KIT)</p> |

| | | |
|-------------------------------------------------------------------------------------|---------------------------------------------------------------------------------------------------------|-----------------------------------------------------------------------------------------|
|  | <p>KIT023 PDS DOORSHAFT FIXING KIT</p> | <p>100-57-A4 Peters</p> |
|  | <p>KIT027 M12 SPH TOP/OILT BOTT FIT FOR RH DOOR VIEWED FROM INSIDE VEHICLE</p> | <p>100-040RL-KIT Peters (OPTARE EXCEL)</p> |
|  | <p>KIT028 M12 SPH TOP/OILT BOTT FIT FOR LH DOOR VIEWED FROM INSIDE VEHICLE</p> | <p>100-040LL-KIT Peters (OPTARE EXCEL)</p> |
|  | <p>KIT027-BRL OILTE BOTTOM PIVOT KIT FOR LH DOOR VIEWED FROM INSIDE VEHICLE</p> | <p>(100-040-A4) Peters (OPTARE EXCEL)</p> |
|  | <p>KIT028-BLL OILTE BOTTOM PIVOT KIT FOR LH DOOR VIEWED FROM INSIDE VEHICLE</p> | <p>(100-040-A4) Peters (OPTARE EXCEL)</p> |
|  | <p>L500-05-ASSY-01 UPPER BEARING BRACKET ASSY With BRG021B Ø 14 SPH BEARING RACE</p> | <p>L500-05-ASSY-01 TDS (ALL OPTARE VEHICLES – TDS DOOR)</p> |
|  | <p>L500-06-LH DOOR GUIDE BRACKET LEFT</p> | <p>L500-06-LH TDS (ALL OPTARE VEHICLES – TDS DOOR EXCEPT OLYMPUS DD)</p> |

| | | |
|-------------------------------------------------------------------------------------|--------------------------------------------------------------------------------------------------------|-------------------------------------------------------------------------------------|
|  | <p>L500-06-RH DOOR GUIDE BRACKET RIGHT</p> | <p>L500-06-RH TDS (ALL OPTARE VEHICLES – TDS DOOR EXCEPT OLYMPUS DD)</p> |
|  | <p>L500-09-ASSY-01 LOWER BEARING BRACKET ASS With BRG021B Ø 14 SPH BEARING RACE</p> | <p>L500-09-ASSY-01 TDS (ALL OPTARE VEHICLES – TDS DOOR)</p> |
|  | <p>PVP003 Ø12 CLEVIS CLUTCH PIN</p> | <p>214677 Peters</p> |
|  | <p>PVP005 Ø12 x 40 PIVOT PIN</p> | <p>213548 Peters</p> |
|  | <p>PVT001A Ø12 REAR PIVOT PLATE ELEC ACTUATOR</p> | <p>214664 Peters</p> |
|  | <p>PVT002A DOOR PIVOT PLATE</p> | <p>201361 Peters</p> |
|  | <p>PVT003A RH BEARING PIVOT PLATE</p> | <p>214750 Peters</p> |

| | | |
|-------------------------------------------------------------------------------------|------------------------------------------------------------------------|------------------------------------|
|  | <p>PVT004A LH BEARING PIVOT PLATE</p> | <p>214751 <i>Peters</i></p> |
|  | <p>PVT005A M12 ACTUATOR PIVOT PLATE</p> | <p>217117 <i>Peters</i></p> |
|  | <p>PVT008A PIVOT PLATE RH</p> | <p>201348 <i>Peters</i></p> |
|  | <p>PVT009A PIVOT PLATE LH</p> | <p>201349 <i>Peters</i></p> |
|  | <p>PVT010A ENT DOOR HINGE BLOCK LONG- Ø12.7 Spigot</p> | <p>E25408 <i>Deans</i></p> |
|  | <p>PVT011A ENT DOOR HINGE BLOCK SHORT- Ø12.7 Spigot</p> | <p>E25407 <i>Deans</i></p> |
|  | <p>PVT013A SHORT PIVOT PLATE TOP RH</p> | <p>214426 <i>Peters</i></p> |

| | | |
|-------------------------------------------------------------------------------------|---------------------------------------------------------------------------|-------------------------------------|
|  | <p>PVT014A SHORT PIVOT PLATE TOP LH</p> | <p>214427 <i>Peters</i></p> |
|  | <p>PVT015A LOWER HINGE PIVOT BRACKET- Ø12.7 Spigot</p> | <p>D31431 <i>Deans</i></p> |
|  | <p>PVT016A UPPER HINGE PIVOT BRACKET- Ø12.7 Spigot</p> | <p>D31388 <i>Deans</i></p> |
|  | <p>PVT017A UPPER BEARING PIVOT BRACKET Ø14 Spigot</p> | <p>PVT017A <i>TDS</i></p> |
|  | <p>PVT017-ASY M14 UPPER BEARING PIVOT ASSY</p> | <p>PVT017-ASY <i>TDS</i></p> |
|  | <p>PVT018A Ø14 LOWER BEARING PIVOT BRACKET- Ø14 Spigot</p> | <p>PVT018A <i>TDS</i></p> |
|  | <p>PVT018-ASY M14 LOWER BEARING PIVOT ASSY</p> | <p>PVT018-ASY <i>TDS</i></p> |

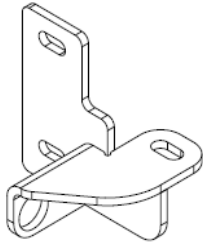
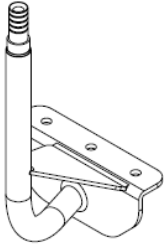
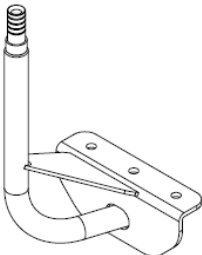
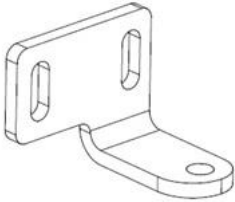
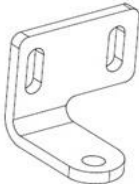

| | | |
|--------------------------------------------------------------------------------------------------|------------------------------------------------------------------------------------------------------------|------------------------------------|
|  <p>PVT019A</p> | <p>PVT019A O/D=31.65 x 82(O/L=110) Ø14BOTTOM SPIGOT FITS INTO O/D 38mm DOORSHAFT</p> | <p>216755 <i>Peters</i></p> |
|  <p>PVT022</p> | <p>PVT022 M12 PIVOT PLATE RETROFIT ELANCS OMNIDECK</p> | <p>217721 <i>Peters</i></p> |
|  <p>PVT023A</p> | <p>PVT023A Ø16 REAR PIVOT PLATE FOR PNEU ACTUATOR</p> | <p>200348 <i>Peters</i></p> |
|  <p>PVT025</p> | <p>PVT025 Ø3/4 PIVOT BRACKET WELD ASSY</p> | <p>216660 <i>Peters</i></p> |
|  | <p>PVT029 LOWER PIVOT ARM ASSY (DEANS PS)</p> | <p>088099 <i>Deans</i></p> |
|  | <p>PVT031 LOWER PIVOT HINGE PLATE WITH BRG</p> | <p>PVT031 <i>TDS</i></p> |
|  | <p>ROD101 DRIVE ROD END COULPING</p> | <p>ROD101 <i>TDS</i></p> |

| | | |
|-------------------------------------------------------------------------------------|--------------------------------------------------------------|-----------------------------------------------------------------------|
|  | <p>ROD102 DRIVE ROD SUPPORT BRACKET</p> | <p>ROD102 <i>TDS</i></p> |
|  | <p>B470 SWITCH CAM SHAFT</p> | <p>B470 <i>Ventura</i></p> |
|  | <p>B585 PIVOT BOLT M6</p> | <p>B585 <i>Ventura</i> WRIGHTBUS STREETLITE IGE</p> |
|  | <p>B680 END PLATE RIGHT</p> | <p>B680 <i>Ventura</i></p> |
|  | <p>B688 PIVOT BOLT 16xM10 (PS)</p> | <p>B688 <i>Ventura</i> (PS BOTTOM SUPPORT ASSY)</p> |
|  | <p>C592 CATERPILLAR CABLE SUPPORT BRACKET</p> | <p>C592 <i>Ventura</i></p> |
|  | <p>C727 ACTUATOR BRACKET L (RS)</p> | <p>C727 <i>Ventura</i></p> |

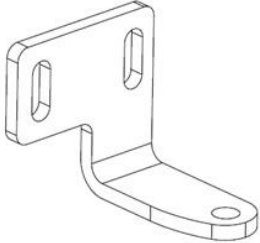

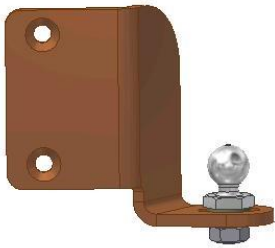
| | | |
|-------------------------------------------------------------------------------------|-------------------------------------------------------------|-----------------------------------|
|  | <p>C924 PSP CATCH PIN</p> | <p>C924 <i>Ventura</i></p> |
|  | <p>C965 CATCH BLOCK (OLD PS)</p> | <p>C965 <i>Ventura</i></p> |
|  | <p>D088 CYLINDER BRACKET (FRONT D622)</p> | <p>D088 <i>Ventura</i></p> |
|  | <p>D090 CYLINDER BRACKET (REAR D622)</p> | <p>D090 <i>Ventura</i></p> |
|  | <p>D091 CYLINDER BRACKET (CARRIAGE D622)</p> | <p>D091 <i>Ventura</i></p> |
|  | <p>D102 CAM ROLLER BRACKET</p> | <p>D102 <i>Ventura</i></p> |
|  | <p>D525 BOTTOM SUPPORT LEFT</p> | <p>D525 <i>Ventura</i></p> |

| | | |
|-------------------------------------------------------------------------------------|---------------------------------------------------------|-----------------------------------|
|  | <p>D526 BOTTOM SUPPORT RIGHT</p> | <p>D526 <i>Ventura</i></p> |
|  | <p>D545 CATCH PIN PLATE LH</p> | <p>D545 <i>Ventura</i></p> |
|  | <p>D546 CATCH PIN PLATE RH</p> | <p>D546 <i>Ventura</i></p> |
|  | <p>D549 ENDPLATE RIGHT WELD ASSY</p> | <p>D549 <i>Ventura</i></p> |
|  | <p>D704 DOORSHAFT ADJUSTING BRACKET</p> | <p>D704 <i>Ventura</i></p> |
|  | <p>D802 SUPPORT BRACKET DOORSHAFT RH</p> | <p>D802 <i>Ventura</i></p> |
|  | <p>E096 CATCH PIN PLATE RH</p> | <p>E096 <i>Ventura</i></p> |

| | | |
|-------------------------------------------------------------------------------------|----------------------------------------------------------------------------------------------------------|------------------------------------------------------------------------------------------------------------------------------------------------------------------------------------------------------------------------------------|
|  | <p>E097 CATCH PIN PLATE RH</p> | <p>E097 <i>Ventura</i></p> |
|  | <p>E121 BOTTOM SUPPORT ASSY LH PS</p> <p># PIVOT BOLT = B688 # CATCH BLOCK = D803</p> | <p>E121 <i>Ventura</i> ADL E200 SD PS + E400 DD PS, MCV SD EVOLUTION PS</p> |
|  | <p>E122 BOTTOM SUPPORT ASSY RH PS</p> <p># PIVOT BOLT = B688 # CATCH BLOCK = D803</p> | <p>E122 <i>Ventura</i> ADL E200 SD PS + E400 DD PS, MCV SD EVOLUTION PS</p> |
|  | <p>E508 END PLATE LEFT WELD ASSY</p> | <p>E508 <i>Ventura</i></p> |
|  | <p>E818 BOTTOM SUPPORT ASSY LH PS</p> <p># PIVOT BOLT = B688 # CATCH BLOCK = D803</p> | <p>E818 <i>Ventura</i> WRIGHTBUS ECLIPSE SD IG3 + GEMINI DD IG3 + STREETCAR PS , ADL E400 DD IG3, EAST LANCS SD IG3/PS + OLYMPUS DD PS, POLISH SCANIA OMNACITY DD IG3/PS, EAST LANCS Olympus DD IG3</p> |
|  | <p>F302 BOTTOM SUPPORT ASSY RH PS</p> <p># PIVOT BOLT = B688 # CATCH BLOCK = D803</p> | <p>F302 <i>Ventura</i> WRIGHTBUS ECLIPSE SD IG3 + GEMINI DD IG3 + STREETCAR PS , ADL E400 DD IG3, EAST LANCS SD IG3/PS + OLYMPUS DD PS, POLISH SCANIA OMNACITY DD IG3/PS, EAST LANCS Olympus DD IG3</p> |

| | | |
|-------------------------------------------------------------------------------------|--------------------------------------------------------------------------|---------------------------------------------------------------------------------------|
|  | <p align="center">F303 BOTTOM SUPPORT RIGHT</p> | <p align="center">F303 <i>Ventura</i> WRIGHTBUS GEMINI DD PS</p> |
|  | <p align="center">F864 GUIDING BRACKET IG3 LH OMNI</p> | <p align="center">F864 <i>Ventura</i> POLISH SCANIA OMNICITY DD IG3/PS</p> |
|  | <p align="center">F865 GUIDING BRACKET IG3 RH OMNI</p> | <p align="center">F865 <i>Ventura</i> POLISH SCANIA OMNICITY DD IG3/PS</p> |
|  | <p align="center">F913 DOORSHAFT ADJ BRKT LH</p> | <p align="center">F913 <i>Ventura</i></p> |
|  | <p align="center">F914 DOORSHAFT ADJ BRKT RH</p> | <p align="center">F914 <i>Ventura</i></p> |
|  | <p align="center">G257 DOOR SHAFT SUPPORT ASSY LH IG3</p> | <p align="center">G257 <i>Ventura</i> POLISH SCANIA OMNICITY DD IG3</p> |

| | | |
|-------------------------------------------------------------------------------------|----------------------------------------------------------------------------------|---------------------------------------------------------------------|
|  | <p>G298 DOOR SHAFT SUPPORT ASSY RH IG3</p> | <p>G298 <i>Ventura</i> POLISH SCANIA OMNICITY DD IG3</p> |
|  | <p>G379 LOWER IG.3 SHAFT BRKT ASSY LH (Bush if required=H074)</p> | <p>G379 <i>Ventura</i></p> |
|  | <p>G951 PIVOT BOLT 21DIA M10</p> | <p>G951 <i>Ventura</i></p> |
|  | <p>G955 PIVOT PLATE</p> | <p>G955 <i>Ventura</i></p> |
|  | <p>G989 PIVOT PIN</p> | <p>G989 <i>Ventura</i></p> |
|  | <p>H036 DRIVE BRACKET ASSY # BEARING BUSH = D107</p> | <p>H036 <i>Ventura</i></p> |

| | | |
|-------------------------------------------------------------------------------------|----------------------------------------------------------------------------------------------|-------------------------------------------------------------------------------------------------------------------------------------------------------|
|  | <p>H096 PIVOT BOLT M12</p> | <p>H096 <i>Ventura</i></p> |
|  | <p>H227 DOORSHAFT ADJ BRACKET RH</p> | <p>H227 <i>Ventura</i></p> |
|  | <p>H228 DOORSHAFT ADJ BRACKET LH</p> | <p>H228 <i>Ventura</i></p> |
|  | <p>H430 FRAME BRACKET IGP RH</p> | <p>H430 <i>Ventura</i></p> |
|  | <p>H437 DOORSHAFT SUPPORT ASSY LH IG3 (BLACK) # PIVOT BOLT = G951</p> | <p>H437 <i>Ventura</i> WRIGHTBUS ECLIPSE SD IG3 + GEMINI DD IG3, ADL E400 DD IG3, EAST LANCS SD IG3, EAST LANCS Olympus DD IG3</p> |
|  | <p>H465 DOORSHAFT SUPPORT ASSY RH IG3 (BLACK) # PIVOT BOLT = G951</p> | <p>H465 <i>Ventura</i> WRIGHTBUS ECLIPSE SD IG3 + GEMINI DD IG3, ADL E400 DD IG3, EAST LANCS SD IG3, EAST LANCS Olympus DD IG3</p> |

| | | |
|-------------------------------------------------------------------------------------|-------------------------------------------------------------------------------------------------|--------------------------------------------------------------------------------------------------------------------------------------------------------------------|
|  | <p>H502 GUIDE BRACKET LEFT IG</p> | <p>H502 <i>Ventura</i> WRIGHTBUS ECLIPSE SD IG3 + GEMINI DD IG3, ADL E300 SD IG3, EAST LANCS SD IG3</p> |
|  | <p>H508 GUIDE BRACKET RIGHT IG</p> | <p>H508 <i>Ventura</i> WRIGHTBUS ECLIPSE SD IG3 + GEMINI DD IG3, ADL E300 SD IG3, EAST LANCS SD IG3</p> |
|  | <p>H776 BOTTOM SUPPORT LH 135 # PIVOT BOLT = G951</p> | <p>H776 <i>Ventura</i></p> |
|  | <p>H777 BOTTOM SUPPORT RH 135 # PIVOT BOLT = G951</p> | <p>H777 <i>Ventura</i></p> |
|  | <p>H987 DOOR SHAFT SUPPORT LH # PIVOT BOLT = G951</p> | <p>H987 <i>Ventura</i> WRIGHTBUS ECLIPSE SD IG3 + GEMINI DD IG3, ADL E400 DD IG3, EAST LANCS SD IG3 + OLYMPUS DD IG3, POLISH SCANIA OMNICITY DD IG3</p> |
|  | <p>H988 DOOR SHAFT SUPPORT RH # PIVOT BOLT = G951</p> | <p>H988 <i>Ventura</i> WRIGHTBUS ECLIPSE SD IG3 + GEMINI DD IG3, ADL E400 DD IG3, EAST LANCS SD IG3 + OLYMPUS DD IG3, POLISH SCANIA OMNICITY DD IG3</p> |
|  | <p>I269 BOTTOM SUPPORT LEFT PS2 # PIVOT BOLT = B688 # CATCH BLOCK = J405</p> | <p>I269 <i>Ventura</i> OPTARE SD PS VERSA + TEMPO</p> |

| | | |
|-----------------------------------------------------------------------------------------------------------------------------------------------------------------------------------------|----------------------------------------------------------------------------------------------------------------------|-----------------------------------------------------------------------------------------------------------------|
|  | <p>I270 BOTTOM SUPPORT RIGHT PS2</p> <p># PIVOT BOLT = B688 # CATCH BLOCK = J405</p> | <p>I270 <i>Ventura</i> OPTARE SD PS VERSA + TEMPO</p> |
|  <p>Color: Black PVD 3000 - Layer thickness: 80um - Shine grade: 30%-40%</p> | <p>I291 DOOR GUIDING BRACKET</p> | <p>I291 <i>Ventura</i> EAST LANCS OLYMPUS DD IG3</p> |
|  | <p>I357 DOORSHAFT SUPPORT ASSY LH IG3 100</p> <p># PIVOT BOLT = G951</p> | <p>I357 <i>Ventura</i> ADL E200 SD IG4 + E300 SD IG3/IG4 + E400 DD IG3/IG4, TEMSA SD IG4</p> |
|  | <p>I358 DOORSHAFT SUPPORT ASSY RH IG3 100</p> <p># PIVOT BOLT = G951</p> | <p>I358 <i>Ventura</i> ADL E200 SD IG4 + E300 SD IG3/IG4 + E400 DD IG3/IG4, TEMSA SD IG4</p> |
|  | <p>I461 GUIDING BRACKET</p> | <p>I461 <i>Ventura</i> ADL E400 DD IG3</p> |
|  | <p>I500 CONTROL MOUNT BRACKET</p> | <p>I500 <i>Ventura</i></p> |

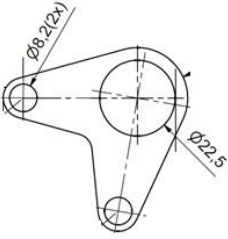



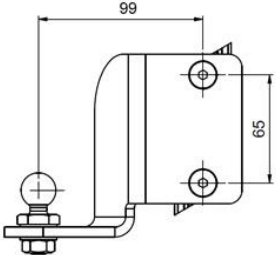
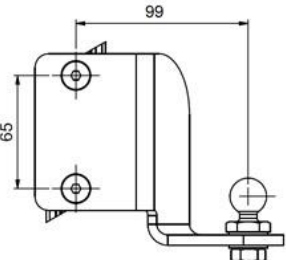
| | | |
|-------------------------------------------------------------------------------------|----------------------------------------------------------------------|-------------------------------------------------------------|
|  | <p>I741 ADAPTER BRACKET LH</p> | <p>I741 <i>Ventura</i></p> |
|  | <p>I801 ADAPTER BRACKET RH</p> | <p>I801 <i>Ventura</i></p> |
|  | <p>I944 GUIDING BRACKET IGP</p> | <p>I944 <i>Ventura</i> TEMSA SD IG4</p> |
|  | <p>J122 DOOR SHAFT SUPPORT LH # PIVOT BOLT = G951</p> | <p>J122 <i>Ventura</i> MCV SD 112/124RLE IG4</p> |
|  | <p>J123 DOOR SHAFT SUPPORT RH # PIVOT BOLT = G951</p> | <p>J123 <i>Ventura</i> MCV SD 112/124RLE IG4</p> |
|  | <p>J405 CATCH BLOCK BOTTOM SUPPORT PS</p> | <p>J405 <i>Ventura</i></p> |
|  | <p>J964 GUIDING BRACKET FLAT</p> | <p>J964 <i>Ventura</i> ADL E200 IG3</p> |

| | | |
|-------------------------------------------------------------------------------------|------------------------------------------------------------------------------------------------------------------------------------------------------------------------|----------------------------------------------------------------------------------------------------------------------------------------------|
|  | <p style="text-align: center;">L778</p> <p style="text-align: center;">LOWER IG4 SHAFT (FLAP) BRKT</p> <p style="text-align: center;"># BEARING BUSH = L782</p> | <p style="text-align: center;">L778 <i>Ventura</i></p> |
|  | <p style="text-align: center;">M049</p> <p style="text-align: center;">MICROSWITCH BRACKET</p> | <p style="text-align: center;">M049 <i>Ventura</i></p> |
|  | <p style="text-align: center;">M106</p> <p style="text-align: center;">BOTTOM SUPPORT RS LH ASSY</p> <p style="text-align: center;"># PIVOT BOLT = B688</p> | <p style="text-align: center;">M106 <i>Ventura</i></p> |
|  | <p style="text-align: center;">M592</p> <p style="text-align: center;">GUIDING BRACKET LEFT</p> | <p style="text-align: center;">M592 <i>Ventura</i></p> <p style="text-align: center;">ADL E200 SD IG4 + E300 SD IG4 + E400 DD IG4</p> |
|  | <p style="text-align: center;">M593</p> <p style="text-align: center;">GUIDING BRACKET RIGHT</p> | <p style="text-align: center;">M593 <i>Ventura</i></p> <p style="text-align: center;">ADL E200 SD IG4 + E300 SD IG4 + E400 DD IG4</p> |
|  | <p style="text-align: center;">M670</p> <p style="text-align: center;">GUIDING BRACKET LEFT</p> | <p style="text-align: center;">M670 <i>Ventura</i></p> <p style="text-align: center;">MCV SD 112/124RLE IG4</p> |
|  | <p style="text-align: center;">M671</p> <p style="text-align: center;">GUIDING BRACKET RIGHT</p> | <p style="text-align: center;">M671 <i>Ventura</i></p> <p style="text-align: center;">MCV SD 112/124RLE IG4</p> |

| | | |
|-------------------------------------------------------------------------------------|--------------------------------------------------------------------------|------------------------------------------------------------------------------------------------------------------|
|  | <p>M717 GUIDING BRACKET</p> | <p>M717 <i>Ventura</i> WRIGHTBUS ECLIPSE SD IG4 + GEMINI DD IG4 + NBFL DD IG4/IG4 PLAT</p> |
|  | <p>N035 DOOR SHAFT SUPPORT LH # PIVOT BOLT = G951</p> | <p>N035 <i>Ventura</i> MCV SD 112/124RLE IG4</p> |
|  | <p>N036 DOOR SHAFT SUPPORT RH # PIVOT BOLT = G951</p> | <p>N036 <i>Ventura</i> MCV SD 112/124RLE IG4</p> |
|  | <p>N058 BOTTOM SUPPORT LH ASSY 90 # PIVOT BOLT = G951</p> | <p>N058 <i>Ventura</i> WRIGHTBUS ECLIPSE SD IG4 + GEMINI DD IG4 + STREETLITE SD IG4 + NBFL DD IG4</p> |
|  | <p>N059 BOTTOM SUPPORT RH ASSY 90 # PIVOT BOLT = G951</p> | <p>N059 <i>Ventura</i> WRIGHTBUS ECLIPSE SD IG4 + GEMINI DD IG4 + STREETLITE SD IG4 + NBFL DD IG4</p> |
|  | <p>N427 PIVOT POINT</p> | <p>N427 <i>Ventura</i> WRIGHTBUS PS2, MCV DD EVOSETI PS2</p> |
|  | <p>N881 BOTTOM SUPPORT LH ASSY 90 # PIVOT BOLT = G951</p> | <p>N881 <i>Ventura</i> ADL E200/E400 IG4 + MCV EVOSETI DD IG4</p> |

| | | |
|-------------------------------------------------------------------------------------|------------------------------------------------------------------------------------------------------|----------------------------------------------------------------------------------|
|  | <p>N882 BOTTOM SUPPORT RH ASSY 90</p> <p># PIVOT BOLT = G951</p> | <p>N882 <i>Ventura</i> ADL E200/E400 IG4 + MCV EVOSETI DD IG4</p> |
|  | <p>O272 BOTTOM SUPPORT LH PS2</p> <p># PIVOT BOLT = B688 # CATCH BLOCK = P261</p> | <p>O272 <i>Ventura</i> WRIGHTBUS NBFL DD PS</p> |
|  | <p>O273 BOTTOM SUPPORT RH PS2</p> <p># PIVOT BOLT = B688 # CATCH BLOCK = P261</p> | <p>O273 <i>Ventura</i> WRIGHTBUS NBFL DD PS</p> |
|  | <p>O400 BOTTOM SUPPORT R 77 (TOGGLE NUT)</p> <p># PIVOT BOLT = G951</p> | <p>O400 <i>Ventura</i> WRIGHTBUS NBFL DD IG4/IG4 PLAT</p> |
|  | <p>O412 PIVOT POINT BOTTOM NBFL</p> | <p>O412 <i>Ventura</i></p> |
|  | <p>O413 PIVOT POINT TOP WRIGHT NBFL</p> | <p>O413 <i>Ventura</i></p> |
|  | <p>O415 BENDED DOOR SUPPORT TOP</p> | <p>O415 <i>Ventura</i> WRIGHTBUS NBFL DD IG4 PLAT</p> |

| | | |
|-------------------------------------------------------------------------------------|------------------------------------------------------------------------------------------------------------------------------|---------------------------------------------------------------------------------|
|  | <p align="center">O670 BENDED DOOR SUPPORT BOTTOM</p> | <p align="center">O670 <i>Ventura</i> WRIGHTBUS NBFL DD IG4 PLAT</p> |
|  | <p align="center">P256 BOTTOM SUPPORT LH 3 HOLES ASSY</p> <p># PIVOT BOLT = B688 # CATCH BLOCK = P261</p> | <p align="center">P256 <i>Ventura</i> MCV DD EVOSETI PS2</p> |
|  | <p align="center">P257 BOTTOM SUPPORT RH 3 HOLES ASSY</p> <p># PIVOT BOLT = B688 # CATCH BLOCK = P261</p> | <p align="center">P257 <i>Ventura</i> MCV DD EVOSETI PS2</p> |
|  | <p align="center">P725 GUIDING BRACKET L 72.5mm</p> | <p align="center">P725 <i>Ventura</i> WRIGHTBUS ECLIPSE SD IG4</p> |
|  | <p align="center">P726 GUIDING BRACKET R 72.5mm</p> | <p align="center">P726 <i>Ventura</i> WRIGHTBUS ECLIPSE SD IG4</p> |
|  | <p align="center">Q348 DRIVE BRACKET (R643)</p> | <p align="center">Q348 <i>Ventura</i></p> |

| | | |
|-------------------------------------------------------------------------------------|---------------------------------------------------------------------------------------------------|------------------------------------------------------------|
|  | <p>S930 CYLINDER BRACKET</p> | <p>S930 <i>Ventura</i></p> |
|  | <p>T986 BOTTOM SUPPORT LH ASSY</p> <p># PIVOT BOLT = B688 # CATCH BLOCK = P261</p> | <p>T986 <i>Ventura</i> WRIGHTBUS PS2</p> |
|  | <p>T988 BOTTOM SUPPORT L</p> | <p>T988 <i>Ventura</i></p> |
|  | <p>T989 BOTTOM SUPPORT R</p> | <p>T989 <i>Ventura</i></p> |
|  | <p>U537 IG4 BOTTOM SUPPORT LH 100 TOGGLE NUTS</p> <p># PIVOT BOLT = G951</p> | <p>U537 <i>Ventura</i></p> |
|  | <p>U538 IG4 BOTTOM SUPPORT RH 100 TOGGLE NUTS</p> <p># PIVOT BOLT = G951</p> | <p>U538 <i>Ventura</i></p> |

| | | |
|-------------------------------------------------------------------------------------|------------------------------------------------------------------------------------------------------|-------------------------------------|
|  | <p>VA0203 LH END PIECE</p> | <p>VA0203 <i>Ventura</i></p> |
|  | <p>VA0204 RH END PIECE</p> | <p>VA0204 <i>Ventura</i></p> |
|  | <p>VA0541 SENSOR BRACKET</p> | <p>VA0541 <i>Ventura</i></p> |
|  | <p>VA0912 PS ROLLER BRACKET</p> <p># USED WITH ROLLER E529 # ROLLER BOLT = VA0557</p> | <p>VA0912 <i>Ventura</i></p> |
|  | <p>VA3191 DOORSHAFT BRKT LH ASSY 28MM</p> | <p>VA3191 <i>Ventura</i></p> |
|  | <p>VA3192 DOORSHAFT BRKT RH ASSY 28MM</p> | <p>VA3192 <i>Ventura</i></p> |

| | | |
|-------------------------------------------------------------------------------------|-----------------------------------------------------------------------------------------|-----------------------------------------------------------------------|
|  | <p>VA3289 DOORSHAFT ADJ BRKT LH ASSY</p> | <p>VA3289 <i>Ventura</i></p> |
|  | <p>VA3290 DOORSHAFT ADJ BRKT RH ASSY</p> | <p>VA3290 <i>Ventura</i></p> |
|  | <p>VA3700 BOTTOM SUPPORT RH ASSY T-SLOT # PIVOT BOLT = B688</p> | <p>VA3700 <i>Ventura</i> WRIGHTBUS NBFL PLAT RS</p> |
|  | <p>VA6793 Guide Bracket LH</p> | <p>VA6793 <i>Ventura</i></p> |
|  | <p>VA6794 Guide Bracket RH</p> | <p>VA6794 <i>Ventura</i></p> |
|  | <p>VB2533 LH END PIECE</p> | <p>VB2533 <i>Ventura</i></p> |
|  | <p>VB2568 RH END PIECE</p> | <p>VB2568 <i>Ventura</i></p> |