





TDS PRODUCT IMAGE SHEET – CATEGORY > **BRACKETS/PIVOTS-KITS**

Image	TDS Part Number & Description	OE & Alternative Part References (WHERE FITTED)
	<p><b>ASY025</b> PIVOT BRACKET ASSY KIT DEANS ( Ø14 BEARING=BRG037)</p>	<p><b>H105023</b> <i>Deans</i></p>
	<p><b>ASY026</b> RH BOTTOM BEARING ASSEMBLY DEANS</p>	<p><b>H102724</b> <i>Deans</i></p>
	<p><b>ASY027</b> PIVOT BRACKET ASSY KIT DEANS ( Ø12 BEARING=BRG046)</p>	<p><b>H105021</b> <i>Deans</i></p>
	<p><b>ASY058</b> DEANS RH GUIDE ASSY (RLR005)</p>	<p><b>D17984</b> <i>Deans</i></p>
 <p style="text-align: center; font-size: small;">BRK001A</p>	<p><b>BRK001A</b> BOTTOM STEADY BRACKET</p>	<p><b>BRK001A</b> <i>TDS</i></p>
 <p style="text-align: center; font-size: small;">BRK002A</p>	<p><b>BRK002A</b> DOOR GUIDE BRACKET CRANKED INLINE GLD</p>	<p><b>BRK002A</b> <i>TDS</i></p>

	<p><b>BRK005A</b> DOOR GUIDE BRACKET FLAT OFFSET FLD</p>	<p><b>BRK005A</b> TDS (PARRY PPM60)</p>
	<p><b>BRK007A</b> MICROSWITCH MOUNT BRACKET (SDU CLUTCH ASSY)</p>	<p><b>BRK007A</b> TDS (TREKABUS 16)</p>
	<p><b>BRK008</b> CABLE END BRACKET</p>	<p><b>BRK008</b> TDS</p>
	<p><b>BRK009</b> UNIVERSAL SENSOR MOUNT TDS CYLINDERS</p>	<p><b>BRK009</b> TDS</p>
	<p><b>BRK011</b> REAR END BRKT MALE Ø16mm 63 BORE CYLINDER</p>	<p><b>BRK011</b> TDS</p>
	<p><b>BRK012</b> REAR END BRKT L SHAPE Ø16mm 63 BORE CYLINDER</p>	<p><b>BRK012</b> TDS</p>
	<p><b>BRK013</b> REAR END TRUNION SPH Ø16mm 63 BORE CYLINDER</p>	<p><b>BRK013</b> TDS</p>

	<p><b>BRK014</b> REAR END FEMALE TRUNION Ø16mm 63 BORE CYLINDER</p>	<p><b>BRK014</b> TDS</p>
	<p><b>BRK015</b> REAR END SPIGOT-M10 63 BORE CYLINDER</p>	<p><b>BRK015</b> TDS</p>
 <p>BRK019</p>	<p><b>BRK019</b> FOOT MOUNT 20 BORE MINI CYLINDER</p>	<p><b>BRK019</b> TDS</p>
	<p><b>BRK020A</b> DOOR GUIDE BRACKET BLACK FLAT OFFSET FLD</p>	<p><b>BRK020A</b> TDS (FLD001)</p>
 <p>BRK021</p>	<p><b>BRK021</b> DOORSHAFT BEARING HOUSING LONG To take BRG021B Ø 14 SPH Bearing race</p>	<p><b>216760</b> Peters</p>
	<p><b>BRK023</b> DOOR GUIDE USED ON TDS FLD004-5</p>	<p><b>BRK023</b> TDS</p>
	<p><b>BRK024</b> CRANK @ 25 RH HG=25 SLOT CTR=85x55</p>	<p><b>BRK024</b> TDS</p>

	<p><b>BRK025</b> CRANK @ 25 LH HG=25 SLOT CTR=85x55</p>	<p><b>BRK025</b> <i>TDS</i></p>
 <p>BRK026</p>	<p><b>BRK026</b> DOOR GUIDE BRACKET PDS 3 HOLE</p>	<p><b>200449</b> <i>Peters</i></p>
 <p>BRK027</p>	<p><b>BRK027</b> DOOR GUIDE BRACKET PDS 4 HOLE</p>	<p><b>200353</b> <i>Peters</i></p>
	<p><b>BRK029</b> GUIDE BRACKET KIT DEANS</p>	<p><b>H104566</b> <i>Deans</i></p>
 <p>BRK031</p>	<p><b>BRK031</b> BEARING HOUSING To take BRG001A nylon bearing</p>	<p><b>205590</b> <i>Peters</i></p>
	<p><b>BRK039</b> RH DOOR GUIDE BRACKET CRK=22. OFFSET=66. SLOT=10x30.</p>	<p><b>215808</b> <i>Peters</i></p>
	<p><b>BRK040</b> LH DOOR GUIDE BRACKET CRK=22. OFFSET=66. SLOT=10x30</p>	<p><b>215807</b> <i>Peters</i></p>

	<p><b>BRK046-ASY =</b> <b>(V.S)Ø12 Rubber Bush</b> <b>for Ø50 Cyl + M8 Fixings</b></p>	
	<p><b>BRK049</b> LH SUPPORT BRACKET</p>	<p><b>027946</b> <i>Deans</i></p>
	<p><b>BRK050</b> RH SUPPORT BRACKET</p>	<p><b>027947</b> <i>Deans</i></p>
	<p><b>BRK054</b> LH NO.1 DOOR GUIDE BRACKET (KKT DOOR)</p>	<p><b>H102945</b> <i>Deans</i></p>
	<p><b>BRK055</b> RH NO.2 DOOR GUIDE BRACKET (KKT DOOR)</p>	<p><b>H102946</b> <i>Deans</i></p>
	<p><b>BRK056</b> =BRACKET USED ON PNE303 RANGE ETC. HOLE DIA=30mm</p>	<p><b>BRK056</b> <i>TDS</i></p>

	<p align="center"><b>BRK067</b> CORNER INSERT DEANS KEIKERT BONDED GLAZING DOORS</p>	<p align="center"><b>C49800</b> <i>Deans</i></p>
	<p align="center"><b>BRK068</b> RH No.1 Door. BOTTOM LEADING EDGE BRACKET DEANS KEIKERT BONDED GLAZING DOORS</p>	<p align="center"><b>H107216</b> <i>Deans</i></p>
	<p align="center"><b>BRK069</b> LH No.2 Door. BOTTOM LEADING EDGE BRACKET DEANS KEIKERT BONDED GLAZING DOORS</p>	<p align="center"><b>H107217</b> <i>Deans</i></p>
	<p align="center"><b>BRG070-28</b> M12 SLOTxM8 FIXINGS BY 28mm DEEP CTRS</p>	<p align="center"><b>For Plug Door pivot arms. See also</b>  <b>BRG073</b> <b>RUB045</b> <b>SAB040</b></p>
	<p align="center"><b>BRK071</b> No1 LH DOORGUIDE BRACKET</p>	<p align="center"><b>027724</b> <i>Deans</i></p>
	<p align="center"><b>BRK072</b> No2 RH DOORGUIDE BRACKET</p>	<p align="center"><b>027725</b> <i>Deans</i></p>

	<p><b>BRK080-01RH</b> BEARING SUP-BRKT RH CENTRE</p>	<p><b>BRK050-01RH</b> TDS</p>
	<p><b>BRK083</b> ROTARY LOCK &amp; COVER. RETAINING BRACKET</p>	<p><b>BRK083</b> TDS USED WITH HDL039T GLASS MOUNT ROTARY LOCK SYSTEM</p>
	<p><b>BRK084</b> UNIVERSAL BRACKET OFF SET @0160CTR</p>	<p><b>BRK084</b> TDS</p>
	<p><b>BRK084-01-ASSY</b> UPPER DOORSHAFT BRG (25dia X 160 off set) ASSY</p>	<p><b>BRK084-01-ASSY</b> TDS</p>
	<p><b>BRK084-02-ASSY</b> LOWER DOORSHAFT BRG (25dia x 160 off set) ASSY</p>	<p><b>BRK084-02-ASSY</b> TDS</p>
	<p><b>KIT010</b> DOORSHAFT FIXING KIT</p>	<p><b>100-051-KIT</b> Peters</p>
	<p><b>KIT014</b> PIVOT KIT PDS GLIDER TOP OR BOTTOM M12x1.75</p>	<p><b>100-034-KIT</b> Peters (100-084-KIT)</p>

	<p><b>KIT023</b> PDS DOORSHAFT FIXING KIT</p>	<p><b>100-57-A4</b> Peters</p>
	<p><b>KIT027</b> M12 SPH TOP/OILT BOTT FIT FOR RH DOOR VIEWED FROM INSIDE VEHICLE</p>	<p><b>100-040RL-KIT</b> Peters (OPTARE EXCEL)</p>
	<p><b>KIT028</b> M12 SPH TOP/OILT BOTT FIT FOR LH DOOR VIEWED FROM INSIDE VEHICLE</p>	<p><b>100-040LL-KIT</b> Peters (OPTARE EXCEL)</p>
	<p><b>KIT027-BRL</b> OILTE BOTTOM PIVOT KIT FOR LH DOOR VIEWED FROM INSIDE VEHICLE</p>	<p><b>(100-040-A4)</b> Peters (OPTARE EXCEL)</p>
	<p><b>KIT028-BLL</b> OILTE BOTTOM PIVOT KIT FOR LH DOOR VIEWED FROM INSIDE VEHICLE</p>	<p><b>(100-040-A4)</b> Peters (OPTARE EXCEL)</p>
	<p><b>L500-05-ASSY-01</b> UPPER BEARING BRACKET ASSY With BRG021B Ø 14 SPH BEARING RACE</p>	<p><b>L500-05-ASSY-01</b> TDS (ALL OPTARE VEHICLES – TDS DOOR)</p>
	<p><b>L500-06-LH</b> DOOR GUIDE BRACKET LEFT</p>	<p><b>L500-06-LH</b> TDS (ALL OPTARE VEHICLES – TDS DOOR EXCEPT OLYMPUS DD)</p>



	<p><b>L500-06-RH</b> DOOR GUIDE BRACKET RIGHT</p>	<p><b>L500-06-RH TDS</b> (ALL OPTARE VEHICLES – TDS DOOR EXCEPT OLYMPUS DD)</p>
	<p><b>L500-09-ASSY-01</b> LOWER BEARING BRACKET ASS With BRG021B Ø 14 SPH BEARING RACE</p>	<p><b>L500-09-ASSY-01 TDS</b> (ALL OPTARE VEHICLES – TDS DOOR)</p>
	<p><b>PVP003</b> Ø12 CLEVIS CLUTCH PIN</p>	<p><b>214677</b> Peters</p>
	<p><b>PVP005</b> Ø12 x 40 PIVOT PIN</p>	<p><b>213548</b> Peters</p>
	<p><b>PVT001A</b> Ø12 REAR PIVOT PLATE ELEC ACTUATOR</p>	<p><b>214664</b> Peters</p>
	<p><b>PVT002A</b> DOOR PIVOT PLATE</p>	<p><b>201361</b> Peters</p>
	<p><b>PVT003A</b> RH BEARING PIVOT PLATE</p>	<p><b>214750</b> Peters</p>

	<p><b>PVT004A</b> LH BEARING PIVOT PLATE</p>	<p><b>214751</b> <i>Peters</i></p>
	<p><b>PVT005A</b> M12 ACTUATOR PIVOT PLATE</p>	<p><b>217117</b> <i>Peters</i></p>
	<p><b>PVT008A</b> PIVOT PLATE RH</p>	<p><b>201348</b> <i>Peters</i></p>
	<p><b>PVT009A</b> PIVOT PLATE LH</p>	<p><b>201349</b> <i>Peters</i></p>
	<p><b>PVT010A</b> ENT DOOR HINGE BLOCK LONG- Ø12.7 Spigot</p>	<p><b>E25408</b> <i>Deans</i></p>
	<p><b>PVT011A</b> ENT DOOR HINGE BLOCK SHORT- Ø12.7 Spigot</p>	<p><b>E25407</b> <i>Deans</i></p>
	<p><b>PVT013A</b> SHORT PIVOT PLATE TOP RH</p>	<p><b>214426</b> <i>Peters</i></p>


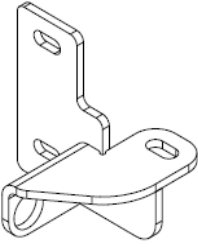
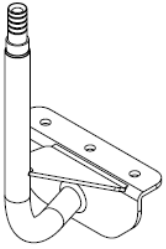
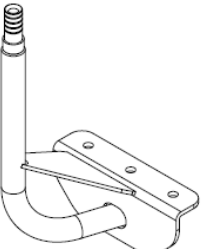
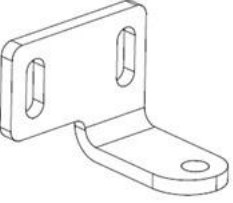
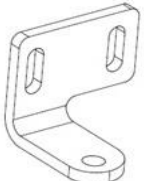

	<p><b>PVT014A</b> SHORT PIVOT PLATE TOP LH</p>	<p><b>214427</b> <i>Peters</i></p>
	<p><b>PVT015A</b> LOWER HINGE PIVOT BRACKET- Ø12.7 Spigot</p>	<p><b>D31431</b> <i>Deans</i></p>
	<p><b>PVT016A</b> UPPER HINGE PIVOT BRACKET- Ø12.7 Spigot</p>	<p><b>D31388</b> <i>Deans</i></p>
	<p><b>PVT017A</b> UPPER BEARING PIVOT BRACKET Ø14 Spigot</p>	<p><b>PVT017A</b> <i>TDS</i></p>
	<p><b>PVT017-ASY</b> M14 UPPER BEARING PIVOT ASSY</p>	<p><b>PVT017-ASY</b> <i>TDS</i></p>
	<p><b>PVT018A</b> Ø14 LOWER BEARING PIVOT BRACKET- Ø14 Spigot</p>	<p><b>PVT018A</b> <i>TDS</i></p>
	<p><b>PVT018-ASY</b> M14 LOWER BEARING PIVOT ASSY</p>	<p><b>PVT018-ASY</b> <i>TDS</i></p>

 <p>PVT019A</p>	<p><b>PVT019A</b>  O/D=31.65 x 82(O/L=110)  Ø14BOTTOM SPIGOT  FITS INTO O/D 38mm DOORSHAFT</p>	<p><b>216755</b> <i>Peters</i></p>
 <p>PVT022</p>	<p><b>PVT022</b>  M12 PIVOT PLATE RETROFIT  ELANCS OMNIDECK</p>	<p><b>217721</b> <i>Peters</i></p>
 <p>PVT023A</p>	<p><b>PVT023A</b>  Ø16 REAR PIVOT PLATE  FOR PNEU ACTUATOR</p>	<p><b>200348</b> <i>Peters</i></p>
 <p>PVT025</p>	<p><b>PVT025</b>  Ø3/4 PIVOT BRACKET  WELD ASSY</p>	<p><b>216660</b> <i>Peters</i></p>
	<p><b>PVT029</b>  LOWER PIVOT ARM ASSY  (DEANS PS)</p>	<p><b>088099</b> <i>Deans</i></p>
	<p><b>PVT031</b>  LOWER PIVOT HINGE PLATE WITH  BRG</p>	<p><b>PVT031</b> <i>TDS</i></p>
	<p><b>ROD101</b>  DRIVE ROD END COULPING</p>	<p><b>ROD101</b> <i>TDS</i></p>

	<p><b>ROD102</b> DRIVE ROD SUPPORT BRACKET</p>	<p><b>ROD102</b> <i>TDS</i></p>
	<p><b>B470</b> SWITCH CAM SHAFT</p>	<p><b>B470</b> <i>Ventura</i></p>
	<p><b>B585</b> PIVOT BOLT M6</p>	<p><b>B585</b> <i>Ventura</i> <b>WRIGHTBUS STREETLITE IGE</b></p>
	<p><b>B680</b> END PLATE RIGHT</p>	<p><b>B680</b> <i>Ventura</i></p>
	<p><b>B688</b> PIVOT BOLT 16xM10 (PS)</p>	<p><b>B688</b> <i>Ventura</i> <b>(PS BOTTOM SUPPORT ASSY)</b></p>
	<p><b>C592</b> CATERPILLAR CABLE SUPPOR BRACKET</p>	<p><b>C592</b> <i>Ventura</i></p>
	<p><b>C924</b> PSP CATCH PIN</p>	<p><b>C924</b> <i>Ventura</i></p>

<p>A black circular metal catch block with a central hole and two smaller holes on the sides. A yellow label with 'C965' is attached to the bottom.</p>	<p><b>C965</b> CATCH BLOCK (OLD PS)</p>	<p><b>C965</b> <i>Ventura</i></p>
<p>A grey metal bracket with a cylindrical protrusion on one side and two circular holes on the other.</p>	<p><b>D088</b> CYLINDER BRACKET (FRONT D622)</p>	<p><b>D088</b> <i>Ventura</i></p>
<p>A grey metal bracket with a central hole and two smaller holes on the sides.</p>	<p><b>D090</b> CYLINDER BRACKET (REAR D622)</p>	<p><b>D090</b> <i>Ventura</i></p>
<p>A grey metal L-shaped bracket with a central hole and two smaller holes on the vertical side.</p>	<p><b>D091</b> CYLINDER BRACKET (CARRIAGE D622)</p>	<p><b>D091</b> <i>Ventura</i></p>
<p>A blue metal bracket with a central hole and two smaller holes on the sides.</p>	<p><b>D102</b> CAM ROLLER BRACKET</p>	<p><b>D102</b> <i>Ventura</i></p>
<p>A grey metal bracket with a central hole and two smaller holes on the sides.</p>	<p><b>D525</b> BOTTOM SUPPORT LEFT</p>	<p><b>D525</b> <i>Ventura</i></p>
<p>A grey metal bracket with a central hole and two smaller holes on the sides.</p>	<p><b>D526</b> BOTTOM SUPPORT RIGHT</p>	<p><b>D526</b> <i>Ventura</i></p>

	<p align="center"><b>D545</b> CATCH PIN PLATE LH</p>	<p align="center"><b>D545</b> <i>Ventura</i></p>
	<p align="center"><b>D546</b> CATCH PIN PLATE RH</p>	<p align="center"><b>D546</b> <i>Ventura</i></p>
	<p align="center"><b>D549</b> ENDPLATE RIGHT WELD ASSY</p>	<p align="center"><b>D549</b> <i>Ventura</i></p>
	<p align="center"><b>D704</b> DOORSHAFT ADJUSTING BRACKET</p>	<p align="center"><b>D704</b> <i>Ventura</i></p>
	<p align="center"><b>D802</b> SUPPORT BRACKET DOORSHAFT RH</p>	<p align="center"><b>D802</b> <i>Ventura</i></p>
	<p align="center"><b>E096</b> CATCH PIN PLATE RH</p>	<p align="center"><b>E096</b> <i>Ventura</i></p>
	<p align="center"><b>E097</b> CATCH PIN PLATE RH</p>	<p align="center"><b>E097</b> <i>Ventura</i></p>

	<p><b>E508</b> END PLATE LEFT WELD ASSY</p>	<p><b>E508</b> <i>Ventura</i></p>
	<p><b>F303</b> BOTTOM SUPPORT RIGHT</p>	<p><b>F303</b> <i>Ventura</i> WRIGHTBUS GEMINI DD PS</p>
	<p><b>F864</b> GUIDING BRACKET IG3 LH OMNI</p>	<p><b>F864</b> <i>Ventura</i> POLISH SCANIA OMNICITY DD IG3/PS</p>
	<p><b>F865</b> GUIDING BRACKET IG3 RH OMNI</p>	<p><b>F865</b> <i>Ventura</i> POLISH SCANIA OMNICITY DD IG3/PS</p>
	<p><b>F913</b> DOORSHAFT ADJ BRKT LH</p>	<p><b>F913</b> <i>Ventura</i></p>
	<p><b>F914</b> DOORSHAFT ADJ BRKT RH</p>	<p><b>F914</b> <i>Ventura</i></p>
	<p><b>G257</b> DOOR SHAFT SUPPORT ASSY LH IG3</p>	<p><b>G257</b> <i>Ventura</i> POLISH SCANIA OMNICITY DD IG3</p>



	<p><b>G298</b> DOOR SHAFT SUPPORT ASSY RH IG3</p>	<p><b>G298</b> <i>Ventura</i> POLISH SCANIA OMNICITY DD IG3</p>
	<p><b>G379</b> LOWER IG.3 SHAFT BRKT ASSY LH (Bush if required=H074)</p>	<p><b>G379</b> <i>Ventura</i></p>
	<p><b>G951</b> PIVOT BOLT 21DIA M10</p>	<p><b>G951</b> <i>Ventura</i></p>
	<p><b>G955</b> PIVOT PLATE</p>	<p><b>G955</b> <i>Ventura</i></p>
	<p><b>G989</b> PIVOT PIN</p>	<p><b>G989</b> <i>Ventura</i></p>
	<p><b>H096</b> PIVOT BOLT M12</p>	<p><b>H096</b> <i>Ventura</i></p>

	<p align="center"><b>H227</b> DOORSHAFT ADJ BRACKET RH</p>	<p align="center"><b>H227</b> <i>Ventura</i></p>
	<p align="center"><b>H228</b> DOORSHAFT ADJ BRACKET LH</p>	<p align="center"><b>H228</b> <i>Ventura</i></p>
	<p align="center"><b>H430</b> FRAME BRACKET IGP RH</p>	<p align="center"><b>H430</b> <i>Ventura</i></p>
	<p align="center"><b>H502</b> GUIDE BRACKET LEFT IG</p>	<p align="center"><b>H502</b> <i>Ventura</i> WRIGHTBUS ECLIPSE SD IG3 + GEMINI DD IG3, ADL E300 SD IG3, EAST LANCS SD IG3</p>
	<p align="center"><b>H508</b> GUIDE BRACKET RIGHT IG</p>	<p align="center"><b>H508</b> <i>Ventura</i> WRIGHTBUS ECLIPSE SD IG3 + GEMINI DD IG3, ADL E300 SD IG3, EAST LANCS SD IG3</p>
	<p align="center"><b>I291</b> DOOR GUIDING BRACKET</p>	<p align="center"><b>I291</b> <i>Ventura</i> EAST LANCS OLYMPUS DD IG3</p>
	<p align="center"><b>I461</b> GUIDING BRACKET</p>	<p align="center"><b>I461</b> <i>Ventura</i> ADL E400 DD IG3</p>

	<p><b>I500</b> CONTROL MOUNT BRACKET</p>	<p><b>I500</b> <i>Ventura</i></p>
	<p><b>I741</b> ADAPTER BRACKET LH</p>	<p><b>I741</b> <i>Ventura</i></p>
	<p><b>I801</b> ADAPTER BRACKET RH</p>	<p><b>I801</b> <i>Ventura</i></p>
	<p><b>I944</b> GUIDING BRACKET IGP</p>	<p><b>I944</b> <i>Ventura</i> TEMSA SD IG4</p>
	<p><b>J405</b> CATCH BLOCK BOTTOM SUPPORT PS</p>	<p><b>J405</b> <i>Ventura</i></p>
	<p><b>J964</b> GUIDING BRACKET FLAT</p>	<p><b>J964</b> <i>Ventura</i> ADL E200 IG3</p>
	<p><b>L778</b> LOWER IG4 SHAFT (FLAP) BRKT  # BEARING BUSH = L782</p>	<p><b>L778</b> <i>Ventura</i></p>

	<p><b>M049</b> MICROSWITCH BRACKET</p>	<p><b>M049</b> <i>Ventura</i></p>
	<p><b>M592</b> GUIDING BRACKET LEFT</p>	<p><b>M592</b> <i>Ventura</i> ADL E200 SD IG4 + E300 SD IG4 + E400 DD IG4</p>
	<p><b>M593</b> GUIDING BRACKET RIGHT</p>	<p><b>M593</b> <i>Ventura</i> ADL E200 SD IG4 + E300 SD IG4 + E400 DD IG4</p>
	<p><b>M670</b> GUIDING BRACKET LEFT</p>	<p><b>M670</b> <i>Ventura</i> MCV SD 112/124RLE IG4</p>
	<p><b>M671</b> GUIDING BRACKET RIGHT</p>	<p><b>M671</b> <i>Ventura</i> MCV SD 112/124RLE IG4</p>
	<p><b>M717</b> GUIDING BRACKET</p>	<p><b>M717</b> <i>Ventura</i> WRIGHTBUS ECLIPSE SD IG4 + GEMINI DD IG4 + NBFL DD IG4/IG4 PLAT</p>
	<p><b>N427</b> PIVOT POINT</p>	<p><b>N427</b> <i>Ventura</i> WRIGHTBUS PS2, MCV DD EVOSSETI PS2</p>
	<p><b>O412</b> PIVOT POINT BOTTOM NBFL</p>	<p><b>O412</b> <i>Ventura</i></p>

	<p><b>O413</b> PIVOT POINT TOP WRIGHT NBFL</p>	<p><b>O413</b> <i>Ventura</i></p>
	<p><b>O415</b> BENDED DOOR SUPPORT TOP</p>	<p><b>O415</b> <i>Ventura</i> <b>WRIGHTBUS NBFL DD IG4 PLAT</b></p>
	<p><b>O670</b> BENDED DOOR SUPPORT BOTTOM</p>	<p><b>O670</b> <i>Ventura</i> <b>WRIGHTBUS NBFL DD IG4 PLAT</b></p>
	<p><b>P725</b> GUIDING BRACKET L 72.5mm</p>	<p><b>P725</b> <i>Ventura</i> <b>WRIGHTBUS ECLIPSE SD IG4</b></p>
	<p><b>P726</b> GUIDING BRACKET R 72.5mm</p>	<p><b>P726</b> <i>Ventura</i> <b>WRIGHTBUS ECLIPSE SD IG4</b></p>
	<p><b>Q348</b> DRIVE BRACKET (R643)</p>	<p><b>Q348</b> <i>Ventura</i></p>
	<p><b>S930</b> CYLINDER BRACKET</p>	<p><b>S930</b> <i>Ventura</i></p>

	<p><b>T988</b> BOTTOM SUPPORT L</p>	<p><b>T988</b> <i>Ventura</i></p>
	<p><b>T989</b> BOTTOM SUPPORT R</p>	<p><b>T989</b> <i>Ventura</i></p>
	<p><b>VA0203</b> LH END PIECE</p>	<p><b>VA0203</b> <i>Ventura</i></p>
	<p><b>VA0204</b> RH END PIECE</p>	<p><b>VA0204</b> <i>Ventura</i></p>
	<p><b>VA0541</b> SENSOR BRACKET</p>	<p><b>VA0541</b> <i>Ventura</i></p>
	<p><b>VA0912</b> PS ROLLER BRACKET</p> <p># USED WITH ROLLER E529 # ROLLER BOLT = VA0557</p>	<p><b>VA0912</b> <i>Ventura</i></p>

	<p><b>VA3191</b> DOORSHAFT BRKT LH ASSY 28MM</p>	<p><b>VA3191</b> <i>Ventura</i></p>
	<p><b>VA3192</b> DOORSHAFT BRKT RH ASSY 28MM</p>	<p><b>VA3192</b> <i>Ventura</i></p>
	<p><b>VA3289</b> DOORSHAFT ADJ BRKT LH ASSY</p>	<p><b>VA3289</b> <i>Ventura</i></p>
	<p><b>VA3290</b> DOORSHAFT ADJ BRKT RH ASSY</p>	<p><b>VA3290</b> <i>Ventura</i></p>
	<p><b>VB2533</b> LH END PIECE</p>	<p><b>VB2533</b> <i>Ventura</i></p>
	<p><b>VB2568</b> RH END PIECE</p>	<p><b>VB2568</b> <i>Ventura</i></p>