

TDS PRODUCT IMAGE SHEET – CATEGORY > BEARINGS, BUSHES, ROLLERS

Image	TDS Part Number & Description	OE & Alternative Part References (WHERE FITTED)
	<p><b>ASY001B</b> BOTTOM BEARING ASSY - Ø22mm ROLLER</p>	<p><b>215311</b> <i>Peters</i></p>
	<p><b>ASY002B</b> BOTTOM BEARING ASSY - Ø25mm ROLLER</p>	<p><b>218065</b> <i>Peters</i></p>
	<p><b>ASY003B</b> UNIVERSAL GUIDE SPINDLE LONG Ø30 ROLLER  # ADJUSTMENT 60mm MIN 73mm MAX</p>	<p><b>H102250</b> <i>Deans</i> <b>H105408</b> <i>Deans</i> <b>216292-KIT</b> <i>Peters</i></p>
	<p><b>ASY004B</b> UNIVERSAL GUIDE SPINDLE SHORT Ø30 ROLLER  # ADJUSTMENT 48mm MIN 60mm MAX</p>	<p><b>216264-KIT</b> <i>Peters</i> <b>0123268</b> <i>Deans</i> <b>H102249, 106070</b> <b>033889B-10A</b></p>
	<p><b>ASY005A</b> BOTTOM BEARING ASSY – Ø32mm ROLLER</p>	<p><b>ASY005A</b> <i>TDS</i></p>
	<p><b>ASY006B</b> INLINE BOTTOM BEARING – Ø25mm ROLLER</p>	<p><b>75-22155</b> <i>Deans</i></p>

	<p><b>ASY007A</b> INLINE BOTTOM BEARING – Ø22mm ROLLER</p>	<p><b>215144</b> <i>Peters</i></p>
	<p><b>ASY008A</b> INLINE BOTTOM BEARING – Ø32mm ROLLER</p>	<p><b>D21059</b> <i>Deans</i></p>
	<p><b>ASY009B</b> SOLO INLINE BOTTOM BEARING – Ø25mm ROLLER</p>	<p><b>ASY009B</b> <i>TDS</i></p>
	<p><b>ASY010A</b> SOLO INLINE BOTTOM BEARING – Ø32mm ROLLER</p>	<p><b>032024+5</b> <i>Deans</i></p>
	<p><b>ASY015A</b> LONG INLINE BOTTOM BEARING – Ø22mm ROLLER</p>	<p><b>215957</b> <i>Peters</i> <b>215958</b> <i>Peters</i></p>
	<p><b>ASY013A</b> TRI BOTTOM BEARING – Ø25mm ROLLER</p>	<p><b>C25245</b> <i>Deans</i></p>

	<p><b>ASY014A</b> TRI BOTTOM BEARING – Ø32mm ROLLER</p>	<p><b>C23262</b> <i>Deans</i> <b>C23632</b> <i>Deans</i> <b>C44067</b> <i>Deans</i></p>
	<p><b>ASY018A</b> M12x1.75 SPH PIVOT PLATE ASSY</p>	<p><b>024820</b> <i>Overton</i></p>
	<p><b>ASY011A</b> M12x1.75 SPH PIVOT PLATE ASSY</p>	<p><b>022680</b> <i>Overton</i> <b>03717B-7</b> <i>Overton</i></p>
	<p><b>ASY019A</b> Ø 10 SPH BEARING PLATE ASSY</p>	<p><b>045470</b> <i>Deans</i> <b>D34018</b> <i>Deans</i> <b>031821</b> <i>Deans</i></p>
	<p><b>ASY020A</b> M12x1.75 SPH PIVOT PLATE ASSY</p>	<p><b>100-0034-KIT</b> <i>Peters</i></p>
	<p><b>ASY023T</b> SPINDLE ASSY LONG=97xM16 Ø32 ROLLER</p>	<p><b>026426 Assy</b> <i>Deans</i></p>
	<p><b>ASY024T</b> SPINDLE ASSY SHORT =71xM16 Ø32 ROLLER</p>	<p><b>026425 Assy</b> <i>Deans</i></p>

	<p><b>ASY029A</b> M14 SPH BOTTOM ASSY 35mm HGT</p>	<p><b>216760-ASY</b> <i>Peters</i></p>
	<p><b>ASY030A</b> M14 SPH BOTTOM ASSY 24mm HGT</p>	<p><b>217631-ASY</b> <i>Peters</i></p>
	<p><b>ASY031</b> Ø22 BEARING HOUSING ASSY</p>	<p><b>205580+90</b> <i>Peters</i></p>
	<p><b>ASY032T</b> SPINDLE ASSY M12x64 Ø30 ROLLER <b>SEE SPL015 = SPINDLE SEPARATELY</b></p>	<p><b>022648=</b> <i>Overton</i> <b>ASY032T</b> <i>TDS</i></p>
 <p>ASY033</p>	<p><b>ASY033</b> RH SIDE No1 DOOR MOUNTED BOTTOM BEARING ASSY Ø32 ROLLER</p>	<p><b>0101567</b> <i>Deans</i></p>
 <p>ASY034</p>	<p><b>ASY034</b> LH SIDE No2 DOOR MOUNTED BOTTOM BEARING ASSY Ø32 ROLLER</p>	<p><b>0101568</b> <i>Deans</i></p>
	<p><b>ASY035T</b> DOOR GUIDE SPINDLE Ø30x 94mm. M10 FIXING OFF SET</p>	<p><b>TBC</b> <i>Bode</i></p>

	<p><b>ASY043</b> LH GUIDE BRKT+SPINDLE ASSY (LONG) - (BRK054+ASY003)</p>	<p><b>0104967</b> <i>Deans</i></p>
	<p><b>ASY044</b> RH GUIDE BRKT+SPINDLE ASSY (LONG) (BRK055+ASY003)</p>	<p><b>0104968</b> <i>Deans</i></p>
	<p><b>ASY065T</b> SPINDLE ASSY LONG =97xM16 Ø32 ROLLER</p>	<p><b>ISAF</b></p>
	<p><b>ASY040</b> BOTTOM BEARING BRACKET Ø12 SPH BEARING (BRG046=12x22x7) KKT=Door System</p>	<p><b>H102923</b> <i>Deans</i></p>
	<p><b>BRG001A</b> PLAIN NYLON BEARING Ø22mm</p>	<p><b>205580</b> <i>Peters</i></p>
	<p><b>BRG002A</b> TOP HAT NYLON FLANGE BEARING Ø22mm</p>	<p><b>200377</b> <i>Peters</i></p>
	<p><b>BRG003A</b> PLAIN NYLON BEARING Ø25mm</p>	<p><b>201421</b> <i>Peters</i></p>

	<p><b>BRG004B</b> OILTE BEARING BUSH I/D 3/4"x 7/8"x 1"</p>	<p><b>203327</b> <i>Peters</i></p>
	<p><b>BRG007B</b> M12x1.25 RH FEMALE RODEND</p>	<p><b>BRG007B</b> <i>TDS</i></p>
	<p><b>BRG008B</b> M10x1.5 LH MALE RODEND</p>	<p><b>203280</b> <i>Peters</i> <b>B128</b> <i>Ventura</i></p>
	<p><b>BRG009B</b> M10x1.5 RH MALE SPH RODEND</p>	<p><b>203281</b> <i>Peters</i> <b>B127</b> <i>Ventura</i></p>
	<p><b>BRG010B</b> M12x1.75 RH MALE SPH RODEND</p>	<p><b>203286</b> <i>Peters</i> <b>049651</b> <i>Deans</i></p>
	<p><b>BRG011B</b> M16x1.5 RH FEMALE SPH RODEND</p>	<p><b>BRG011B</b> <i>TDS</i></p>
	<p><b>BRG012B-ASSY</b> 1/2 UNF RH MALE SPH RODEND ASSY</p>	<p><b>E11311</b> <i>Deans</i></p>

	<p><b>BRG013B-ASSY</b> 7/16 UNF RH MALE SPH RODEND ASSY</p>	<p><b>E13306</b> <i>Deans</i></p>
	<p><b>BRG014B</b> M12x1.75 LH MALE SPH RODEND</p>	<p><b>BRG014B</b> <i>TDS</i></p>
	<p><b>BRG015B</b> M14x2.0 RH MALE SPH RODEND</p>	<p><b>BRG015B</b> <i>TDS</i></p>
	<p><b>BRG016B</b> Ø10 X 8.0 DU BUSH</p>	<p><b>203323</b> <i>Peters</i></p>
	<p><b>BRG017B</b> M16x2.0 RH MALE SPH RODEND</p>	<p><b>BRG017B</b> <i>TDS</i></p>
	<p><b>BRG018B</b> M14x2.0 LH MALE SPH RODEND</p>	<p><b>BRG018B</b> <i>TDS</i></p>
	<p><b>BRG019B</b> Ø 10mm SPH BEARING RACE O/D=26x10.5</p>	<p><b>041339</b> <i>Deans</i></p>

	<p><b>BRG021B</b> Ø 14 SPH BEARING RACE O/D=34x13.5</p>	<p><b>216767</b> <i>Peters</i></p>
	<p><b>BRG022B</b> Ø 25 FLANGED SPH NY-BEARING</p>	<p><b>0100559</b> <i>Deans</i> <b>BRG022B</b> <i>TDS</i></p>
	<p><b>BRG023B</b> Ø 25 FLANGED SPH BEARING</p>	<p><b>216751</b> <i>Peters</i></p>
	<p><b>BRG024B</b> Ø 12 FLANGED NY-BEARING</p>	<p><b>034616</b> <i>Deans</i></p>
	<p><b>BRG025B</b> Ø 12 x 12 OILITE FLANGED BUSH</p>	<p><b>203352</b> <i>Peters</i></p>
	<p><b>BRG026B</b> Ø 12 x 8 OILITE FLANGED BUSH</p>	<p><b>BRG026B</b> <i>TDS</i></p>
	<p><b>BRG027B</b> Ø 6 x 10 FLAP NY-FLANGED BUSH</p>	<p><b>BRG027B</b> <i>TDS</i></p>



	<p><b>BRG029B</b> Ø 16 x 20 x 18od NY-SLEEVE CLUTCH BEARING</p>	<p><b>BRG029B</b> TDS</p>
	<p><b>BRG030B</b> Ø 12 x 20 x 14od NY-SLEEVE HINGE BEARING</p>	<p><b>BRG030B</b> TDS</p>
	<p><b>BRG031B</b> Ø 1/2x1/2 DU BUSH</p>	<p><b>200362</b> Peters</p>
 <p>BRG035</p>	<p><b>BRG035</b> TOP NYLON BEARING</p>	<p><b>034641</b> Deans</p>
	<p><b>BRG036</b> Ø 16 FLANGED NY-BEARING ID=16x6 (CYLINDER REAR)</p>	<p><b>BRG036</b> TDS (OPTARE OLYMPUS DD)</p>
	<p><b>BRG037</b> Ø 14 SPH BEARING KGLM-14 OD=28x13.5 (Fits on ASY025)</p>	<p><b>0100605</b> Deans</p>
 <p>BRG040D</p>	<p><b>BRG040D</b> RODEND - PDS CYLINDER</p>	<p><b>200362</b> Peters</p>

 <p><b>BRG045</b></p>	<p><b>BRG045</b>          STEELBEARING SLEEVE          Ø 19-16x40          DEANS CYLINDER BRACKET</p>	<p><b>BRG045</b> TDS</p>
	<p><b>BRG046</b>          Ø 12 SPH BEARING EGLM-12          OD=22x7          (Fits into ASY040 &amp; ASY027)</p>	<p><b>0100606</b> Deans</p>
	<p><b>BRG048</b>          NYLON SHELFPLATE BEARING</p>	<p><b>220137</b> Overton</p>
	<p><b>BRG050F</b>          RH BEARING PLATE PDS          REPLACES OE EXTRUSION          PART </p>	<p><b>200273</b> Peters</p>
	<p><b>BRG051F</b>          LH BEARING PLATE PDS          REPLACES OE EXTRUSION          PART </p>	<p><b>200274</b> Peters</p>
	<p><b>BRG052</b>          USED TO CONVERT TDS          SPH BRG 25mm          SHELFPLATE TO STD BRG TOP HAT          TYPE 22mm BRG002          FIXING CNTRE=76 x 8.5slots</p>	<p><b>BRG052</b> TDS          Electric folder</p>
	<p><b>BRG055</b>          M14x1.5 MALE xSTUD          M10x1.0 FINE THREAD</p>	<p><b>80071</b> Deans          POST-1995</p>

	<p><b>BRG056</b> M18 MALE x STUD=M10x1.5 MALE FINE THREAD B10B</p>	<p><b>80073</b> Deans <b>PRE-1995</b></p>
	<p><b>BRG057B</b> M6x1.0 RH SPH FEMALE RODEND</p>	<p><b>D26185</b> Deans Rodend Only <b>0103479</b> Deans (IG)</p>
	<p><b>BRG058</b> Ø 6 PLUG SLIDER LOWER SHAFT GUIDE RADIAL BEARING OD=19x6</p>	<p><b>0102265</b> Deans (E200 DEANS PS)</p>
	<p><b>BRG061B</b> M8 x 1.25 RH MALE SPH RODEND</p>	<p><b>BRG061B</b> TDS</p>
	<p><b>BRG062B</b> M8 x 1.25 LH MALE SPH RODEND</p>	<p><b>BRG062B</b> TDS</p>
	<p><b>BRG063B</b> M12 X 1.75 RH FEMALE SPH RODEND</p>	<p><b>BRG063B</b> TDS</p>
	<p><b>BRG064</b> Ø 16mm DIA SPH BEARING RACE</p>	<p><b>0100287</b> Deans</p>

	<p><b>BRG065</b> CLOSED SLIDE CARRIAGE BEARING</p>	<p><b>048492</b> Deans (E200 DEANS PS)</p>
	<p><b>BRG066</b> OPEN SLIDE CARRIAGE BEARING</p>	<p><b>H110116-010675</b> Deans (E200 DEANS PS)</p>
	<p><b>BRG068B</b> Ø 10 x 6 x 12od NY-SLEEVE</p>	<p><b>0101454</b> Deans Plug slider lower arm</p>
	<p><b>BRG070-01-KIT</b> DOUBLE LINK TRANSVERSE LINK ASSY</p>	<p><b>H102623</b> Deans (E200 DEANS PS)</p>
	<p><b>BRG071</b> M14 X 1.5 FEMALE TO Ø16 SPH ROD END DEANS USED REDUCER TO Ø16 TO Ø12</p>	<p><b>0108269</b> Deans NOW GO TO BRG080 M14 X 1.5 FEMALE TO Ø12 SPH ROD END</p>
	<p><b>BRG072</b> Ø 20 ROLLER BEARING OD=42x12</p>	<p><b>048484</b> Deans (E200 DEANS PS ROLLER CARRIAGE)</p>
	<p><b>BRG073-KIT-02</b> M16x2 to M12x1.75 MALE SPH ROD END WITH FIXINGS</p>	<p><b>Universal Part</b> <b>For Plug Door Pivot Arms</b></p>

	<p><b>BRG073-KIT-01</b> M16x2 to M12x1.75 MALE SPH ROD END WITH FIXINGS</p>	<p><b>Universal Part</b> <b>For Plug Door pivot arms.</b> <b>See also</b> <b>BRK070-28, RUB045, SAB040</b></p>
	<p><b>BRG074</b> 7/16"UNF LH MALE SPH RODEND</p>	<p><b>E13307 &amp;</b> <b>013307</b> <i>Deans</i></p>
	<p><b>BRG075B</b> M12 X 1.75 LH FEMALE SPH RODEND</p>	<p><b>BRG075B</b> <i>TDS</i></p>
	<p><b>BRG076</b> ALTERNATIVE LINKBALL JOINT FOR TBS12</p>	<p><b>BRG076</b> <i>TDS</i></p>
	<p><b>BRG077B</b> M10x1.5 RH FEMALE SPH ROD END</p>	<p><b>BRG077</b> <i>TDS</i></p>
	<p><b>BRG078B</b> M10 X 1.5 LH FEMALE SPH ROD END</p>	<p><b>BRG078B</b> <i>TDS</i></p>
	<p><b>BRG080</b> M14x1.5 RH FEMALE THREAD TO Ø12 SPH ROD END</p>	<p><b>(0108268) Deans</b> M14x1.5 RH FEMALE THREAD TO Ø16 SPH ROD END WITH REDUCER TO Ø12 SPH</p>

	<p><b>BRG081B</b>  <math>\varnothing</math> 16 x 20 x 22od          NY-SLEEVE</p>	<p><b>BRG081B</b> TDS          Centre cranks arm</p>
	<p><b>BRG082</b>          M14x1.5 RH MALE TRACK RODEND          M10x1.5 STUD</p>	<p><b>B400007</b> BCE</p>
	<p><b>BRG083</b>          M14x1.5 LH MALE TRACK RODEND          M10x1.5 STUD</p>	<p><b>B400024</b> BCE</p>
	<p><b>BRG085</b>          M10 IGUBALL FEMALE          RODEND</p>	<p><b>218058</b> Peters</p>
	<p><b>BRG086</b>          BCE PIVOT ARM BALL JOINT          ASSY</p>	<p><b>B600216</b> BCE</p>
	<p><b>BRG090</b>          PIVOT BRACKET &amp; BEARING          POST</p>	<p><b>B705073</b> BCE</p>
	<p><b>BRG091</b>  <math>\varnothing</math>10x<math>\varnothing</math>33.5x39          BEARING BUSH</p>	<p><b>372138A0</b> Masats</p>

	<p><b>BRG092</b>          Ø10xØ33.5x39          BEARING PIN</p>	<p><b>870137C0</b> Masats</p>
	<p><b>BRG096</b>          M16x2 BODY-M12x1.75          STUD BALL JOINT</p>	<p><b>10050.04.0</b> ISAF          (OPTARE VERSA – ISAF DOOR)</p>
	<p><b>KIT015</b>          3 HOLE DOOR GUIDE BRACKET          SPINDLE KIT</p>	<p><b>200285/288</b> Peters</p>
	<p><b>KIT016</b>          4 HOLE DOOR GUIDE BRACKET          SPINDLE KIT</p>	<p><b>200298</b> Peters</p>
	<p><b>L500-05-ASSY-01</b>          Ø 14 UPPER BEARING          BRACKET ASSY</p>	<p><b>L500-05-ASSY-01</b> TDS          (ALL OPTARE – TDS DOOR)</p>
	<p><b>L500-09-ASSY-01</b>          Ø 14 LOWER BEARING          BRACKET ASSY</p>	<p><b>L500-09-ASSY-01</b> TDS          (ALL OPTARE – TDS DOOR)</p>
	<p><b>RLR001A</b>          Ø 22mm O/DIA X 17mm          Ø 12.75mm I/DIA          NYLON ROLLER FOR          BOTTOM BEARING</p>	<p><b>205606</b> Peters</p>

	<p><b>RLR002A</b>          Ø 25mm O/DIA X 17mm          Ø 12.75mm I/DIA          NYLON ROLLER FOR          BOTTOM BEARING</p>	<p><b>200435/200547</b> <i>Peters</i>  <b>E22156</b> <i>Deans</i></p>
	<p><b>RLR003A</b>          Ø 32mm O/DIA X 17mm          Ø 12.75mm I/DIA          NYLON ROLLER FOR          DEANS BOTTOM BEARING</p>	<p><b>026437</b> <i>Deans</i></p>
	<p><b>RLR004A</b>          Ø 30mm O/DIA X 16mm          Ø 12.75mm I/DIA          NYLON ROLLER FOR EARLY          PETERS GUIDE SPINDLES</p>	<p><b>205751</b> <i>Peters</i>  <b>215593</b> <i>Peters</i></p>
	<p><b>RLR005A</b>          Ø 32mm O/DIA X 17mm          Ø 9.65mm I/DIA          NYLON ROLLER FOR          DEANS GUIDE SPINDLES</p>	<p><b>E32682</b> <i>Deans</i></p>
	<p><b>ROD002-290-01</b>          M12x360CTRS SPH LINK          ROD ASSY KIT           # OTHER SIZE/RODEND          OPTIONS AVAILABLE</p>	<p><b>ROD002-290-01</b> <i>TDS</i></p>
	<p><b>A441</b></p>	<p><b>A441</b> <i>Ventura</i></p>
 <p>A841</p>	<p><b>A841</b>          Ø10 BEARING ROLLER          6000 LLU. OD=26x8</p>	<p><b>A841</b> <i>Ventura</i></p>



	<p><b>A925</b> GUIDE ROLLER LR 202 2RSR</p>	<p><b>A925</b> <i>Ventura</i></p>
	<p><b>A937</b> Ø10 DOOR SPACER ID=10.0x15. OD=15.0 F= Ø20x4</p>	<p><b>A937</b> <i>Ventura</i></p>
	<p><b>B253</b> Ø16 NYLON BEARING BUSH ID=16x22. OD=22 F= Ø30x2.5</p>	<p><b>B253</b> <i>Ventura</i> (DOORSHAFT TOP ARM)</p>
	<p><b>B688</b> PIVOT BOLT 16xM10 (PS)</p>	<p><b>B688</b> <i>Ventura</i> (PS BOTTOM SUPPORT ASSY)</p>
	<p><b>B689</b> PS SHAFT BEARING BUSH IB=16.5. OD=21-23 LG=24. F= Ø 30x3.0</p>	<p><b>B689</b> <i>Ventura</i> (PS DOORSHAFT)</p>
	<p><b>B708</b> Ø12 BEARING BUSH MFM-1216-10 ID=12.5x10. OD=16.25 F=22x2</p>	<p><b>B708</b> <i>Ventura</i> (RS DOOR MECHANISM)</p>
	<p><b>B711</b> M8x1.25 RH MALE SPH RODEND (BRONZE BUSH)</p>	<p><b>B711</b> <i>Ventura</i> <b>BRG061</b> TDS (PS CONNECTOR RODS)</p>

	<p><b>B712</b> M8x1.25 LH MALE SPH RODEND (BRONZE BUSH)</p>	<p><b>B712</b> <i>Ventura</i> <b>BRG062</b> <i>TDS</i> (PS CONNECTOR RODS)</p>
	<p><b>C519</b> CONNECTING ROD M8x50</p>	<p><b>C519</b> <i>Ventura</i> PLAXTON PRESIDENT DD PS</p>
	<p><b>D105</b> GUIDE ROLLER Ø12 ROLLER BEARING OD=30x8</p>	<p><b>D105</b> <i>Ventura</i></p>
	<p><b>D107</b> Ø12 BEARING BUSH ID=12x7. OD=14 F=19.75x1.0</p>	<p><b>D107</b> <i>Ventura</i></p>
	<p><b>D112</b> Ø 25 BEARING BLOCK FLCTEY</p> <p># FIXINGS = H425 Bolt, A808 Nut &amp; D870 Lock Disc</p>	<p><b>D112</b> <i>Ventura</i> (IG3 DOORSHAFT ASSYS)</p>
	<p><b>D552</b> Ø24 ROLLER ASSY ID=14x12</p>	<p><b>D552</b> <i>Ventura</i> DOORSHAFT ROLLER ASSY (LOWER ARM)</p>
	<p><b>D760</b> SPACER 16/10 L23.5</p>	<p><b>D760</b> <i>Ventura</i> Bluebird Pneumatic Extended, Bluebird Pneumatic, Bluebird Electrical, Mellor Orion Electric</p>

	<p><b>D803</b> LOCATING BUSH</p>	<p><b>D803</b> <i>Ventura</i> (PS BOTTOM SUPPORT ASSY)</p>
	<p><b>E456</b> Ø25 GUIDE ROLLER OD=25x6.75. ID=18</p>	<p><b>E456</b> <i>Ventura</i></p>
	<p><b>E464</b> Ø16 HYLON BEARING ID=16x9. OD=18 F=23.75x1</p>	<p><b>E464</b> <i>Ventura</i></p>
	<p><b>E515</b> CONNECTING ROD M8x50 ASSY</p>	<p><b>E515</b> <i>Ventura</i> WRIGHTBUS ECLIPSE SD PS + STREETCAR PS, ADL E200 SD PS, PLAXTON PRESIDENT DD PS, OPTARE SD TEMPO PS, POLISH SCANIA OMNICITY DD PS, MCV DD EVOSETI PS2</p>
	<p><b>E529</b> Ø10 GUIDE ROLLER LR 200 2RSR PS OD=30x9</p>	<p><b>E529</b> <i>Ventura</i> WRIGHTBUS NBFL DD PS</p>
	<p><b>F169</b> CONNECTING ROD M8x75 ASSY</p>	<p><b>F169</b> <i>Ventura</i> WRIGHTBUS GEMINI DD PS</p>
	<p><b>F170</b> CONNECTING ROD M8x120 ASSY</p>	<p><b>F170</b> <i>Ventura</i> WRIGHTBUS GEMINI DD PS</p>

	<p><b>F230</b> CONNECTING ROD M8x90 ASSY</p>	<p><b>F230</b> <i>Ventura</i> WRIGHTBUS GEMINI DD PS</p>
	<p><b>F640</b> FLANGED BEARING BUSH Ø8x10 OD=10</p>	<p><b>F640</b> <i>Ventura</i> IG3 FLAPS</p>
	<p><b>F681</b> Ø14 PLAIN SPH BEARING DIN648 GE14 ID=14. OD=28x13.35</p>	<p><b>F681</b> <i>Ventura</i> IG3/4 TOP DOORSHAFT ARMS</p>
	<p><b>G215</b> BEARING BUSH 15</p>	<p><b>G215</b> <i>Ventura</i></p>
	<p><b>G951</b> PIVOT BOLT 21DIA M10</p>	<p><b>G951</b> <i>Ventura</i></p>
	<p><b>G968</b> BUSH DIA 16-10 L=14</p>	<p><b>G968</b> <i>Ventura</i> WRIGHTBUS IG4</p>
	<p><b>H072</b> IG3 SHAFT BEARING BUSH IB=21. OD=29.25-30 LG=30. F= Ø 38x5</p>	<p><b>H072</b> <i>Ventura</i> WRIGHTBUS IG3 DOORSHAFTS</p>

	<p><b>H074</b>  <b>Ø12.4 NYLON BEARING BUSH</b>          Bore =12.4 OD=16.25          LG=10, F= Ø22 x 2.0 thk</p>	<p><b>H074</b> <i>Ventura</i>          (DOORSHAFT BEARING BUSH IG3 LOWER BRACKET)</p>
	<p><b>H080</b>  <b>CONNECTING ROD END M8</b></p>	<p><b>H080</b> <i>Ventura</i>          WRIGHTBUS PS2</p>
	<p><b>H096</b>  <b>PIVOT BOLT M12</b></p>	<p><b>H096</b> <i>Ventura</i></p>
	<p><b>H119</b>  <b>SPACER BUSH 30</b></p>	<p><b>H119</b> <i>Ventura</i></p>
	<p><b>H750</b>  <b>Ø 26mm PSP ROLLER ASSY</b>          OD=26x10. ID=21x8          (D755+D758)   <b># ASSOCIATED PARTS:</b>  <b>D760 SPACER, B706 BOLT</b></p>	<p><b>H750</b> <i>Ventura</i></p>
	<p><b>H780</b>  <b>GUIDE RING – SPIRAL CABLE</b></p>	<p><b>H780</b> <i>Ventura</i></p>
	<p><b>H818</b>  <b>LINEAR BEARING - RS</b></p>	<p><b>H818</b> <i>Ventura</i>          BLUEBIRD ORION RS</p>

	<p><b>I162</b> IG4 SHAFT BEARING BUSH IB=21. OD=32-33 LG=30. F=Ø38x5</p>	<p><b>I162</b> <i>Ventura</i> ADL IG3 DOORSHAFTS ALL IG4 DOORSHAFTS (2010&gt;) NBFL IG4 PLAT, NBFL IG4 PS</p>
	<p><b>I220</b> PIVOT POINT BOLT SHORT (IG3)  # BEARING BUSH = H074</p>	<p><b>I220</b> <i>Ventura</i></p>
	<p><b>I221</b> RING</p>	<p><b>I221</b> <i>Ventura</i></p>
	<p><b>I261</b> BEARING BUSH bore Ø16x16.88xØ18 Flange Ø24 x 1.0 thk</p>	<p><b>I261</b> <i>Ventura</i> WRIGHTBUS PS</p>
	<p><b>I274</b> BUSH DIA o/d=12, i/d=9, L=9.5</p>	<p><b>I274</b> <i>Ventura</i> WRIGHTBUS PS2</p>
	<p><b>I653</b> bore Ø8.0x5.5 x Ø10 Flange Ø15.0 x 0.87 thk</p>	<p><b>I653</b> <i>Ventura</i></p>
	<p><b>I714</b> GUIDING SHAFT ASSY 106 Lg -96ctr x Ø28 with CABLE ENTRY  # ROLLER ASSY = J301</p>	<p><b>I714</b> <i>Ventura</i> EAST LANCS SD/DD IG3 , MCV SD IG4, ADL E200 SD IG4 + E400 DD IG4 (SENS EDGE CABLE ENTRY ONLY)</p>

	<p><b>I830</b> PSP CONNECTOR ROD M8 (ADL E200+400/SCANIA)</p>	<p><b>I830</b> <i>Ventura</i> ADL E200 SD PS + E400 DD PS, OPTARE SD VERSA PS, POLISH SCANIA OMNICITY DD PS</p>
	<p><b>I893</b> GUIDING SHAFT ASSY 99 Lg-89ctr x Ø28 with CABLE ENTRY  # ROLLER ASSY = J301</p>	<p><b>I893</b> <i>Ventura</i> ADL E400 DD IG3, POLISH SCANIA OMNICITY DD IG3</p>
	<p><b>I989</b> GUIDING SHAFT ASSY 87 Lg-78ctr x Ø28 with CABLE ENTRY  # ROLLER ASSY = J301</p>	<p><b>I989</b> <i>Ventura</i> WRIGHTBUS DD DUBLIN + GEMINI DD IG4 + NBFL DD IG4/IG4 PLAT, ADL E300 SD IG3 + DD E400+500 IG3 DUBLIN, TEMSA SD IG4, MCV DD EVOSETI (SENS EDGE CABLE ENTRY)</p>
	<p><b>J015</b> CONNECTING ROD M8 X 735 RS ASSY</p>	<p><b>J015</b> <i>Ventura</i></p>
	<p><b>J301</b> Ø28mm IG GUIDE ROLLER ASSY (E503+504)</p>	<p><b>J301</b> <i>Ventura</i> (ALL VS GUIDING SHAFT ASSYS)</p>
	<p><b>J405</b> CATCH BLOCK BOTTOM SUPPORT PS</p>	<p><b>J405</b> <i>Ventura</i> ADL E200 (MAY11-DEC13)</p>






	<p><b>K651</b>  <b>LINEAR BEARING 30mm</b>  <b>KS30-B-PP</b></p>	<p><b>K651</b> <i>Ventura</i>  <b>WRIGHTBUS PS2</b></p>
	<p><b>J796</b>  <b>PS CABLE ROLLER ASSY</b>  <b>(A841+B471)</b></p>	<p><b>J796</b> <i>Ventura</i></p>
	<p><b>K437</b>  <b>PS SPINDLE ROLLER ASSY</b>  <b>(D134+D136)</b></p>	<p><b>K437</b> <i>Ventura</i></p>
	<p><b>K581</b>  <b>CONNECTING ROD END M8</b></p>	<p><b>K581</b> <i>Ventura</i>  <b>WRIGHTBUS PS2</b></p>
	<p><b>K992</b>  <b>Ø30 PS ROLLER ASSY</b>  <b>OD=30x15. ID=10</b>  <b>(A841+B442)</b></p>	<p><b>K992</b> <i>Ventura</i></p>
	<p><b>L067 (J302)</b>  <b>GUIDE ROLLER ASSY</b>  <b>85Lg-75ctrs x Ø28</b>    <b># ROLLER ASSY = J301</b></p>	<p><b>L067</b> <i>Ventura</i>  <b>WRIGHTBUS ECLIPSE SD IG3 + GEMINI</b>  <b>DD IG4, E300 SD IG3, ADL E400 DD</b>  <b>IG3, EAST LANCS SD &amp; DD IG3, MCV</b>  <b>SD 112/124RLE IG4</b>  <b>(NO CABLE ENTRANCE)</b></p>
	<p><b>L535</b>  <b>BUSH DIA12-8 L=86</b></p>	<p><b>L535</b> <i>Ventura</i>  <b>WRIGHTBUS IG4</b></p>



	<p><b>L538</b> PLATE PLAIN BEARING</p>	<p><b>L538</b> <i>Ventura</i></p>
	<p><b>L560</b> CONNECTING ROD RS 700</p>	<p><b>L560</b> <i>Ventura</i> WRIGHTBUS NBFL DD IG4 PLAT</p>
	<p><b>L744</b> BEARING POINT (IG4 FLAP)</p>	<p><b>L744</b> <i>Ventura</i> (ALL IG4 DOOR FLAPS)</p>
	<p><b>L745</b> Ø8 BEARING BUSH ID=8.25x12. OD=9.12 F=13x0.42</p>	<p><b>L745</b> <i>Ventura</i> (ALL IG4 DOOR FLAPS)</p>
	<p><b>L559</b> CONNECTING ROD M8x700 RS ASSY</p>	<p><b>L559</b> <i>Ventura</i> WRIGHTBUS NBFL DD IG4/IG4 PLAT</p>
	<p><b>L782</b> Ø12.35 NYLON BEARING BUSH MFM ID=12.35x8 OD=18.0 F= Ø23.75x2.9</p>	<p><b>L782</b> <i>Ventura</i></p>

	<p><b>L886</b> PIVOT POINT BOLT SHORT (IG4)</p> <p># BEARING BUSH = H074</p>	<p><b>L886</b> <i>Ventura</i></p>
	<p><b>L805</b> BEARING LOCK FLCTEY</p>	<p><b>L805</b> <i>Ventura</i></p>
	<p><b>M117</b> CONNECTING ROD M8x955 RS ASSY</p>	<p><b>M117</b> <i>Ventura</i> BLUEBIRD SD RS</p>
	<p><b>M195</b> BUSH DIA=20-16 L=25 POM</p>	<p><b>M195</b> <i>Ventura</i> WRIGHTBUS IG4</p>
	<p><b>N446</b> THREAD ROD ASSY M6x60</p>	<p><b>N446</b> <i>Ventura</i></p>
	<p><b>O101</b> BEARING BUSH POTENTIOMETER</p>	<p><b>O101</b> <i>Ventura</i></p>

	<p><b>O102</b> POTENTIOMETER BUSH IG4</p>	<p><b>O102</b> <i>Ventura</i></p>
	<p><b>O731</b> GUIDE BLOCK</p>	<p><b>O731</b> <i>Ventura</i> NBFL IG PLATFORM</p>
	<p><b>P261</b> CATCH BLOCK BOTTOM SUPPORT</p>	<p><b>P261</b> <i>Ventura</i> WRIGHTBUS PS2</p>
	<p><b>S878</b> CONNECTING ROD M8</p>	<p><b>S878</b> <i>Ventura</i> WRIGHTBUS PS2</p>
	<p><b>T500</b> CONNECTION ROD M8</p>	<p><b>T500</b> <i>Ventura</i> WRIGHTBUS PS2</p>
	<p><b>T896</b> CONNECTING ROD M8x50 ASSY</p>	<p><b>T896</b> <i>Ventura</i> WRIGHTBUS NBFL DD PS</p>
	<p><b>VA0317</b> GUIDING SHAFT ASS. 98mm LG x M10  # ROLLER ASSY = J301</p>	<p><b>VA0317</b> <i>Ventura</i> ADL E200/E400 EV</p>

	<p><b>VA0633</b> Roller Guiding Shaft</p>	<p><b>VA0633</b> <i>Ventura</i></p>
	<p><b>VA0634</b> Bearing Bush GSM</p>	<p><b>VA0634</b> <i>Ventura</i></p>
	<p><b>VA0948</b> SPINDLE NUT</p>	<p><b>VA0948</b> <i>Ventura</i> ADL E200/E400 EV PSE</p>
	<p><b>VA1617</b> Bush 12-05 L=16</p>	<p><b>VA1617</b> <i>Ventura</i></p>
	<p><b>VA2778</b> Bearing Bush GFM</p>	<p><b>VA2778</b> <i>Ventura</i></p>