

TDS PRODUCT IMAGE SHEET – CATEGORY > **ASSEMBLIES/KITS**

Image	TDS Part Number & Description	OE & Alternative Part References
	<p>ASY070 BUMP STOP ASSY</p>	<p>0102437 <i>Deans</i></p>
	<p>ASY201T SLIDE CLUTCH 100mm PURPLE SPRING (INST-046-06) # SLIDE CLUTCH ARM ASSY +PIN = ASY200T-02 # CLUTCH PIN ONLY = PP004-CH</p>	<p>ASY201T <i>TDS</i> TREKA BUS 16/MELLOR MAXIMA+STRATA HF</p>
	<p>ASY202T SLIDE CLUTCH 100mm BLACK SPRING (INST-014-07) # CLUTCH PIN ONLY = PP004-CH</p>	<p>ASY202T <i>TDS</i> PARRY PPM60</p>
	<p>ATF1-###-## WIDTH – SEAL (mm) BOTTOM ACTIVE FLAP ASSYS EXAMPLE > ATF1-598-35</p>	<p>ATF1-###-## <i>TDS</i> (ALL TDS GLIDER DOORS, SIZE DOOR SPECIFIC)</p>
	<p>KIT002 SENSITIVE EDGE SHELFPLATE KIT</p>	<p>217068 <i>Peters</i></p>
	<p>KIT002-ADJ SENSITIVE EDGE SHELFPLATE KIT UPGRADE > ADJUSTABLE</p>	<p>217068 <i>Peters</i></p>

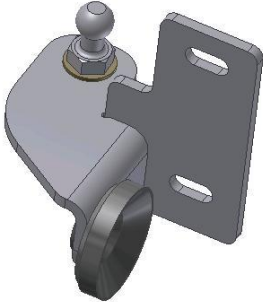
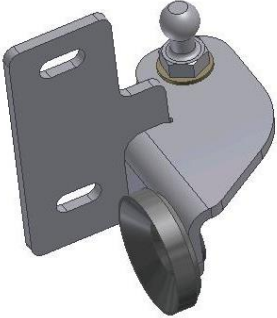

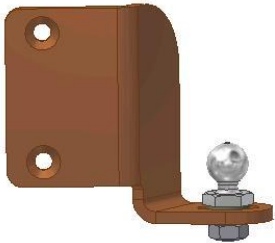
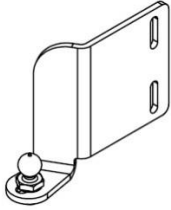
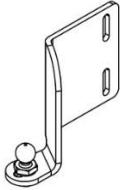
	<p>KIT005 OR LOGIC ELEMENT KIT</p>	<p>KIT005 TDS</p>
	<p>KIT006-05 SENSITIVE EDGE KIT- PDS EURODOOR</p>	<p>217067 Peters</p>
	<p>KIT007-04 INHIBITOR KIT FOR TDS VALVE & PNEUMATIC BUTTON</p>	<p>KIT007-04 TDS</p>
	<p>KIT008 PNEUMATIC BUTTON ACTIVATION INDICATOR - 4BAR N.O</p>	<p>KIT008 TDS</p>
 <p data-bbox="284 1458 411 1491">KIT009</p>	<p>KIT009 INLINE FALLING PRESSURE INDICATOR 6MM</p>	<p>216402 Peters</p>
	<p>KIT009-02 FALLING/RISING PRESSURE INDICATOR</p>	<p>KIT009-02 TDS</p>

	<p>KIT009-03 PNEUMATIC FALLING PRESSURE INDICATOR, 4BAR ACTIVATION</p>	<p>KIT009-03 <i>TDS</i></p>
	<p>KIT010 DOORSHAFT FIXING KIT</p>	<p>100-051-KIT <i>Peters</i></p>
	<p>KIT011 PNEU DOOR CONTROL KIT - BMC 53RS802297M</p>	
	<p>KIT013 ACTUATOR REAR FIXING KIT A Ø16x40xM12.1.75 SHOULDER BOLT</p>	<p>KIT013 <i>TDS</i></p>
	<p>KIT014 PIVOT KIT PDS GLIDER TOP OR BOTTOM M12x1.75 SPH BEARING</p>	<p>100-034-KIT <i>Peters</i> (100-084-KIT)</p>
	<p>KIT015 3 HOLE DOOR GUIDE BRACKET SPINDLE KIT</p>	<p>200285/288 <i>Peters</i></p>

	<p>KIT016 4 HOLE DOOR GUIDE BRACKET SPINDLE KIT</p>	<p>200298 <i>Peters</i></p>
	<p>KIT017 CONTROL MODULE – FLD4/5 @ REV.2</p>	<p>KIT017 <i>TDS</i></p>
	<p>KIT019 HANDRAIL FIXING KIT - DEANS</p>	<p>036042 <i>Deans</i> 072028 <i>Deans</i></p>
	<p>KIT023 RH or LH LEAF OILITE BOTTOM FIT</p>	<p>100-057-KIT <i>Peters</i></p>
	<p>KIT027 RH LEAF SPH TOP/OILITE BOTT FIT DOOR VIEWED FROM INSIDE VEHICLE</p>	<p>100-040RL-KIT <i>Peters</i> (OPTARE EXCEL) For top pivot see KIT014 For bottom pivot see KIT027-BRL</p>
	<p>KIT028 LH LEAF SPH TOP/OILITE BOTT FIT DOOR VIEWED FROM INSIDE VEHICLE</p>	<p>100-040LL-KIT <i>Peters</i> (OPTARE EXCEL) For top pivot see KIT014 For bottom pivot see KIT027-BRL</p>
	<p>KIT027-BRL RH LEAF OILITE BOTT FIT DOOR VIEWED FROM INSIDE VEHICLE</p>	<p>LOWER PIVOT ON 100-040RL-KIT <i>Peters</i></p>

	<p>KIT028-BLL LH LEAF OILITE BOTT FIT DOOR VIEWED FROM INSIDE VEHICLE</p>	<p>LOWER PIVOT ON 100-040LL-KIT <i>Peters</i></p>
	<p>L500-05-ASSY-01 M14 UPPER BEARING BRACKET ASSY</p> <p>SPH BEARING = BRG021B CIRCLIP = CIR001A COVER = CAP001A</p>	<p>L500-05-ASSY-01 (OPTARE + TREKA BUS VEHICLES)</p>
	<p>L500-09-ASSY-01 M14 LOWER BEARING BRACKET ASSY</p> <p>SPH BEARING = BRG021B CIRCLIP = CIR001A COVER = CAP001A</p>	<p>L500-09-ASSY-01 (OPTARE + TREKA BUS VEHICLES)</p>
	<p>L500-50-01/2/3 ACTIVE BUMP STOP ASSY BLACK (-01) CREAM (-02) As shown BLUE (-03)</p>	<p>H102672 <i>Deans</i> L500-50-01/2/3 <i>TDS</i></p>
	<p>LCK112-KIT PDS GLIDER LOCK REFURB KIT</p>	<p>LCK112-KIT <i>TDS</i></p>
	<p>PVT017-ASY UPPER BEARING PIVOT ASSY M14x2.0 RH THREAD</p>	<p>PVT017-ASY <i>TDS</i></p>
	<p>PVT018-ASY LOWER BEARING PIVOT ASSY M14x2.0 RH THREAD</p>	<p>PVT018-ASY <i>TDS</i></p>

	<p>PVT029 LOWER PIVOT ARM ASSY (DEANS PS)</p>	<p>088099 <i>Deans</i></p>
	<p>ROD002-290-01 M12x360CTRS SPH LINK ROD ASSY KIT</p> <p># OTHER SIZE/RODEND OPTIONS AVAILABLE</p>	<p>ROD002-290-01 <i>TDS</i></p>
	<p>STP010-KIT ACTIVE STRIKER ASSY</p>	<p>STP010-KIT <i>TDS</i></p>
	<p>D704 DOORSHAFT ADJUSTING BRACKET RIGHT 18mm</p>	<p>D704 <i>Ventura</i></p>
	<p>E121 BOTTOM SUPPORT ASSY LH PS</p> <p># PIVOT BOLT = B688 # CATCH BLOCK = D803</p>	<p>E121 <i>Ventura</i> ADL E200 SD PS + E400 DD PS, MCV SD EVOLUTION PS</p>
	<p>E122 BOTTOM SUPPORT ASSY RH PS</p> <p># PIVOT BOLT = B688 # CATCH BLOCK = D803</p>	<p>E122 <i>Ventura</i> ADL E200 SD PS + E400 DD PS, MCV SD EVOLUTION PS</p>

	<p>E818 BOTTOM SUPPORT ASSY LH PS</p> <p># PIVOT BOLT = B688 # CATCH BLOCK = D803</p>	<p>E818 <i>Ventura</i> WRIGHTBUS ECLIPSE SD IG3 + GEMINI DD IG3 + STREETCAR PS , ADL E400 DD IG3, EAST LANCS SD IG3/PS + OLYMPUS DD PS, POLISH SCANIA OMNICITY DD IG3/PS, EAST LANCS Olympus DD IG3</p>
	<p>F302 BOTTOM SUPPORT ASSY RH PS</p> <p># PIVOT BOLT = B688 # CATCH BLOCK = D803</p>	<p>F302 <i>Ventura</i> WRIGHTBUS ECLIPSE SD IG3 + GEMINI DD IG3 + STREETCAR PS , ADL E400 DD IG3, EAST LANCS SD IG3/PS + OLYMPUS DD PS, POLISH SCANIA OMNICITY DD IG3/PS, EAST LANCS Olympus DD IG3</p>
	<p>H437 DOORSHAFT SUPPORT ASSY LH IG3</p> <p># PIVOT BOLT = G951</p>	<p>H437 <i>Ventura</i> WRIGHTBUS ECLIPSE SD IG3 + GEMINI DD IG3, ADL E400 DD IG3, EAST LANCS SD IG3, EAST LANCS Olympus DD IG3</p>
	<p>H465 DOORSHAFT SUPPORT ASSY RH IG3</p> <p># PIVOT BOLT = G951</p>	<p>H465 <i>Ventura</i> WRIGHTBUS ECLIPSE SD IG3 + GEMINI DD IG3, ADL E400 DD IG3, EAST LANCS SD IG3, EAST LANCS Olympus DD IG3</p>
	<p>H776 BOTTOM SUPPORT LH 135</p> <p># PIVOT BOLT = G951</p>	<p>H776 <i>Ventura</i></p>
	<p>H777 BOTTOM SUPPORT RH 135</p> <p># PIVOT BOLT = G951</p>	<p>H777 <i>Ventura</i></p>

 <p>H987</p>	<p>H987 DOOR SHAFT SUPPORT LH</p> <p># PIVOT BOLT = G951</p>	<p>H987 <i>Ventura</i> WRIGHTBUS ECLIPSE SD IG3 + GEMINI DD IG3, ADL E400 DD IG3, EAST LANCS SD IG3 + OLYMPUS DD IG3, POLISH SCANIA OMNICITY DD IG3</p>
 <p>H988</p>	<p>H988 DOOR SHAFT SUPPORT RH</p> <p># PIVOT BOLT = G951</p>	<p>H988 <i>Ventura</i> WRIGHTBUS ECLIPSE SD IG3 + GEMINI DD IG3, ADL E400 DD IG3, EAST LANCS SD IG3 + OLYMPUS DD IG3, POLISH SCANIA OMNICITY DD IG3</p>
	<p>I269 BOTTOM SUPPORT LEFT PS2</p> <p># PIVOT BOLT = B688 # CATCH BLOCK = J405</p>	<p>I269 <i>Ventura</i> OPTARE SD PS VERSA + TEMPO</p>
	<p>I270 BOTTOM SUPPORT RIGHT PS2</p> <p># PIVOT BOLT = B688 # CATCH BLOCK = J405</p>	<p>I270 <i>Ventura</i> OPTARE SD PS VERSA + TEMPO</p>
	<p>I357 DOORSHAFT SUPPORT ASSY LH IG3 100</p> <p># PIVOT BOLT = G951</p>	<p>I357 <i>Ventura</i> ADL E200 SD IG4 + E300 SD IG3/IG4 + E400 DD IG3/IG4, TEMSA SD IG4</p>
	<p>I358 DOORSHAFT SUPPORT ASSY RH IG3 100</p> <p># PIVOT BOLT = G951</p>	<p>I358 <i>Ventura</i> ADL E200 SD IG4 + E300 SD IG3/IG4 + E400 DD IG3/IG4, TEMSA SD IG4</p>

	<p>I371 OVERCENTRE SOFT STOPPER ASSEMBLY</p>	<p>I371 <i>Ventura</i></p>
	<p>J122 DOOR SHAFT SUPPORT LH # PIVOT BOLT = G951</p>	<p>J122 <i>Ventura</i> MCV SD 112/124RLE IG4</p>
	<p>J123 DOOR SHAFT SUPPORT RH # PIVOT BOLT = G951</p>	<p>J123 <i>Ventura</i> MCV SD 112/124RLE IG4</p>
	<p>M106 BOTTOM SUPPORT RS LH ASSY # PIVOT BOLT = B688</p>	<p>M106 <i>Ventura</i></p>
	<p>N035 DOOR SHAFT SUPPORT LH # PIVOT BOLT = G951</p>	<p>N035 <i>Ventura</i> MCV SD 112/124RLE IG4</p>
	<p>N036 DOOR SHAFT SUPPORT RH # PIVOT BOLT = G951</p>	<p>N036 <i>Ventura</i> MCV SD 112/124RLE IG4</p>

	<p>N058 BOTTOM SUPPORT LH ASSY 90 # PIVOT BOLT = G951</p>	<p>N058 <i>Ventura</i> WRIGHTBUS ECLIPSE SD IG4 + GEMINI DD IG4 + STREETLITE SD IG4 + NBFL DD IG4</p>
	<p>N059 BOTTOM SUPPORT RH ASSY 90 # PIVOT BOLT = G951</p>	<p>N059 <i>Ventura</i> WRIGHTBUS ECLIPSE SD IG4 + GEMINI DD IG4 + STREETLITE SD IG4 + NBFL DD IG4</p>
	<p>N881 BOTTOM SUPPORT LH ASSY 90 # PIVOT BOLT = G951</p>	<p>N881 <i>Ventura</i> ADL E200/E400 IG4 + MCV EVOSETI DD IG4</p>
	<p>N882 BOTTOM SUPPORT RH ASSY 90 # PIVOT BOLT = G951</p>	<p>N882 <i>Ventura</i> ADL E200/E400 IG4 + MCV EVOSETI DD IG4</p>
	<p>O272 BOTTOM SUPPORT LH PS2 # PIVOT BOLT = B688 # CATCH BLOCK = P261</p>	<p>O272 <i>Ventura</i> WRIGHTBUS NBFL DD PS</p>
	<p>O273 BOTTOM SUPPORT RH PS2 # PIVOT BOLT = B688 # CATCH BLOCK = P261</p>	<p>O273 <i>Ventura</i> WRIGHTBUS NBFL DD PS</p>
	<p>O400 BOTTOM SUPPORT R 77 (TOGGLE NUT) # PIVOT BOLT = G951</p>	<p>O400 <i>Ventura</i> WRIGHTBUS NBFL DD IG4/IG4 PLAT</p>

	<p>P256 BOTTOM SUPPORT LH 3 HOLES ASSY</p> <p># PIVOT BOLT = B688 # CATCH BLOCK = P261</p>	<p>P256 <i>Ventura</i> MCV DD EVOSETI PS2</p>
	<p>P257 BOTTOM SUPPORT RH 3 HOLES ASSY</p> <p># PIVOT BOLT = B688 # CATCH BLOCK = P261</p>	<p>P257 <i>Ventura</i> MCV DD EVOSETI PS2</p>
	<p>T986 BOTTOM SUPPORT LH ASSY</p> <p># PIVOT BOLT = B688 # CATCH BLOCK = P261</p>	<p>T986 <i>Ventura</i> WRIGHTBUS PS2</p>
	<p>U537 IG4 BOTTOM SUPPORT LH 100 TOGGLE NUTS</p> <p># PIVOT BOLT = G951</p>	<p>U537 <i>Ventura</i></p>
	<p>U538 IG4 BOTTOM SUPPORT RH 100 TOGGLE NUTS</p> <p># PIVOT BOLT = G951</p>	<p>U538 <i>Ventura</i></p>
	<p>VA3191 DOORSHAFT ADJUST BRACKET LEFT ASSY 28mm</p> <p># PIVOT BOLT = B688 # BRKT = D528</p>	<p>VA3191 <i>Ventura</i></p>



VA3700
BOTTOM SUPPORT RH ASSY
T-SLOT

PIVOT BOLT = B688

VA3700 *Ventura*
WRIGHTBUS NBFL PLAT RS

See Useful Data Sheets for installation information.